

2021 County Rents and Prices

North Dakota

March 2021

An annual survey of farmers and ranchers was conducted to obtain average rental rates and the price of rented land in their localities. Approximately 8,000 North Dakota agricultural producers were sampled for this survey. Over 9,000 questionnaires were mailed in mid-December, 2020 and a follow-up mailing to non-respondents occurred in early February, 2021. Data collection continued into the first week of March to maximize response rates. Over 1,900 reports contained positive data. We would like to thank all who participated, for without their cooperation this report would not be possible.

The tables in this report contain county-level data for cropland, pastureland, and tame hayland. All data refer to

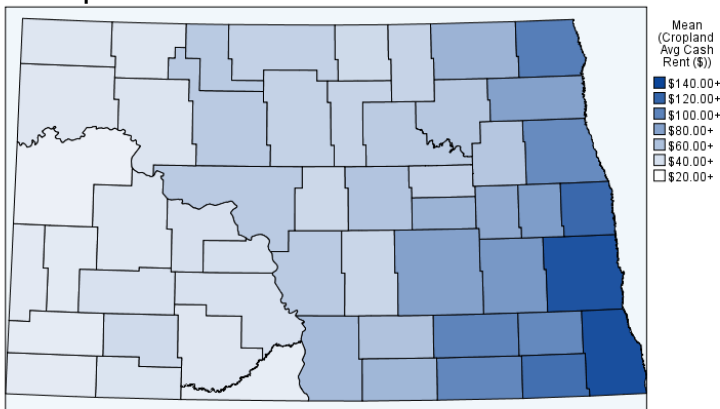
non-irrigated land and only include information for cash rental arrangements. All fee-per-head, animal unit month and share rent arrangements were excluded.

The minimum and maximum prices show the range of reported local average data in each county. Field size, topography, soil type, location and availability of rental land affect this range. The published prices in this report should never be used as the only factor to establish rental arrangements.

We advise the reader to exercise discretion when using data from counties with less than fifteen reports tabulated. Using a 3-year average is one way to minimize variability that can occur from year to year.

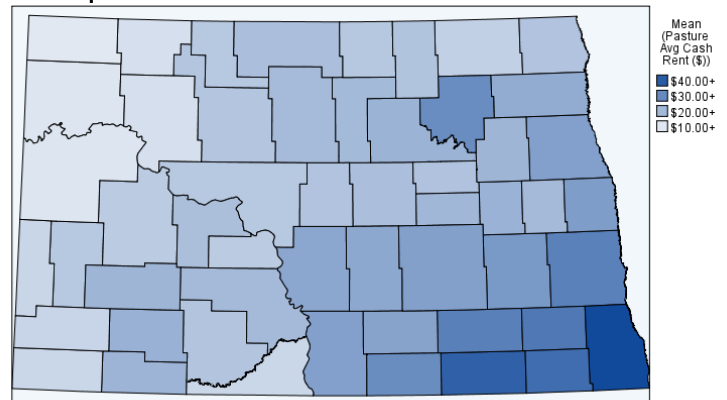
2021 Non-Irrigated Cropland Average Rents

Dollars per acre



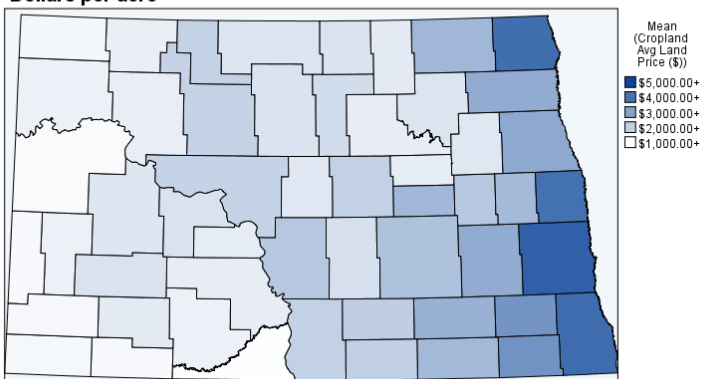
2021 Non-Irrigated Pastureland Average Rents

Dollars per acre



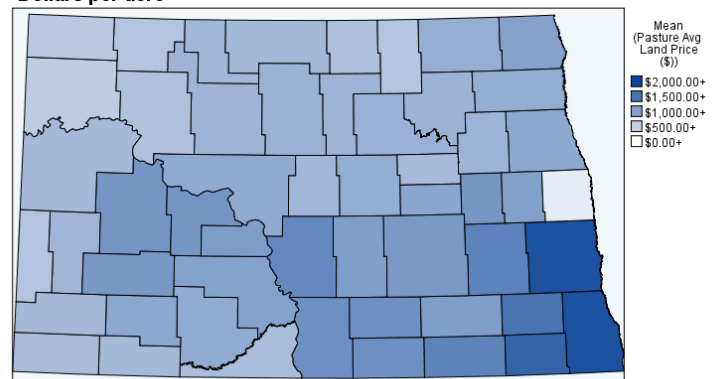
2021 Non-Irrigated Cropland Average Price of Rented Land

Dollars per acre



2021 Non-Irrigated Pastureland Average Price of Rented Land

Dollars per acre



NON-IRRIGATED CROPLAND CASH RENTS AND PRICES

North Dakota: 2021 and 5-Year Average

| County | 2016-2020 average | | Number of reports ² | 2021 | | | Average rental rate | Average price of rented land |
|--------------------|-------------------|-----------------------------------|--------------------------------|------------------------------------|----------------|-----------------|---------------------|------------------------------|
| | Rental rate | Price of rented land ¹ | | Reported local average rental rate | | | | |
| | | | | Minimum | Maximum | Most frequently | | |
| | (dollars/acre) | (dollars/acre) | (number) | (dollars/acre) | (dollars/acre) | (dollars/acre) | (dollars/acre) | (dollars/acre) |
| Adams..... | 37.20 | 1251.00 | 11 | 28.00 | 50.00 | 35.00 | 37.40 | 1141.00 |
| Barnes..... | 85.20 | 2852.00 | 39 | 35.00 | 130.00 | 100.00 | 86.10 | 2800.00 |
| Benson..... | 50.10 | 1571.00 | 20 | 45.00 | 70.00 | 50.00 | 53.10 | 1389.00 |
| Billings..... | 36.10 | 1209.00 | 7 | 24.00 | 40.00 | 30.00 | 33.40 | 1294.00 |
| Bottineau..... | 49.20 | 1712.00 | 49 | 23.00 | 80.00 | 50.00 | 49.20 | 1559.00 |
| Bowman..... | 35.50 | 1337.00 | 7 | 20.00 | 48.00 | 30.00 | 33.00 | 1150.00 |
| Burke..... | 35.00 | 1140.00 | 18 | 25.00 | 45.00 | 40.00 | 35.80 | 1344.00 |
| Burleigh..... | 52.10 | 1657.00 | 20 | 30.00 | 70.00 | 65.00 | 53.60 | 2182.00 |
| Cass..... | 120.50 | 4291.00 | 48 | 75.00 | 180.00 | 100.00 | 130.40 | 4384.00 |
| Cavalier..... | 67.70 | 2425.00 | 39 | 50.00 | 95.00 | 60.00 | 68.60 | 2536.00 |
| Dickey..... | 107.00 | 3131.00 | 24 | 40.00 | 130.00 | 100.00 | 96.90 | 2500.00 |
| Divide..... | 35.90 | 993.00 | 37 | 25.00 | 58.00 | 35.00 | 36.00 | 1191.00 |
| Dunn..... | 34.60 | 1325.00 | 13 | 25.00 | 50.00 | 30.00 | 36.10 | 1525.00 |
| Eddy..... | 54.20 | 1764.00 | 18 | 29.00 | 71.00 | 50.00 | 50.30 | 1379.00 |
| Emmons..... | 73.70 | 1719.00 | 22 | 20.00 | 100.00 | 50.00 | 63.50 | 1979.00 |
| Foster..... | 75.10 | 2430.00 | 16 | 35.00 | 100.00 | 35.00 | 68.90 | 2519.00 |
| Golden Valley..... | 29.70 | 1066.00 | 18 | 22.00 | 38.00 | 27.00 | 30.00 | 1110.00 |
| Grand Forks..... | 84.80 | 2970.00 | 51 | 40.00 | 200.00 | 100.00 | 94.40 | 2839.00 |
| Grant..... | 35.20 | 1241.00 | 26 | 20.00 | 55.00 | 35.00 | 35.50 | 1291.00 |
| Griggs..... | 65.70 | 2123.00 | 15 | 60.00 | 95.00 | 70.00 | 74.90 | 2168.00 |
| Hettinger..... | 43.00 | 1677.00 | 27 | 30.00 | 60.00 | 40.00 | 43.50 | 1431.00 |
| Kidder..... | 48.50 | 1327.00 | 22 | 25.00 | 85.00 | 50.00 | 46.30 | 1653.00 |
| LaMoure..... | 100.50 | 2912.00 | 36 | 39.00 | 145.00 | 100.00 | 98.90 | 2657.00 |
| Logan..... | 59.50 | 1758.00 | 20 | 32.00 | 100.00 | 45.00 | 58.90 | 2034.00 |
| McHenry..... | 46.70 | 1409.00 | 50 | 31.00 | 85.00 | 50.00 | 48.90 | 1581.00 |
| McIntosh..... | 65.70 | 1864.00 | 19 | 46.00 | 95.00 | 50.00 | 66.40 | 2000.00 |
| McKenzie..... | 29.50 | 1022.00 | 19 | 20.00 | 50.00 | 25.00 | 29.30 | 1091.00 |
| McLean..... | 57.30 | 2007.00 | 52 | 30.00 | 80.00 | 50.00 | 53.60 | 1940.00 |
| Mercer..... | 39.60 | 1313.00 | 22 | 22.00 | 70.00 | 40.00 | 39.50 | 1609.00 |
| Morton..... | 40.10 | 1490.00 | 28 | 25.00 | 57.00 | 40.00 | 38.70 | 1372.00 |
| Mountrail..... | 39.50 | 1403.00 | 41 | 22.00 | 60.00 | 30.00 | 37.10 | 1353.00 |
| Nelson..... | 55.70 | 1472.00 | 31 | 40.00 | 80.00 | 60.00 | 56.30 | 1510.00 |
| Oliver..... | 40.70 | 1483.00 | 22 | 20.00 | 55.00 | 38.00 | 39.80 | 1407.00 |
| Pembina..... | 99.90 | 3446.00 | 36 | 70.00 | 150.00 | 100.00 | 103.00 | 4117.00 |
| Pierce..... | 50.80 | 1620.00 | 26 | 35.00 | 62.00 | 40.00 | 48.00 | 1742.00 |
| Ramsey..... | 53.30 | 1523.00 | 43 | 35.00 | 85.00 | 50.00 | 55.80 | 1568.00 |
| Ransom..... | 102.20 | 3245.00 | 16 | 60.00 | 125.00 | 100.00 | 95.90 | 3291.00 |
| Renville..... | 49.70 | 1986.00 | 16 | 40.00 | 65.00 | 55.00 | 53.90 | 1955.00 |
| Richland..... | 132.10 | 4049.00 | 56 | 80.00 | 200.00 | 150.00 | 133.10 | 4156.00 |
| Rolette..... | 44.30 | 1286.00 | 21 | 25.00 | 60.00 | 35.00 | 43.90 | 1600.00 |
| Sargent..... | 113.50 | 3197.00 | 29 | 60.00 | 165.00 | 100.00 | 112.60 | 3312.00 |
| Sheridan..... | 44.70 | 1353.00 | 21 | 27.00 | 60.00 | 40.00 | 44.80 | 1500.00 |
| Sioux..... | 35.10 | 1064.00 | 16 | 20.00 | 45.00 | 20.00 | 31.40 | 1018.00 |
| Slope..... | 37.20 | 1261.00 | 18 | 18.00 | 47.00 | 30.00 | 32.30 | 1158.00 |
| Stark..... | 41.50 | 1485.00 | 32 | 16.00 | 52.00 | 45.00 | 38.80 | 1613.00 |
| Steele..... | 81.40 | 2792.00 | 24 | 55.00 | 126.00 | 70.00 | 83.10 | 2467.00 |
| Stutsman..... | 75.10 | 2254.00 | 52 | 40.00 | 115.00 | 75.00 | 80.30 | 2316.00 |
| Towner..... | 47.10 | 1629.00 | 24 | 25.00 | 70.00 | 50.00 | 48.00 | 1442.00 |
| Traill..... | 113.00 | 3764.00 | 27 | 50.00 | 185.00 | 110.00 | 116.80 | 4053.00 |
| Walsh..... | 80.60 | 2718.00 | 48 | 40.00 | 175.00 | 65.00 | 80.00 | 2786.00 |
| Ward..... | 52.20 | 1839.00 | 60 | 29.00 | 105.00 | 50.00 | 53.80 | 1932.00 |
| Wells..... | 59.20 | 2072.00 | 19 | 30.00 | 90.00 | 40.00 | 57.40 | 1970.00 |
| Williams..... | 35.10 | 968.00 | 31 | 22.00 | 60.00 | 35.00 | 35.50 | 1283.00 |

¹ Question wording prior to 2018 asked for the average "value" of rented land, rather than average "price." ² Number of reports is based on positive responses to average rental rate, excluding ineligible responses (e.g., out-of-state).

NON-IRRIGATED PASTURELAND CASH RENTS AND PRICES

North Dakota: 2021 and 5-Year Average

| County | 2016-2020 average | | 2021 | | | | | |
|--------------------|-------------------|-----------------------------------|--------------------------------|------------------------------------|----------------|-----------------|---------------------|------------------------------|
| | Rental rate | Price of rented land ¹ | Number of reports ² | Reported local average rental rate | | | Average rental rate | Average price of rented land |
| | | | | Minimum | Maximum | Most frequently | | |
| | (dollars/acre) | (dollars/acre) | (number) | (dollars/acre) | (dollars/acre) | (dollars/acre) | (dollars/acre) | (dollars/acre) |
| Adams..... | 18.50 | 770.00 | 12 | 10.00 | 30.00 | 20.00 | 21.00 | 739.00 |
| Barnes..... | 24.70 | 1022.00 | 17 | 18.00 | 50.00 | 20.00 | 26.80 | 1332.00 |
| Benson..... | 15.70 | 695.00 | 18 | 10.00 | 50.00 | 15.00 | 21.30 | 833.00 |
| Billings..... | 19.40 | 790.00 | 9 | 8.00 | 25.00 | 15.00 | 16.70 | 790.00 |
| Bottineau..... | 17.60 | 728.00 | 26 | 10.00 | 35.00 | 10.00 | 18.60 | 751.00 |
| Bowman..... | 14.00 | 717.00 | 7 | 11.00 | 15.00 | 15.00 | 13.60 | 700.00 |
| Burke..... | 11.20 | 511.00 | 20 | 6.00 | 30.00 | 10.00 | 11.70 | 628.00 |
| Burleigh..... | 21.90 | 1072.00 | 20 | 15.00 | 35.00 | 25.00 | 23.80 | 1263.00 |
| Cass..... | 24.90 | 1332.00 | 13 | 15.00 | 50.00 | 25.00 | 31.90 | 1850.00 |
| Cavalier..... | 17.30 | 912.00 | (D) | (D) | (D) | (D) | (D) | (D) |
| Dickey..... | 38.10 | 1425.00 | 17 | 25.00 | 50.00 | 30.00 | 38.90 | 1327.00 |
| Divide..... | 12.00 | 553.00 | 23 | 5.00 | 15.00 | 10.00 | 9.80 | 571.00 |
| Dunn..... | 19.20 | 932.00 | 11 | 10.00 | 20.00 | 18.00 | 16.00 | 1129.00 |
| Eddy..... | 21.60 | 889.00 | 17 | 9.00 | 32.00 | 12.00 | 17.90 | 731.00 |
| Emmons..... | 24.90 | 952.00 | 20 | 10.00 | 35.00 | 25.00 | 25.40 | 1193.00 |
| Foster..... | 24.20 | 852.00 | 11 | 12.00 | 35.00 | 15.00 | 20.40 | 939.00 |
| Golden Valley..... | 14.60 | 622.00 | 17 | 7.00 | 21.00 | 10.00 | 13.80 | 625.00 |
| Grand Forks..... | 20.10 | 847.00 | 14 | 10.00 | 40.00 | 25.00 | 25.40 | 921.00 |
| Grant..... | 17.90 | 837.00 | 20 | 10.00 | 28.00 | 20.00 | 17.60 | 893.00 |
| Griggs..... | 20.60 | 1080.00 | 10 | 14.00 | 30.00 | 15.00 | 21.40 | 1117.00 |
| Hettinger..... | 20.00 | 934.00 | 16 | 15.00 | 30.00 | 18.00 | 21.80 | 934.00 |
| Kidder..... | 22.90 | 800.00 | 20 | 12.00 | 35.00 | 18.00 | 23.60 | 1043.00 |
| LaMoure..... | 32.20 | 1292.00 | 18 | 20.00 | 50.00 | 20.00 | 32.20 | 1036.00 |
| Logan..... | 24.80 | 995.00 | 15 | 15.00 | 35.00 | 20.00 | 24.70 | 1186.00 |
| McHenry..... | 18.60 | 721.00 | 41 | 10.00 | 36.00 | 15.00 | 19.50 | 828.00 |
| McIntosh..... | 27.30 | 1026.00 | 22 | 18.00 | 50.00 | 25.00 | 29.40 | 1193.00 |
| McKenzie..... | 11.10 | 584.00 | 19 | 5.00 | 20.00 | 10.00 | 10.60 | 733.00 |
| McLean..... | 17.30 | 910.00 | 39 | 10.00 | 35.00 | 15.00 | 16.70 | 904.00 |
| Mercer..... | 17.30 | 932.00 | 24 | 15.00 | 29.00 | 18.00 | 18.80 | 1127.00 |
| Morton..... | 19.40 | 1066.00 | 32 | 12.00 | 30.00 | 20.00 | 19.70 | 997.00 |
| Mountrail..... | 12.10 | 602.00 | 36 | 6.00 | 22.00 | 10.00 | 11.80 | 654.00 |
| Nelson..... | 19.10 | 762.00 | 15 | 9.00 | 30.00 | 25.00 | 20.90 | 805.00 |
| Oliver..... | 18.30 | 1027.00 | 22 | 11.00 | 20.00 | 18.00 | 16.00 | 1064.00 |
| Pembina..... | 19.30 | 991.00 | 14 | 7.00 | 30.00 | 18.00 | 17.80 | 989.00 |
| Pierce..... | 21.00 | 779.00 | 16 | 10.00 | 30.00 | 11.00 | 19.80 | 798.00 |
| Ramsey..... | 26.10 | 721.00 | 8 | 22.00 | 39.00 | 25.00 | 29.50 | 810.00 |
| Ransom..... | 32.50 | 1239.00 | 11 | 15.00 | 60.00 | 25.00 | 33.80 | 1494.00 |
| Renville..... | 16.70 | 936.00 | 7 | 7.00 | 27.00 | 15.00 | 16.70 | 763.00 |
| Richland..... | 37.70 | 1554.00 | 15 | 14.00 | 80.00 | 40.00 | 44.00 | 1865.00 |
| Rolette..... | 18.80 | 688.00 | 15 | 10.00 | 22.00 | 20.00 | 16.90 | 671.00 |
| Sargent..... | 39.30 | 1509.00 | 13 | 20.00 | 50.00 | 30.00 | 36.30 | 1665.00 |
| Sheridan..... | 17.20 | 717.00 | 22 | 10.00 | 30.00 | 20.00 | 17.70 | 765.00 |
| Sioux..... | 16.40 | 719.00 | 15 | 5.00 | 25.00 | 12.00 | 13.50 | 698.00 |
| Slope..... | 13.10 | 751.00 | 20 | 6.00 | 24.00 | 15.00 | 14.00 | 732.00 |
| Stark..... | 21.80 | 977.00 | 27 | 12.00 | 32.00 | 25.00 | 20.70 | 1100.00 |
| Steele..... | 22.00 | 976.00 | 12 | 12.00 | 35.00 | 15.00 | 19.70 | 1020.00 |
| Stutsman..... | 24.40 | 933.00 | 38 | 10.00 | 40.00 | 25.00 | 25.30 | 1088.00 |
| Towner..... | 15.90 | 744.00 | 11 | 7.00 | 40.00 | 15.00 | 17.60 | 619.00 |
| Traill..... | 35.50 | 1300.00 | (D) | (D) | (D) | (D) | (D) | (D) |
| Walsh..... | 18.40 | 712.00 | 18 | 10.00 | 40.00 | 20.00 | 22.80 | 871.00 |
| Ward..... | 17.10 | 758.00 | 35 | 6.00 | 40.00 | 15.00 | 17.20 | 800.00 |
| Wells..... | 19.90 | 836.00 | 14 | 11.00 | 30.00 | 20.00 | 18.70 | 875.00 |
| Williams..... | 9.40 | 474.00 | 19 | 7.00 | 19.00 | 8.00 | 10.60 | 543.00 |

¹ Question wording prior to 2018 asked for the average "value" of rented land, rather than average "price." ² Number of reports is based on positive responses to average rental rate, excluding ineligible responses (e.g., out-of-state).

NON-IRRIGATED TAME HAYLAND CASH RENTS AND PRICES

North Dakota: 2021

| County | 2016-2020 average | | 2021 | | | | | Average rental rate | Average price of rented land |
|--------------------|-------------------|-----------------------------------|--------------------------------|------------------------------------|----------------|-----------------|----------------|---------------------|------------------------------|
| | Rental rate | Price of rented land ¹ | Number of reports ² | Reported local average rental rate | | | | | |
| | | | | Minimum | Maximum | Most frequently | | | |
| (dollars/acre) | (dollars/acre) | (number) | (dollars/acre) | (dollars/acre) | (dollars/acre) | (dollars/acre) | (dollars/acre) | (dollars/acre) | |
| Adams..... | 23.10 | 936.00 | 8 | 15.00 | 42.00 | 30.00 | 27.30 | 805.00 | |
| Barnes..... | 26.00 | 1329.00 | 9 | 10.00 | 50.00 | 20.00 | 29.40 | 1383.00 | |
| Benson..... | 23.10 | 697.00 | 12 | 10.00 | 40.00 | 22.00 | 22.80 | 850.00 | |
| Billings..... | 24.30 | 934.00 | 10 | 13.00 | 35.00 | 26.00 | 24.80 | 1058.00 | |
| Bottineau..... | 19.00 | 783.00 | 14 | 10.00 | 35.00 | 10.00 | 19.60 | 954.00 | |
| Bowman..... | 22.80 | 880.00 | (D) | (D) | (D) | (D) | (D) | (D) | |
| Burke..... | 17.90 | 573.00 | 14 | 6.00 | 32.00 | 15.00 | 20.50 | 844.00 | |
| Burleigh..... | 25.30 | 1126.00 | 14 | 20.00 | 45.00 | 25.00 | 29.40 | 1605.00 | |
| Cass..... | 55.20 | 1918.00 | 7 | 35.00 | 95.00 | 50.00 | 65.70 | 2200.00 | |
| Cavalier..... | 25.40 | 1074.00 | (D) | (D) | (D) | (D) | (D) | (D) | |
| Dickey..... | 44.30 | 1367.00 | 11 | 20.00 | 85.00 | 50.00 | 48.20 | 1615.00 | |
| Divide..... | 17.40 | 615.00 | 20 | 8.00 | 28.00 | 10.00 | 15.40 | 711.00 | |
| Dunn..... | 23.90 | 1112.00 | 11 | 20.00 | 40.00 | 20.00 | 26.50 | 1425.00 | |
| Eddy..... | 24.40 | 830.00 | 13 | 9.00 | 50.00 | 40.00 | 23.50 | 922.00 | |
| Emmons..... | 32.60 | 1024.00 | 16 | 10.00 | 50.00 | 35.00 | 30.30 | 1382.00 | |
| Foster..... | 33.70 | 1054.00 | 4 | 5.00 | 30.00 | 5.00 | 15.00 | 988.00 | |
| Golden Valley..... | 22.80 | 881.00 | 12 | 15.00 | 45.00 | 30.00 | 25.40 | 1010.00 | |
| Grand Forks..... | 38.80 | 1522.00 | 7 | 15.00 | 80.00 | 15.00 | 45.70 | 1279.00 | |
| Grant..... | 26.10 | 973.00 | 16 | 15.00 | 45.00 | 15.00 | 26.60 | 1108.00 | |
| Griggs..... | 78.90 | 1105.00 | 8 | 30.00 | 60.00 | 30.00 | 44.40 | 1700.00 | |
| Hettinger..... | 26.50 | 1161.00 | 7 | 16.00 | 45.00 | 30.00 | 30.60 | 1180.00 | |
| Kidder..... | 24.50 | 863.00 | 16 | 12.00 | 50.00 | 20.00 | 26.90 | 1354.00 | |
| LaMoure..... | 39.60 | 1532.00 | 7 | 20.00 | 50.00 | 20.00 | 33.60 | 1320.00 | |
| Logan..... | 32.90 | 1056.00 | 12 | 20.00 | 80.00 | 30.00 | 37.60 | 1315.00 | |
| McHenry..... | 19.70 | 765.00 | 28 | 15.00 | 40.00 | 20.00 | 24.00 | 956.00 | |
| McIntosh..... | 31.80 | 1155.00 | 15 | 15.00 | 45.00 | 25.00 | 29.90 | 1245.00 | |
| McKenzie..... | 18.60 | 633.00 | 10 | 10.00 | 30.00 | 20.00 | 19.20 | 906.00 | |
| McLean..... | 23.60 | 1070.00 | 26 | 10.00 | 40.00 | 20.00 | 21.80 | 1070.00 | |
| Mercer..... | 22.60 | 1008.00 | 22 | 10.00 | 50.00 | 20.00 | 26.50 | 1382.00 | |
| Morton..... | 25.10 | 1192.00 | 24 | 10.00 | 50.00 | 25.00 | 27.30 | 1242.00 | |
| Mountrail..... | 22.00 | 812.00 | 23 | 10.00 | 45.00 | 20.00 | 21.70 | 846.00 | |
| Nelson..... | 25.70 | 913.00 | 13 | 15.00 | 55.00 | 25.00 | 34.40 | 1125.00 | |
| Oliver..... | 24.60 | 1050.00 | 13 | 15.00 | 42.00 | 15.00 | 27.00 | 1217.00 | |
| Pembina..... | 67.80 | 995.00 | 9 | 20.00 | 60.00 | 20.00 | 32.90 | 1167.00 | |
| Pierce..... | 22.80 | 754.00 | 9 | 19.00 | 38.00 | 20.00 | 27.10 | 769.00 | |
| Ramsey..... | 26.80 | 660.00 | 7 | 15.00 | 45.00 | 15.00 | 29.90 | 1508.00 | |
| Ransom..... | 45.60 | 1660.00 | 6 | 35.00 | 60.00 | 60.00 | 49.20 | 1650.00 | |
| Renville..... | 19.90 | 944.00 | 5 | 15.00 | 35.00 | 15.00 | 24.60 | 1100.00 | |
| Richland..... | 46.30 | 1640.00 | 12 | 25.00 | 120.00 | 40.00 | 66.30 | 1230.00 | |
| Rolette..... | 22.70 | 651.00 | 7 | 15.00 | 40.00 | 20.00 | 25.70 | 1050.00 | |
| Sargent..... | 50.00 | 1642.00 | 8 | 25.00 | 100.00 | 40.00 | 51.90 | 2057.00 | |
| Sheridan..... | 53.10 | 865.00 | 11 | 15.00 | 30.00 | 30.00 | 23.70 | 940.00 | |
| Sioux..... | 23.40 | 799.00 | 14 | 13.00 | 43.00 | 22.00 | 27.30 | 959.00 | |
| Slope..... | 23.20 | 847.00 | 15 | 11.00 | 30.00 | 20.00 | 21.30 | 875.00 | |
| Stark..... | 26.90 | 1089.00 | 23 | 20.00 | 45.00 | 25.00 | 31.20 | 1465.00 | |
| Steele..... | 33.40 | 1173.00 | 5 | 20.00 | 40.00 | 20.00 | 27.00 | 875.00 | |
| Stutsman..... | 31.90 | 1221.00 | 26 | 15.00 | 82.00 | 40.00 | 34.80 | 1404.00 | |
| Towner..... | 24.90 | 986.00 | 7 | 15.00 | 40.00 | 20.00 | 23.30 | 630.00 | |
| Traill..... | 66.70 | 2567.00 | (D) | (D) | (D) | (D) | (D) | (D) | |
| Walsh..... | 23.90 | 896.00 | 6 | 15.00 | 45.00 | 45.00 | 33.30 | 1300.00 | |
| Ward..... | 20.70 | 861.00 | 22 | 10.00 | 55.00 | 25.00 | 26.60 | 945.00 | |
| Wells..... | 24.80 | 904.00 | 8 | 10.00 | 45.00 | 25.00 | 23.90 | 943.00 | |
| Williams..... | 12.60 | 506.00 | 6 | 10.00 | 40.00 | 10.00 | 19.50 | 767.00 | |

(D) Withheld to avoid disclosing data for individual operations. ¹ Question wording prior to 2018 asked for the average "value" of rented land, rather than average "price."
² Number of reports is based on positive responses to average rental rate, excluding ineligible responses (e.g., out-of-state).