Twenty-fourth Biennial Report

OF THE

UNIVERSITY AND SCHOOL LANDS DEPARTMENT



One of the many county schools receiving a share of the funds collected by the School Land Department. All revenue collected by the Department is apportioned quarterly to the Common Schools and other land grant institution.

FOR THE PERIOD BEGINNING JULY 1, 1938

AND ENDING JUNE 30, 1940

: 2391

E. E. SWANSTON, Acting Commissioner

State of North Dakota

Twenty-fourth Biennial Report

For the period beginning July 1, 1938
and ending June 30, 1940

BY THE

COMMISSIONER OF UNIVERSITY AND SCHOOL LANDS

TO THE

HONORABLE BOARD OF UNIVERSITY AND SCHOOL LANDS

The governing body created by Section 156 of Article IX of the Constitution of the State of North Dakota, and consisting of the following officers:

HON. JOHN MOSES, President ..... Governor
JAMES D. GRONNA, Vice President ..... Secretary of State
BERTA BAKER ..... State Auditor
ALVIN STRUTZ ..... Attorney General
ARTHUR E. THOMPSON ..... Superintendent of Public Instruction
E. E. SWANSTON,
..... Acting Secretary-Commissioner of University and School Lands

Buy "Dakota Maid" Flour

Bismarck Prtg. Co.





This is one of the many farms owned by the State School Land Department.
This farm has 979.70 acres and our investment is $4,027.43

OFFICE FORCE

E. E. SWANSTON	Acting Land Commissioner
JOHN H. BOWERS	Office Deputy
CLIFTON THON	Leasing Department Manager
JOHN T. NEVILLE	Bond and Mortgage Department Manager
SPARA CHRISTENSON	Cashier
CAIA LEE	Patent Clerk
ROSE LEFOR	Assistant Leasing Clerk
GENEVIEVE MOELLRING	Secretary-Stenographer
ELSIE NEUMANN	Secretary-Stenographer
DOROTHY BEAVRE	Secretary-Stenographer
LEOLA DEWING	Soil Conservation Clerk
ALMA BUCHLI	Stenographer
LOUISE ORISH	Stenographer
MARY SUNDBY	Stenographer
NORA ALLENSWORTH	Bookkeeper
JOSEPH ROTT	Clerk
REUBEN HERR	Clerk

Regular Meetings of Board: Last Thursday of each Month.

LETTER OF TRANSMITTAL

Bismarck, North Dakota
July 1, 1940.

Honorable Governor John Moses,
President of the Board of University
and School Lands
Bismarck, North Dakota.

Dear Governor John Moses:

In compliance with the statutes of the State of North Dakota, I have the honor and privilege to submit to you herewith the Twenty-fourth Biennial Report of the State Land Commissioner and Secretary of the Board of University and School Lands, for the two fiscal years beginning July 1, 1938, and terminating June 30, 1940.

It is very gratifying to hand you herewith a record of our accomplishments during the past biennial period. In the past six months ending June 30, 1940, we show an increase in cash rentals amounting to $183,605.98. The total rentals for the first six months of 1939 were $226,909.01, and the total rentals for the first six months of 1940 were $410,514.99.

In the Interest and Income Fund we show an increase of $335,730.24 over the previous biennium. Money from this fund is appropriated quarterly to the common schools and other Land Grant state institutions. This increase was brought about by obtaining title to land covered by a large number of open loans and contracts, owners and holders of which paid neither taxes nor interest for years. As soon as title was vested in the State of North Dakota, we immediately began to obtain revenue by leasing such farms for cash rental.

During the period ending June 30, 1938, we had 4,049 open loans. Interest on these loans brought in $128,503.04. Now our loans have been liquidated to 2,427, and the interest for the last biennium from these loans amounted to $257,902.86. This has been accomplished by having fieldmen in the territory making personal contacts of mortgagors, and insisting on payments of interest.

In the past six months we have refunded $373,446.64 in bond issues that were held by this Department where levies had expired and in a majority of the cases part of the sinking fund had been lost in closed banks. These bonds were on a twenty year basis and had been falling due since 1931 up to January 1, 1940. This is the first time in twelve years that any effort has been put forth to bring these bonds up to a current standing. Also we have collected principal of about $250,000.00, and in addition to that, a lot of past due interest. This has been brought about through the concerted efforts of the Department in contacting municipal board members and insisting on payment of interest and principal, or to refund and spread new tax levies for another period. There are a great many more bond issues that have become due since

January 1, 1940, and a great many more will be coming due during the next few years. This will necessitate a large amount of detail work and an increase in the bonding personnel in order to handle the refunding of these bond issues.

The average citizen does not recognize the magnitude of this Department and the amount of detail work that it has carried on with the small office personnel of around twenty people.

Our total collections for the biennial period, distributed to the institutional funds which covers Permanent and Interest and Income, was $4,061,484.73. In addition to that this Department turned over to the State General Fund, fees collected during the period ending June 30, 1940, the amount of $27,931.83. If this were deducted from our appropriation of $98,128.00, it would cost the State of North Dakota the amount of $71,196.76 per biennium to operate the largest department in the State of North Dakota. The total operating cost, taking credit for fees turned into the State General Fund, is 1¾%, which is exceedingly low.

During the past biennium, this Department has made rapid strides in bringing its delinquent loans, contracts and bonds in good standing, and for confirmation of this I wish to refer you to the Examiner's Report of March 29, 1940. This has been the first time any effort has been put forth in the past twelve years to bring all delinquencies up to a curfrent standing.

I wish to make the following recommendatiins which I believe would be very beneficial to safeguard the Permanent Fund as well as to increase Interest and Income for the schools of the State of North Dakota:

1. At the present we have approximately 2,500,000 acres of land on records in the Leasing Department handled by only six employees. The Examiners called to our attention the fact that it is impossible to efficiently handle the leasing departmnet with such a small personnel. I, therefore, request an adequate appropriation to enable us to retain at least six full time fieldmen and a larger office personnel to give that department the required supervision. There are 1,158 improved farms as of June 30, 1940.

2. Since a large number of bond issues are due and tax levies expired which we will be compelled to refund, I recommend an appropriation sufficient to hire two more assistants in the bonding department to make it possible to check county and other subdivisional bond issues. At present we do not have a bond man checking the districts as all the work is being done by correspondence.

3. The Examiners recommended the installation of a new accounting system as the present system is inadequate and outdated, lacking co-ordination in its system and method of keeping records. They request that we ask the Legislature for sufficient funds to purchase and install a proper system of machine accounting that would centralize the keeping of control accounts

and individual accounts in the various other departments under the supervision of the bookkeeper. I approve the above recommendation.

4. Because of the fact that this Department has had to foreclose and take deeds to a majority of the loans held during the last biennium, I recommend that the Legislature limit the authority of the Board of University and School Lands to loan not to exceed one-third of the assessed and appraised valuation on farms, rather than the 50% as now authorized by law. I further recommend that the existing laws governing the purchase of bonds for Permanent Fund investment be changed enabling the purchase of a more desirable class of bonds.

There has been considerable publicity given to the idea that the State Land Department should be audited because some part of the Permanent Fund has been diminished. It is estimated that the cost of an audit of this Department would be around $30,000.00. The last audit was made in 1917 during the administration of Governor L. B. Hanna, but the Department has been examined every biennium by the State Board of Examiners. At present real estate values are at a very low ebb, but crop conditions are favorable in the western half of the State where a majority of our delinquent loans and bonds are held. No doubt this year will make a more favorable showing of collections both as to interest and taxes delinquent, and will greatly benefit delinquent loans and bond sinking funds. There are no two auditors who could appraise land, arriving at the same valuation, and estimate future losses, if any, on bond issues. I cannot see just what could be accomplished by an audit at this time under the existing conditions.

This Department was given 3,191,770.28 acres of land by the Enabling Act, to commence operations on. At present we own 2,498,759.20 acres, with $9,578,666.99 worth of bonds, $4,928,355.89 worth of current farm mortgages, $588,572.06 in current farm contracts, and $983,066.59 cash in the hands of the State Treasurer. By the time we finish liquidating the delinquent loans and contracts, we will have as many acres as we began with besides the other assets as mentioned. In addition to this we carry a profit account of $6,946.51, from the re-sale of real estate. Under normal conditions the re-sale of all the improved farms we have would minimize the anticipated loss on land that was over-loaned.

Therefore, my final analysis in regard to operating the State Land Department is to continue to put our house in order and continue a good business administration in addition to requesting an adequate appropriation for the purpose of increasing the revenue for Interest and Income, and the protection of the Permanent Fund for the schools of the State of North Dakota.

Respectfully submitted,

E. E. SWANSTON,
Acting Land Commissioner.

LAND SELECTION AND DISTRIBUTION

	Acres Selected	Acres Sold	Portion Unsold as of June 30, 1940
Common Schools	2,523,383.78	1,186,866.25	1,336,517.53
Agricultural College	129,999.98	108,007.17	21,992.81
School for the Blind	30,025.76	22,261.16	7,764.60
Capitol Building	82,326.14	56,436.10	25,890.04
School for the Deaf	39,966.53	30,883.56	9,082.97
Hospital for the Insane	20,000.98	15,144.88	4,856.10
Normal-Industrial School	39,997.24	31,355.06	8,642.18
Normal Schools—Valley City 5/8, Mayville 3/8	80,005.90	65,070.99	14,934.91
Training School	40,024.94	31,959.80	8,065.14
School of Science	39,997.16	32,875.56	7,121.60
School of Mines	40,003.51	31,273.84	8,729.67
Soldiers Home	39,972.36	32,010.95	7,961.41
University	86,066.00	69,600.38	16,465.62
TOTAL ACRES	3,191,770.28	1,713,745.70	1,478,024.58

At the time the State of North Dakota was admitted to the Union, the above acreage was granted to the State of North Dakota by the Federal Government to be handled in trust for the Common Schools and other Land Grant Institutions under Article IX of the Constitution of the State of North Dakota, creating the State Land Deparment of this State.

SUMMARY OF COLLECTIONS

Land Sales, Mortgages, Bonds and Coal Royalty involving the Permanent Funds from July 1, 1938, to June 30, 1940

	Land Sold on Contract	Sale School Land, Church Sites and Easements	Bond Collections	Farm Loan Collections	Repayment Taxes, Foreclosure Fees, Misc.	Royalty Coal, Gravel and Clay	Total
Common Schools	$20,371.72	$7,225.04	$1,565,927.68	$134,378.70	$42,233.88	$29,346.26	$1,799,483.28
Agricultural College	3,736.56	60.75	90,734.42	3,519.24	4,568.85	.....	102,619.82
School for Blind	734.00	.....	9,054.26	2,041.45	90.50	.....	11,920.21
Capitol Building	64.00	15.80	.....	.....	.....	43.14	122.94
School for Deaf	1,107.51	.....	16,300.00	1,652.50	2,395.77	.....	21,455.78
Hospital for Insane	28.22	.....	9,638.92	15.00	1,802.42	.....	11,484.56
Industrial School	350.00	.....	8,200.00	2,416.65	527.18	.....	11,493.83
Mayville Normal	309.66	167.06	11,986.46	1,750.32	320.32	99.05	14,632.87
Valley City Normal	516.10	278.44	47,813.13	1,700.00	620.66	.....	50,928.33
Training School	507.44	.....	14,700.00	2,058.21	639.82	.....	17,905.47
School of Science	1,530.00	.....	18,612.15	3,102.78	2,193.97	.....	25,438.90
School of Mines	1,432.00	.....	21,547.56	1,450.00	595.21	.....	25,024.77
Soldiers Home	1,367.04	12.30	95,432.76	155.00	418.77	.....	97,385.87
University	120.00	.....	64,165.17	3,825.00	3,402.78	.....	71,512.95
Total	$32,174.25	$7,759.39	$1,974,112.51	$158,064.85	$59,810.13	$29,488.45	$2,261,409.58

SUMMARY OF COLLECTIONS

Interest and Income Collections from July 1, 1938, to June 30, 1940

	Interest on Contracts	Rentals	Bond Interest	Mortgage Interest	Oil & Gas Leases A. A. A. & Mics.	
Common Schools	$40,181.26	$558,799.55	$551,964.12	$216,920.12	$26,493.53	$1,394,358.58
Agricultural College	2,474.15	39,907.43	35,341.94	7,888.88	2,623.25	88,235.65
School for Blind	765.57	7,636.13	7,427.90	1,634.86	644.59	18,109.05
Capitol Building	1,246.50	11,283.58			322.13	12,852.21
School for Deaf	618.36	11,038.63	10,756.74	2,969.10	786.57	26,169.40
Hospital for Insane	219.73	5,197.43	5,026.64	1,127.33	143.10	11,714.23
Industrial School	986.21	11,076.75	7,538.25	3,121.16	697.03	23,419.40
Mayville Normal	687.54	7,750.45	6,908.80	2,527.29	411.79	18,285.87
Valley City Normal	1,147.37	11,445.77	20,405.12	4,657.25	526.38	38,181.89
Training School	547.68	12,729.24	8,364.29	3,474.24	581.55	25,697.00
School of Science	1,251.64	10,270.86	9,421.24	5,779.06	335.07	27,057.87
School of Mines	572.19	10,408.94	9,826.76	3,354.42	561.36	24,723.67
Soldiers Home	633.03	7,121.89	24,381.80	235.35	243.48	32,615.55
University	2,259.39	23,554.66	26,576.69	4,213.80	1,950.24	58,554.78
Total	$53,590.62	$728,221.31	$723,940.29	$257,902.86	$36,320.07	$1,799,975.15

COLLECTIONS DISTRIBUTED TO INSTITUTIONAL FUNDS

From July 1, 1938, to June 30, 1940

Land Contracts Collected	$ 32,174.25	
Sale School Land, Church Sites and Easements	7,759.39	
Bond Collections	1,974,112.51	
Farm Loan Collections	158,064.85	
Repayment Taxes, Foreclosure Fees, etc.	59,810.13	
Royalty—Coal, Gravel, Clay Collected	29,488.45	
Credit to Permanent Fund		$2,261,409.58
Interest on Land Contracts	$ 53,590.62	
Rentals of Land	728,221.31	
Interest on Bonds	723,940.29	
Interest on Farm Loans	257,902.86	
Oil & Gas Leases, A.A.A. & Misc. Collected	36,320.07	
Apportioned to Common Schools & Institutions		$1,799,975.15
Fees—Leasing, Patent, Deeds, etc. Credit State General Fund	$ 27,931.83	$ 27,931.83
Total		$4,089,316.56

CASH BALANCE IN HANDS OF STATE TREASURER IN THE PERMANENT FUND FOR THE COMMON SCHOOLS AND ALL LAND GRANT INSTITUTIONS ON JUNE 30, 1940

Common Schools	$752,228.11
Agricultural College	41,125.69
School for the Blind	9,416.97
Capitol Building	122.94
School for the Deaf	14,646.52
Hospital for the Insane	11,159.56
Normal-Industrial School	6,947.47
Valley City Normal	26,187.86
Mayville Normal	4,274.90
Training School	10,987.67
School of Science	17,602.97
School of Mines	21,133.11
Soldiers Home	33,550.20
University	33,682.62
Total Cash Balance	$983,066.59

BONDS

Federal Farm Mortgage Corporation Bonds Purchased with the Permanent Funds

Common Schools	$ 767,500.00
Agricultural College	8,600.00
School for the Blind	33,000.00
School for the Deaf	29,500.00
Hospital for the Insane	13,900.00
Normal-Industrial School	42,500.00
Valley City Normal	32,200.00
Mayville Normal	14,800.00
Training School	36,400.00
School of Science	37,200.00
School of Mines	7,600.00
Soldiers Home	14,200.00
University	32,200.00
Total	$1,069,600.00

BONDS

Municipal and State Bonds Purchased with Permanent Funds Held as an Investment

	State Bonds and Certificates	County Bonds	School Bonds	City Bonds	Village and Township Bonds	Total
Common Schools	$2,600,000.00	$795,125.16	$3,019,919.96	$356,200.00	$ 70,300.00	$6,841,545.12
Agricultural College	.....	27,000.00	298,779.87	52,500.00	10,000.00	388,279.87
School for Blind	.....	.....	57,545.74	3,200.00	.....	60,745.74
School for Deaf	.....	27,000.00	67,854.14	.....	1,400.00	96,254.14
Hospital for Insane	.....	.....	39,361.08	.....	.....	39,361.08
Normal-Industrial School	.....	.....	58,270.00	.....	900.00	59,170.00
Mayville Normal	.....	.....	67,286.68	2,400.00	.....	69,686.68
Valley City Normal	.....	.....	181,112.85	600.00	9,600.00	191,312.85
Training School	.....	.....	67,300.00	5,300.00	.....	72,600.00
School of Science	.....	.....	81,145.44	.....	.....	81,145.44
School of Mines	.....	.....	76,952.44	18,900.00	3,700.00	99,552.44
Soldiers Home	.....	54,000.00	164,267.24	27,000.00	1,500.00	246,767.24
University	.....	.....	220,746.39	37,200.00	4,700.00	262,646.39
Total	$2,600,000.00	$903,125.16	$4,400,541.83	$503,300.00	$102,100.00	$8,509,066.99



Filling Station owned by State School Land Department, also complete set of farm buildings on 320 acre farm located in the southwestern corner of Cass county. Amount invested, $4,240.53.



Capped Gas Well located on School Land in Bowman County, recently leased to Montana-Dakota Utilities Company, with agreement that this well will be connected with intake lines on or before two years from date of lease.



This elevator is located on land recently taken over by the State School Land Department.

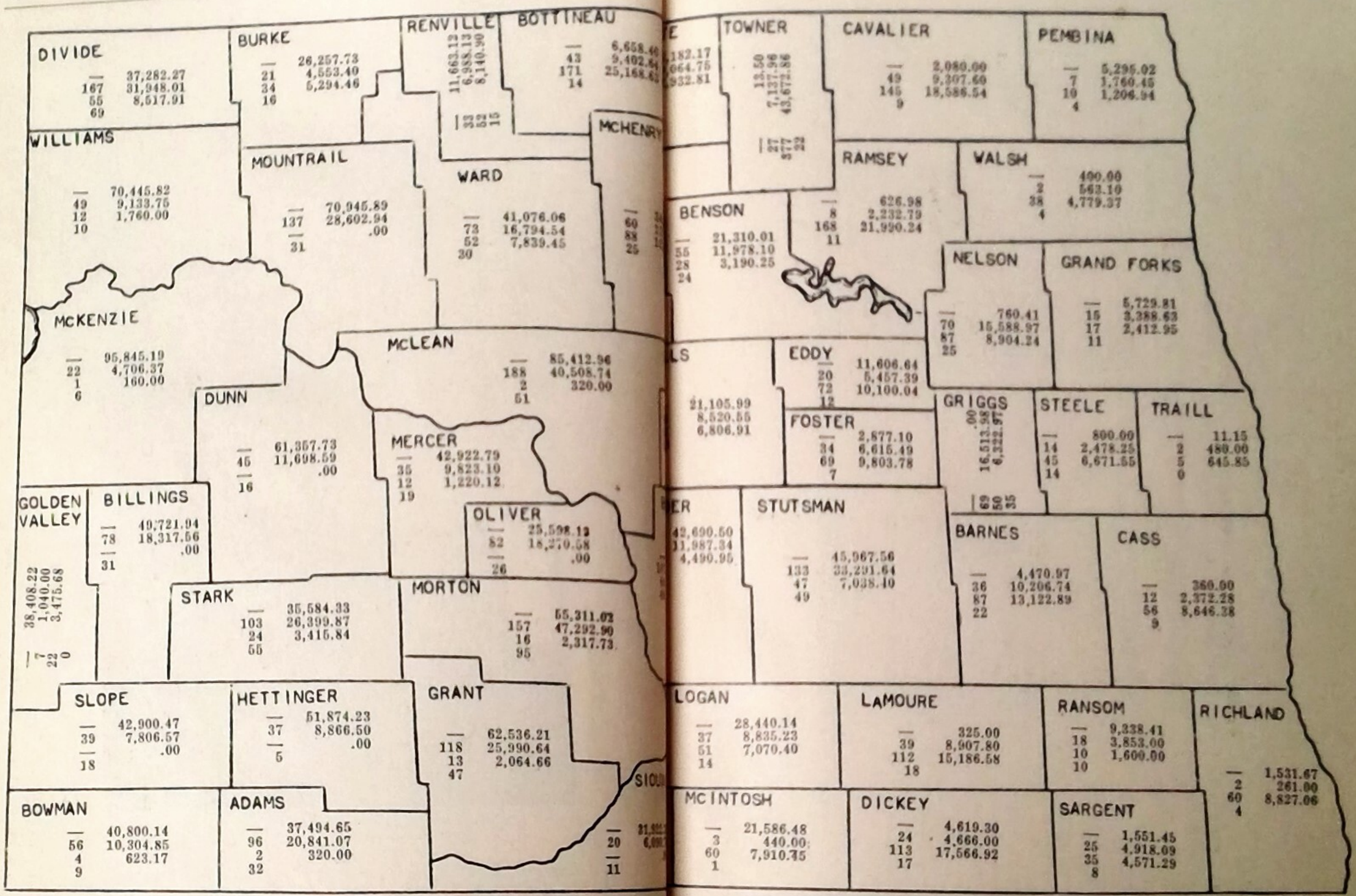

1st Figure; Unsold Grant Land .....
2nd Figure; Foreclosed Farm Loans and Deeds .....
3rd Figure; Cancelled Contracts .....

Total acreage owned and controlled by the Land Department .....
4th Figure; Improved Farms by Counties .....

mber	Acres
	1,478,024.58
899	667,119.22
599	353,615.40
.....	2,498,759.20

FARM LOAN INVESTMENTS BY FUNDS

Farm Loans Held by the State June 30, 1940 as an Investment of the Permanent Funds

	Open Farm Loans		Foreclosed Loans and Deeds		Total
	Principal	Fees and Taxes Advanced	Principal	Fees and Taxes Advanced	
Common Schools	$3,932,790.61	$58,011.96	$4,320,744.14	$491,303.18	$8,802,849.89
Agricultural College	192,393.15	4,995.08	507,930.77	67,171.26	772,490.26
School for Blind	32,655.00	906.07	102,747.99	10,703.12	147,012.18	
P. F. Capitol Building			32,810.00	8,792.87	41,602.87
School for Deaf	57,450.00	1,689.38	137,197.50	13,059.69	209,396.57
Hospital for Insane	36,885.00	1,172.24	63,150.00	7,793.39	109,000.63
Normal-Industrial School	77,383.35	1,344.65	161,310.60	18,616.92	258,655.52
Valley City Normal	77,160.00	2,239.71	113,593.98	19,157.12	212,150.81
Mayville Normal	55,525.02	1,482.59	120,740.50	11,331.08	189,079.19
Training School	85,010.95	1,732.57	134,327.62	15,608.99	236,680.13
School of Science	65,370.00	2,019.67	136,328.27	21,196.02	224,913.96
School of Mines	92,676.40	3,241.54	123,650.08	13,893.03	233,461.05
Soldiers Home	8,935.00	484.61	46,099.00	7,736.60	63,255.21
University	130,390.10	4,411.24	286,879.03	32,484.74	454,165.11
I & I Capitol Building			4,025.89	985.49	5,011.38
Total	$4,844,624.58	$83,731.31	$6,291,535.37	$739,833.50	$11,959,724.76

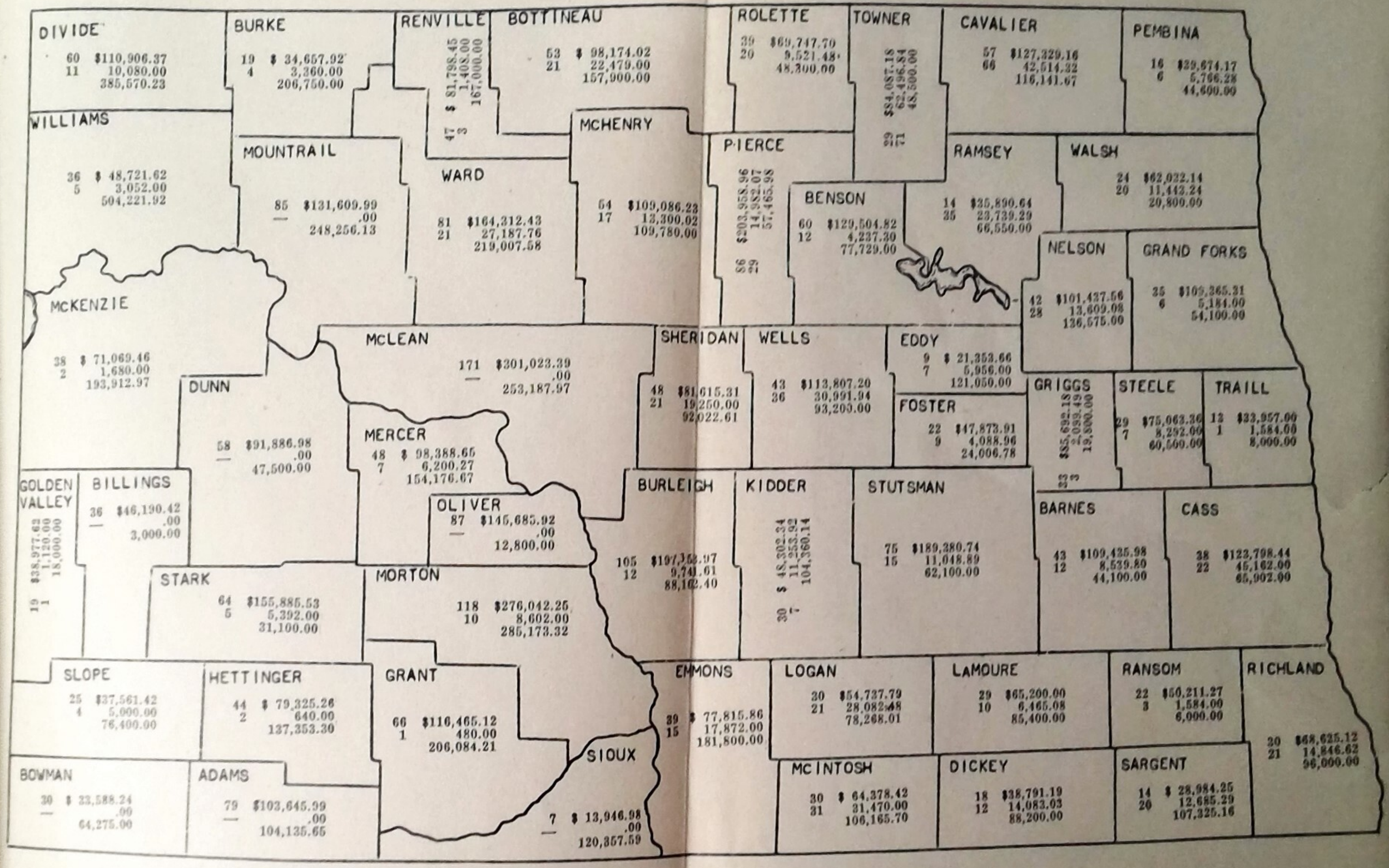

	Total No.	Amount
1st Figure; Number and Amount of Open Loans by Counties	2,427	$4,928,355.89
2nd Figure; Active—Grant Land Sold on Contract by Counties	692	588,572.06
3rd Figure; Municipal Bonds by Counties		$5,909,066.99

Farm Loans, Foreclosed Loans and Deeds, Acreage Involved

	Open Loans		Foreclosed Loans and Deeds	
	Acres	Number of Loans	Acres	Number of Loans
Common Schools	525,171.40	1959	453,609.12	1955
Agricultural College	22,581.29	89	53,241.45	222
School for Blind	3,829.52	17	11,156.93	45
School for Deaf	6,775.69	29	14,359.19	65
P. F. Capitol Building	.....	....	3,558.20	19
Hospital for Insane	4,248.81	19	6,338.74	33
Normal-Industrial School	9,082.66	41	17,656.00	68
Valley City Normal	9,052.06	37	12,247.26	56
Mayville Normal	6,504.72	29	14,520.96	61
Training School	11,749.50	48	15,523.13	75
School of Science	7,928.10	38	14,959.77	73
School of Mines	11,749.12	49	13,926.45	68
Soldiers Home	1,154.56	7	5,155.68	24
University	14,830.78	65	30,426.33	132
I. & I. Capitol Building	.....	....	440.01	3
Total	634,658.21	2427	667,119,22	2899

The above Foreclosed Loans and Deeds are the Total Accumulation of acreage since the creation of the State Land Department.

LAND SOLD ON CONTRACT

The amount of Land Contracts held by the State June 30, 1940, of the Common Schools and all Land Grant Institutions

	Contracts Active	Contracts Cancelled	Total
Common Schools	$440,718.00	$3,803,742.19	$4,244,460.19
Agricultural College	32,774.86	323,510.07	356,284.93
School for Blind	7,815.94	54,755.60	62,571.54
P. F. Capitol Building	18,516.98	100,199.22	118,716.20
School for Deaf	5,057.69	86,563.80	91,621.49
Hospital for Insane	4,311.06	40,688.69	44,999.75
Normal-Industrial School	8,609.64	63,317.68	71,927.32
Normal Schools—Valley City 5/8	17,806.38	162,824.14	180,630.52
Mayville 3/8	7,603.46	107,908.40	115,511.86
Training School	14,118.83	84,342.62	98,461.45
School of Science	6,981.04	85,352.55	92,333.59
School of Mines	6,756.52	115,488.86	122,245.38
Soldiers Home	17,501.66	190,166.19	207,667.85
University	$588,572.06	$5,218,860.01	$5,807,432.07
Total			

The Purchaser has the right to reinstate a cancelled contract.

Land Sold on Contract-Active-Cancelled Acreage Involved

	Active Contracts		Cancelled Contracts	
	Acres	Number of Contracts	Acres	Number of Contracts
Common Schools	63,558.66	436	257,470.86	1746
Agricultural College	5,121.59	36	21,727.18	159
School for Blind	1,640.83	18	3,763.91	40
P. F. Capitol Building	3,424.53	23	7,627.62	55
School for Deaf	1,353.62	13	5,729.42	53
Hospital for Insane	993.14	11	2,162.11	28
Normal-Industrial School	1,557.68	20	4,425.37	50
Normal Schools—Valley City 5/8	2,880.17	31	11,351.76	102
Mayville 3/8	1,369.27	18	6,816.55	61
Training School	1,950.72	23	6,114.79	59
School of Science	1,145.76	14	5,967.21	58
School of Mines	1,326.14	13	7,773.96	69
Soldiers Home	3,242.24	36	12,684.66	119
University	89,564.35	692	353,615.40	2599
Total				

The above Cancelled Contracts are the total accumulation of acreage since the creation of the State Land Department.

UNCOLLECTED RENTALS

Adams	$ 2,234.75	Mercer	302.60
Barnes	3,423.59	Morton	12,566.05
Benson	1,339.64	Mountrail	4,767.17
Billings	3,103.41	Nelson	5,339.86
Bottineau	2,265.68	Oliver	1,472.19
Bowman	625.21	Pembina	484.48
Burke	773.99	Pierce	303.41
Burleigh	7,703.70	Ramsey	5,131.73
Cass	2,992.30	Ransom	679.28
Cavalier	4,331.49	Renville	2,292.94
Dickey	3,302.18	Richland	472.27
Divide	7,231.88	Rolette	900.23
Dunn	463.87	Sargent	897.49
Eddy	2,588.58	Sheridan	1,412.65
Emmons	2,634.86	Sioux	1,034.81
Foster	1,410.13	Slope	737.13
Golden Valley	.....	Stark	4,809.38
Grand Forks	1,028.92	Steele	1,940.90
Grant	3,016.57	Stutsman	9,730.89
Griggs	5,901.28	Towner	13,526.98
Hettinger	563.93	Traill	.....
Kidder	1,785.33	Walsh	225.60
LaMoure	4,081.79	Ward	671.16
Logan	915.77	Wells	2,902.53
McHenry	865.10	Williams	824.66
McIntosh	105.18		
McKenzie	474.30		
McLean	5,324.40	TOTAL	$143,913.62

The above list of uncollected rentals by counties, are for 1933 and subsequent years, where individuals were trespassing on school land. After checking the conservation payments we found they had themselves listed as owner-operator and therefore rental was charged to the individual.

Due to the continued drouth and other uncontrollable conditions, individuals were able to pay only a part of the minimum cash rental in advance, and were, therefore, required to sign an agreement to deliver one-fourth of the crop and one-fourth of the conservation payments to the State Land Department until the minimum rental as set by law was paid. But owing to the crop failures they were unable to fulfill the agreement.

In many cases mortgagors deeded their farms to the State Land Department in order to stop tax deed proceedings, and then continued to reside upon the land being unable to pay the cash rental. The policy adopted by the Land Department was that if we were to demand the cash rental, it would have forced these people out of their homes, increasing the relief burden to the State and county, as well as leaving the buildings vacant and unprotected. With the assistance of fieldmen in checking farms as to trespassers, the Department has succeeded in reducing to a minimum the charged rentals for the current year.

STATEMENT OF LAND GRANT FUNDS IN VARIOUS SUB-DIVISIONS TO JUNE 30, 1940

COMMON SCHOOLS

On admission to the Union, Congress granted to the State of North Dakota, for the support of Common Schools the Sections 16 and 36 in every township in the State, and where these Sections or parts thereof were omitted on account of being embraced in lakes, rivers or having been homesteaded prior to survey, the State was allowed to select land elsewhere, from any public land in the State, an equal area to supply the loss, and such lieu lands are designated as "Indemnity Lands," which are common school lands other than Sections 16 and 36, the proceeds from indemnity lands also to go to the Common School Fund.

INVESTMENTS—

Bonds—U. S.		$ 767,500.00
—State and Municipal		6,841,545.12
Farm Loans		
Open Loans—Acres	525,171.40—Principal	3,932,790.61
Taxes and Fees Advanced		58,011.96
Foreclosed Loans and Deeds		
Acres	453,609.12—Principal	4,320,744.14
Taxes and Fees Advanced		491,303.18
Grant Land Sold on Contract		
Acres	63,558.66—Active Contracts	440,718.00
Acres	257,470.86—Cancelled Contracts	3,803,742.19
Unsold Grant Land		
Acres	1,336,517.53 @ 10.00	13,365,175.30
Cash Balance in hands of State Treasurer		$ 752,228.11

AGRICULTURAL COLLEGE

Fargo, N. D.

Under Section 16 of the enabling act admitting this State, there was granted 90,000 acres and under Section 17, an additional 40,000 acres for the support of an Agricultural College, making a total of 130,000 acres granted by Congress for this institution at Fargo.

Of this grant, 129,999.98 acres have been selected.

INVESTMENTS—

Bonds—U. S.		$ 8,600.00
—Municipal		388,279.87
Farm Loans		
Open Loans—Acres	22,581.29—Principal	192,393.15
Taxes and Fees Advanced		4,995.08
Foreclosed Loans and Deeds		
Acres	53,241.45—Principal	507,930.77
Taxes and Fees Advanced		67,171.26
GRANT LAND SOLD ON CONTRACT		
Acres	5,121.59—Active Contracts	$ 32,774.86
Acres	21,727.18—Cancelled Contracts	323,510.07
Unsold Grant Land, Acres—21,992.81.		219,928.10
Cash Balance in hands of State Treasurer		$ 41,125.69

SCHOOL FOR THE BLIND

Bathgate, N. Dak.

Under Section 17 of the Enabling Act there was granted 170,000 acres for educational and charitable purposes to be determined by the State Legislature; 30,025.76 acres of this grant has been apportioned to and selected by the State for the benefit of the Blind School at Bathgate.

INVESTMENTS—

Bonds—U. S.		$ 33,000.00
—Municipal		60,745.74
Farm Loans		
Open Loans—Acres.....	3,829.52—Principal	32,655.00
Taxes and Fees Advanced		906.07
Foreclosed Loans and Deeds		
Acres.....	11,156.93—Principal	102,747.99
Taxes and Fees Advanced		10,703.12

GRANT LAND SOLD ON CONTRACT

Acres.....	1,640.83—Active Contracts	7,815.94
Acres.....	3,763.91—Cancelled Contracts	54,755.66
Unsold Grant Land, acres—7,764.60.		77,646.00
Cash Balance in hands of State Treasurer		$ 9,416.97

CAPITOL BUILDING

Bismarck, N. Dak.

Under Section 12 of the Enabling Act admitting the State, there was granted fifty sections, or 32,000 acres, and under Section 17 of the same act 50,000 acres for public buildings at the Capitol of the State, making 82,000 acres for the Capitol Building. However, there was an over selection of 326.14 acres for this State Institution, making a total selection of 82,326.14 acres.

INVESTMENTS—

Foreclosed Loans and Deeds		
Acres.....	3,558.20—Principal	$ 32,810.00
Taxes and fees advanced		8,792.87
Grant Land Sold on Contract		
Acres.....	3,424.53—Active Contracts	$ 18,516.98
Acres.....	7,627.62—Cancelled Contracts	100,199.22
Unsold Grant Land, Acres—25,890.04.		258,900.40
Cash Balance in hands of State Treasurer		$ 122.94

SCHOOL FOR THE DEAF

Devils Lake, N. Dak.

Under Section 17 of the Enabling Act admitting the State, there was granted 40,000 acres for the Deaf School. Of this grant 39,966.53 acres have been selected by the State, for this institution at Devils Lake.

INVESTMENTS—			
Bonds—U. S.			$ 29,500.00
—Municipal			96,254.14
Open Loans—Acres.....	6,775.69	—Principal	57,450.00
Taxes and Fees Advanced			1,689.38
Foreclosed Loans and Deeds			
Acres.....	14,359.19	—Principal	137,197.50
Taxes and Fees Advanced			13,059.69
Grant Land Sold on Contract			
Acres.....	1,353.62	—Active Contracts	5,057.69
Acres.....	5,729.42	—Cancelled Contracts	86,563.80
Unsold Grant Land, acres—9,082.97.			
Cash Balance in hands of State Treasurer			$ 14,646.52

HOSPITAL FOR THE INSANE

Jamestown, N. Dak.

Under Section 17 of the Enabling Act admitting the State, there was granted for educational and charitable institutions, 170,000 acres to be apportioned as the legislature should determine. Of this grant 20,000.98 acres has been selected for the Hospital for the Insane at Jamestown.

INVESTMENTS—			
Bonds—U. S.			$ 13,900.00
—Municipal			39,361.08
Farm Loans			
Open Loans—Acres.....	4,248.81	—Principal	36,885.00
Taxes and Fees advanced			1,172.24
Foreclosed Loans and Deeds			
Acres.....	6,338.74	—Principal	63,150.00
Taxes and Fees advanced			7,793.39
Grant Land Sold on Contract			
Acres.....	993.14	—Principal—Active	4,311.06
Acres.....	2,162.11	—Cancelled	40,688.69
Unsold Grant Land, acres—4,856.10.			
Cash Balance in hands of State Treasurer			$ 11,159.56

NORMAL-INDUSTRIAL SCHOOL

Ellendale, N. Dak.,

Under Section 17 of the Enabling Act admitting the State, there was granted for education purposes 170,000 acres, of which 40,000 acres have been apportioned and 39,997.24 acres have been selected by the State for the benefits of the Industrial School at Ellendale.

INVESTMENTS—		
Bonds—U. S.		$ 42,500.00
—Municipal		59,170.00
Farm Loans		
Open Loans—Acres.....	9,082.66—Principal	77,383.35
Taxes and Fees Advanced		1,344.65
Foreclosed Loans and Deeds		
Acres.....	17,656.00—Principal	161,310.60
Taxes and Fees Advanced		18,616.92
Grant Land Sold on Contract		
Acres.....	1,557.68—Active Contracts	8,609.64
Acres.....	4,425.37—Cancelled Contracts	63,317.68
Unsold Grant Land, Acres—8,642.18.		
Cash Balance in hands of State Treasurer		$ 6.947.47

NORMAL SCHOOLS

Valley City-Mayville

Under Section 17 of the Enabling Act admitting the State, there was granted for the State Normal Schools 80,000 acres. The Legislature of the State has apportioned 30,000 acres of this grant to the Mayville Normal and 50,000 acres of this grant to the Valley City Normal. In the selection of these lands, however, no division was made, but the full 80,000 taken for Normal Schools, and in the division of receipts for such lands five-eights is given to the Valley City institution and three-eights to Mayville, being the proportion to which each is entitled according to the area of the grants to each. There was, however, an over-selection of 5.90 acres, making the total acres selected for the above Normal Schools 80,005.90.

INVESTMENTS—Mayville Normal		
Bonds—U. S.		$ 14,800.00
—Municipal		69,686.68
Farm Loans		
Open Loans—Acres.....	6,504.72—Principal	55,525.02
Taxes and Fees Advanced		1,482.59
Foreclosed Loans and Deeds		
Acres.....	14,520.96—Principal	120,740.50
Taxes and Fees Advanced		11,331.08
Cash Balance in hands of State Treasurer		$ 4,274.90

INVESTMENTS—Valley City Normal		
Bonds—U. S.		$ 32,200.00
—Municipal		191,312.85
Farm Loans		
Open Loan Acres.....	9,052.06—Principal	77,160.00
Taxes and Fees Advanced		2,239.71
Foreclosed Loans and Deeds		
Acres.....	12,247.26—Principal	113,593.98
Taxes and Fees Advanced		19,157.12
Cash Balance in hands of State Treasurer		$ 26,187.86
GRANT LAND SOLD ON CONTRACT—Valley City ⅝, Mayville ⅜		
Acres.....	2,880.17—Active Contracts	17,806.38
Acres.....	11,351.76—Cancelled Contracts	162,824.14

UNSOLD GRANT LAND
Valley City, ⅝, Mayville ⅜, acres—14,934.91.

TRAINING SCHOOL
Mandan, N. Dak.

Under Section 17 of the Enabling Act admitting the State, there was granted by Congress to the State Training School, 40,000 acres. An over-selection of 24.94 acres was made, making the total acres selected for this institution at Mandan, 40,024.94 acres.

INVESTMENTS—		
Bonds—U. S.		$ 36,400.00
—Municipal		72,600.00
Farm Loans		
Open Loans—Acres.....	11,749.50—Principal	85,010.95
Taxes and Fees Advanced		1,732.57
Foreclosed Loans and Deeds		
Acres.....	15,523.13—Principal	134,327.62
Taxes and Fees Advanced		15,608.99
Grant Land Sold on Contract		
Acres.....	1,369.27—Active Contracts	7,603.46
Acres.....	6,816.55—Cancelled Contracts	107,908.40
Unsold Grant Land, Acres—8,065.14.		
Cash Balance in hands of State Treasurer		$ 10,987.67

SCHOOL OF SCIENCE

Wahpeton, N. Dak.

Of the 170,000 acres granted to the State under Section 17 of the Enabling Act for educational and charitable purposes, 40,000 acres have been given by the State Legislature to the Scientific School at Wahpeton and of which 39,997.16 acres have been selected.

INVESTMENTS—

Bonds—U. S.		$ 37,200.00
—Municipal		81,145.44
Farm Loans		
Open Loans—Acres.....	7,928.10—Principal	65,370.00
Taxes and Fees advanced		2,019.67
Foreclosed Loans and Deeds		
Acres.....	14,959.77—Principal	136,328.27
Taxes and Fees advanced		21,196.02
Grant Land Sold on Contract		
Acres.....	1,950.72—Active Contracts	14,118.83
Acres.....	6,114.79—Cancelled Contracts	84,342.62
Unsold Grant Land—Acres—7,121.60.		
Cash Balance in hands of State Treasurer		$ 17,602.97

SCHOOL OF MINES

Grand Forks, N. Dak.

Under Section 17 of the Enabling Act admitting the State, there was granted for the School of Mines, 40,000 acres. There was an over-selection of 3.51 acres by the State, making a total of 40,003.51 acres for this Institution, which is located at Grand Forks in connection with the University.

INVESTMENTS—

Bonds—U. S.		$ 7,600.00
—Municipal		99,552.44
Farm Loans		
Open Loans—Acres.....	11,749.12—Principal	92,676.40
Taxes and Fees Advanced		3,241.54
Foreclosed Loans and Deeds		
Acres.....	13,926.45—Principal	123,650.08
Taxes and Fees Advanced		13,893.03
Grant Land Sold on Contract		
Acres.....	1,145.76—Active Contracts	6,981.04
Acres.....	5,967.21—Cancelled Contracts	85,352.55
Unsold Grant Land Acres—8,729.67.		
Cash Balance in hands of State Treasurer		$ 21,133.11

SOLDIERS HOME
Lisbon, N. Dak.

Of the 170,000 acres granted by Section 17 of the Enabling Act for educational and charitable purposes, the State Legislature apportioned 40,000 acres to the Soldiers Home at Lisbon, and 39,972.36 acres of this grant has been selected.

INVESTMENTS—			
Bonds—U. S.			$ 14,200.00
—Municipal			246,767.24
Farm Loans			
Open Loans—Acres	1,154.56	—Principal	$ 8,935.00
Taxes and Fees advanced			484.61
Foreclosed Loans and Deeds			
Acres	5,155.68	—Principal	$ 46,099.00
Taxes and Fees advanced			7,736.60
Grant Land Sold on Contract			
Acres	1,326.14	—Active Contracts	6,756.52
Acres	7,773.96	—Cancelled Contracts	115,488.86
Unsold Grant Land, Acres—7,961.41.			
Cash Balance in hands of State Treasurer			$ 33,550.20

UNIVERSITY
Grand Forks, N. Dak.

Under Section 14 of the Enabling Act admitting the State, there was granted seventy-two sections, or 46,080 acres, and under Section 17 of said Act, 40,000 acres, making a total of 86,080 acres for the State University. Of this grant, 86,066 acres have been selected by the State for this Institution at Grand Forks.

INVESTMENTS—			
Bonds—U. S.			$ 32,200.00
—Municipal			262,646.39
Farm Loans			
Open Loans—Acres	14,830.78	—Principal	130,390.10
Taxes and Fees Advanced			4,411.24
Foreclosed Loans and Deeds			
Acres	30,426.33	—Principal	286,879.03
Taxes and Fees Advanced			32,484.74
Grant Land Sold on Contract			
Acres	3,242.24	—Active Contracts	17,501.66
Acres	12,684.66	—Cancelled Contracts	190,166.19
Unsold Grant Land, Acres—16,465.62.			
Cash Balance in hands of State Treasurer			$ 33,682.62

CAPITOL BUILDING
Interest & Income Fund

Foreclosed Loans and Deeds		
Acres..... 440.01—Principal	$	4,025.89
Taxes and Fees Advanced		985.49
Cash Balance in hands of State Treasurer	$	1,581.02

SUMMARY OF INVESTMENTS
June 30, 1940

Bonds—U. S.	$1,069,600.00
—Municipal	8,509,066.99
Farm Loans	
Open Loans—Acres..... 634,658.21—Principal	4,844,624.58
Taxes and Fees Advanced	83,731.31
Foreclosed Loans and Deeds	
Acres..... 667,119.22—Principal	6,291,535.37
Taxes and Fees Advanced	739,833.50
Grant Land Sold on Contract	
Acres..... 89,564.35—Active Contracts	588,572.06
Acres..... 353,615.40—Cancelled Contracts	5,218,860.01
Cash Balance in hands of State Treasurer	$ 983,066.59

Unsold Grant Land Acres—1,478,024.58.

(Article XIII of the Constitution provides that no land can be sold for less than $10.00 per acre).



Twenty-Fifth Biennial Report

OF THE

Commissioner of University and School Lands

STATE OF NORTH DAKOTA

July 1, 1940 to June 30, 1942



The University and School Lands Department has many tracts under Lease in the vicinty of this Oliver county well.

E. E. SWANSTON,
Land Commissioner

THE NATIONAL FLAG



"I pledge allegiance to my Flag and to the Republic for which it stands—one nation, indivisible, with liberty and justice for all."

State of North Dakota

Twenty-fifth Biennial Report

FOR THE PERIOD BEGINNING JULY 1, 1940
AND ENDING JUNE 30, 1942

BY THE

COMMISSIONER OF UNIVERSITY AND SCHOOL LANDS

The governing body created by Section 156 of Article IX of the Constitution of the State of North Dakota, and consisting of the following officers:

HON. JOHN MOSES, President ..... Governor
HERMAN THORSON, Vice President ..... Secretary of State
BERTA E. BAKER ..... State Auditor
ALVIN C. STRUTZ ..... Attorney General
ARTHUR E. THOMPSON ..... Superintendent of Public Instruction
E. E. SWANSTON .....
..... Secretary-Commissioner of University and School Lands

Buy "Dakota Maid" Flour

OFFICE FORCE

E. E. SWANSTON	Land Commissioner
NELS P. JENSEN	Deputy Land Commissioner
JOHN H. BOWERS	Office Deputy
CLIFTON THON	Leasing Department Manager
JOHN T. NEVILLE	Bond and Mortgage Department Manager
DONALD FALCONER	Assistant Lease Manager
ROSE LEFOR	Leasing Clerk
MARGARET MAHER	Patent Clerk
NORA L. ALLENSWORTH	Leasing Bookkeeper
MARION WELDER	Assistant Leasing Bookkeeper
SPARA CHRISTENSON	Cashier
LOUISE ORISH	Secretary-stenographer
LEOLA OCHSNER	Secretary-stenographer
ROSE NORLAND	Secretary-stenographer
HELEN FARR	Secretary-stenographer
GLADYS OSMUNDSON	Stenographer
LA MONA RIVERS	Sales Clerk
PAULINE SCHLOSSER	Stenographer
MYRTLE JOHNSON	Filing Clerk
JOSEPH ROTT	Filing Clerk
EMMA PEIGHTAL	Contract Clerk

FIELDMEN

JUNIUS JACOBSON	Fieldman
REUBEN HERR	Fieldman
PAUL SAND	Fieldman
A. O. NORBERG	Fieldman
J. A. ERICKSON	Fieldman
IVER YTREEIDE	Fieldman
S. M. BURDICK	Fieldman
HENRY T. MEYER	Fieldman
GEORGE STRAND	Fieldman
R. H. BECHTOLD	Fieldman
VICTOR HOLMQUIST	Repair Foreman
B. J. MONAGHAN	Repair Foreman

DEPARTMENT ATTORNEY

C. E. BRACE	Assistant Attorney General







A Department Farm In Ward County

LETTER OF TRANSMITTAL

Bismarck, North Dakota
July 28, 1942.

Honorable Governor John Moses,
President of the Board of University
and School Lands,
Bismarck, North Dakota.

Dear Governor John Moses:

In compliance with the statutes of the State of North Dakota, I have the honor and privilege to submit to you herewith, the Twenty-fifth Biennial Report of the State Land Commissioner and Secretary of the Board of University and School Lands, for the two fiscal years beginning July 1, 1940 and terminating June 30, 1942.

It is very gratifying to hand you herewith a record of our accomplishments during the past biennial period. Our income shows an increase of $636,473.49 over the previous biennial period. We have also contributed to the war effort by purchasing $830,000.00 defense bonds and $1,338,800.00 other U. S. war bonds during this period.

The prairies of North Dakota have again been favored with an abundance of moisture and good crops have prevailed the last three years which has improved financial conditions throughout the State of North Dakota. We have to give considerable credit to the Twenty-seventh Legislative Assembly for giving the Department an adequate appropriation, and for passing House Bill number 278, which is a very progressive Act for re-selling acquired lands. With the increased appropriation, it has been possible for us to have an adequate field and office force to give the Department the required supervision. We have been able to eliminate trespassing on school land, increase our collections and safeguard our improvements by having Fieldmen stationed in different districts throughout the State of North Dakota. Also, we have made a big improvement in our office records, and in the majority of cases, have current records on all of our farm lands.

This biennium, ending June 30, 1942, shows an increase of approximately a million dollars over the biennium ending June 30, 1938. The amounts apportioned the last three bienniums are as follows:

July 1, 1936 to June 30, 1938	$1,464,244.91
July 1, 1938 to June 30, 1940	$1,799,975.15
July 1, 1940 to June 30, 1942	$2,436,448.64

The districts, with this increased apportionment to the Common Schools and Institutions, along with increased tax collections, are in a much better financial condition, thus enabling most of the schools to reduce their mill levies, and in some cases no levies are being made for the year 1942.

This Department owns $10,771,046.67 of bonds which are in a very current condition. Of this amount, we have $5,111,604.10 in municipal investments, $2,601,011.13 in North Dakota real estate bonds and certificates of deposit, and $3,058,431.44 of Federal bonds. In thirty counties

there is no past due principal or interest payments on municipal bonds, which shows a very healthy condition in all the political subdivisions in such a large majority of the counties throughout the State of North Dakota. The amount of past due interest on all municipal bond investments is $1,896.18 and all municipal bond principal installments past due aggregate a total of $64,576.62. This shows approximately an 85% reduction in delinquencies in the municipal bonds over our prior Biennial Report, and investments of this type have always proven to be very sound. The cost of supervision has been negligible in comparison with other investments.

Condition of the Farm Loan Department has been particularly distressing up until the last two years. We were forced to liquidate a great number of loans owing to the depression and to mortgagors deserting their farms and leaving the state. However, in checking over Biennial Reports of former Commissioners, it is noted that this has always been brought out and that a great many of these farms were over-loaned.

My recommendation for the future is that the Legislature limit the authority of the Board of University and School Lands to loan not to exceed one-third of the assessed and appraised valuation on farms rather than the 50% as now authorized by law. Loans made the past two years were only to bonafide farmers and on a very conservative basis. We have $2,635,309.02 of open farm loans. This amount covers 1,423 loans. There are 934 loans with interest all paid to date; 176 loans that are delinquent one year's interest; 68 loans with two years interest delinquent, and 245 loans with three or more years interest delinquent. Loans with delinquent interest are being carried without foreclosure because substantial reductions have been made by these borrowers. No doubt, with the crop prospects for 1942, the majority of these delinquencies will be brought up to current standing this fall.

Land sales, the past two years, have shown a decided increase. We have 902 land sales contracts which total $1,624,534.71. This includes sales of original grant land and acquired land. Contracts where the interest is paid up to date, total 682; contracts where there is one year's interest delinquent, 96; contracts where interest is delinquent two years, 43, and contracts with three or more years delinquent interest, 81. The past two years there has been a substantial reduction in delinquent interest payments on all of these contracts. The members of the last Legislature, in passing the acquired Land Re-Sale Bill, felt certain that low interest rates and a long amortization period, with small down payments are essential if public land is to move into private ownership. Young farmers, who were never before owners of real estate, were purchasers in the majority of our sales that were made last year, which is a very healthy trend. In the past there have been numerous articles carried in the daily newspapers of the anticipated loss of the Department on account of loans made on real estate. At present we show a profit in our land sales account of $352,671.11 which is over the original amount loaned, plus all costs. It is true that we

have lost a large amount of interest, but if the majority of these contracts are paid out, this profit will then offset the potential losses on lands that were over-loaned. We already have a cash profit of $16,038.54 where contracts are paid up in full, and last year there were more cash sales and contracts paid up than for the previous ten years. Should these payments on contracts continue for several more years, the Legislature could pass a bill authorizing us to use this profit account to take care of losses on over-loaned land.

The only difficulty that we are encountering on land sales is where we have sold a farm at a public auction and unscrupulous solicitors of the Frazier-Lemke Bankruptcy Act talked the purchaser into filing under this Act, by representing to him that they will help him scale down his debts. It is too early to predict what effect this is going to have on our loans and sales contracts, but this is one reason why we hesitate and are very reluctant in making new loans and sales.

We credited to the Interest and Income fund, rental collections totaling $1,185,678.54 for the biennium which shows an increase of $457,457.23 over the previous biennial period, and that denotes an increased demand for both farm and grass lands brought about, at least in part, by the "back to the farm movement" which has been steadily growing the last few years. Those rentals were collected in the form of cash rentals with the help and co-operation of all the County Treasurers and our field force.

The total acreage on our leasing list, from which this revenue was derived, was 2,604,084.92 acres as of June 30, 1942, and that acreage consists of 1,120 improved farms as well as a large number of individual tracts of both farm and grass lands.

Our total collections for the biennial period, distributed to the institutional funds which covers Permanent and Interest and Income, was $8,420,786.09. In addition to that, this Department turned over to the State General Fund, fees collected during the period ending June 30, 1942, the amount of $38,154.25. If this were deducted from our appropriation of $125,608.00, it would cost the State of North Dakota the amount used, $87,453.75 per biennium to operate the largest department in the State of North Dakota. The total operating cost, taking credit for fees turned into the State General Fund, is 1.04%, which is exceedingly low.

The improvement of the Department, as shown in this report, was accomplished by the fine co-operation and loyalty of all emplyoees and the Land Department Attorney in performing their duty in the supervision of safe guarding the trust funds of our great school system.

The hearty co-operation given me by yourself and the present Board members and the keen interest each member has taken in the administration of this office, has made it possible to accomplish such a fine record.

Respectfully submitted,

E. E. SWANSTON,
Land Commissioner.

LAND SELECTION AND DISTRIBUTION

	Acres Selected	Acres Sold	Portion Unsold as of June 30, 1942
Common School	2,523,383.78	1,188,559.07	1,334,824.71
Agricultural College	129,999.98	108,007.17	21,992.81
School for the Blind	30,025.76	22,261.16	7,764.60
Capitol Building	82,326.14	56,452.23	25,873.91
School for the Deaf	39,966.53	30,883.75	9,082.78
Hospital for the Insane	20,000.98	15,144.88	4,856.10
Normal-Industrial School	39,997.24	31,355.06	8,642.18
Normal Schools—Valley City 5/8, Mayville 3/8	80,005.90	65,084.76	14,921.14
Training School	40,024.94	31,962.66	8,062.28
School of Science	39,997.16	32,875.56	7,121.60
School of Mines	40,003.51	31,276.70	8,726.81
Soldiers Home	39,972.36	32,010.95	7,961.41
University	86,066.00	69,606.28	16,459.72
TOTAL ACRES	3,191,770.28	1,715,480.23	1,476,290.05

At the time the State of North Dakota was admitted to the Union, the above acreage was granted to the State of North Dakota by the Federal Government to be handled in trust for the Common Schools and other Land Grant Institutions under Article IX of the Constitution of the State of North Dakota, creating the State Land Department of this State.

SUMMARY OF COLLECTIONS

Interest and Income Collections from July 1, 1940 to June 30, 1942

	Int. on Contracts	Rentals	Bond Interest	Mortgage Interest	Oil & Gas Leases, AAA, & Misc.	Totals
Common School	$ 56,566.01	$ 890,044.34	$ 562,927.24	$ 340,933.29	$ 33,736.26	$ 1,884,207.14
Agricultural College	3,027.45	67,964.71	38,450.38	12,494.75	2,167.88	124,105.17
School for Blind	859.99	14,333.68	7,406.19	1,872.46	355.39	24,827.71
Capitol Building	2,343.43	14,904.01	----------	----------	258.01	17,505.45
School for Deaf	419.25	20,810.37	10,302.86	2,653.60	406.35	34,592.43
Hospital for Insane	203.92	9,651.41	4,800.94	1,779.51	90.09	16,525.87
Industrial School	710.45	21,193.55	7,815.04	5,122.74	432.80	35,274.58
Mayville Normal	694.11	15,813.17	6,849.23	3,853.81	247.25	27,457.57
Valley City Normal	1,156.08	19,543.33	18,254.65	7,532.37	171.57	46,658.00
Training School	483.88	22,549.46	8,965.08	5,481.98	489.14	37,969.54
School of Science	1,637.93	16,686.97	9,102.76	7,005.24	175.84	34,608.74
School of Mines	985.58	20,937.25	8,629.34	5,786.12	767.93	37,106.22
Soldiers Home	1,286.15	9,469.46	24,734.51	871.25	47.30	36,408.67
University	2,835.24	41,776.83	25,301.32	8,217.07	1,071.09	79,201.55
TOTAL	$ 73,209.47	$ 1,185,678.54	$ 733,539.54	$ 403,604.19	$ 40,416.90	$ 2,436,448.64

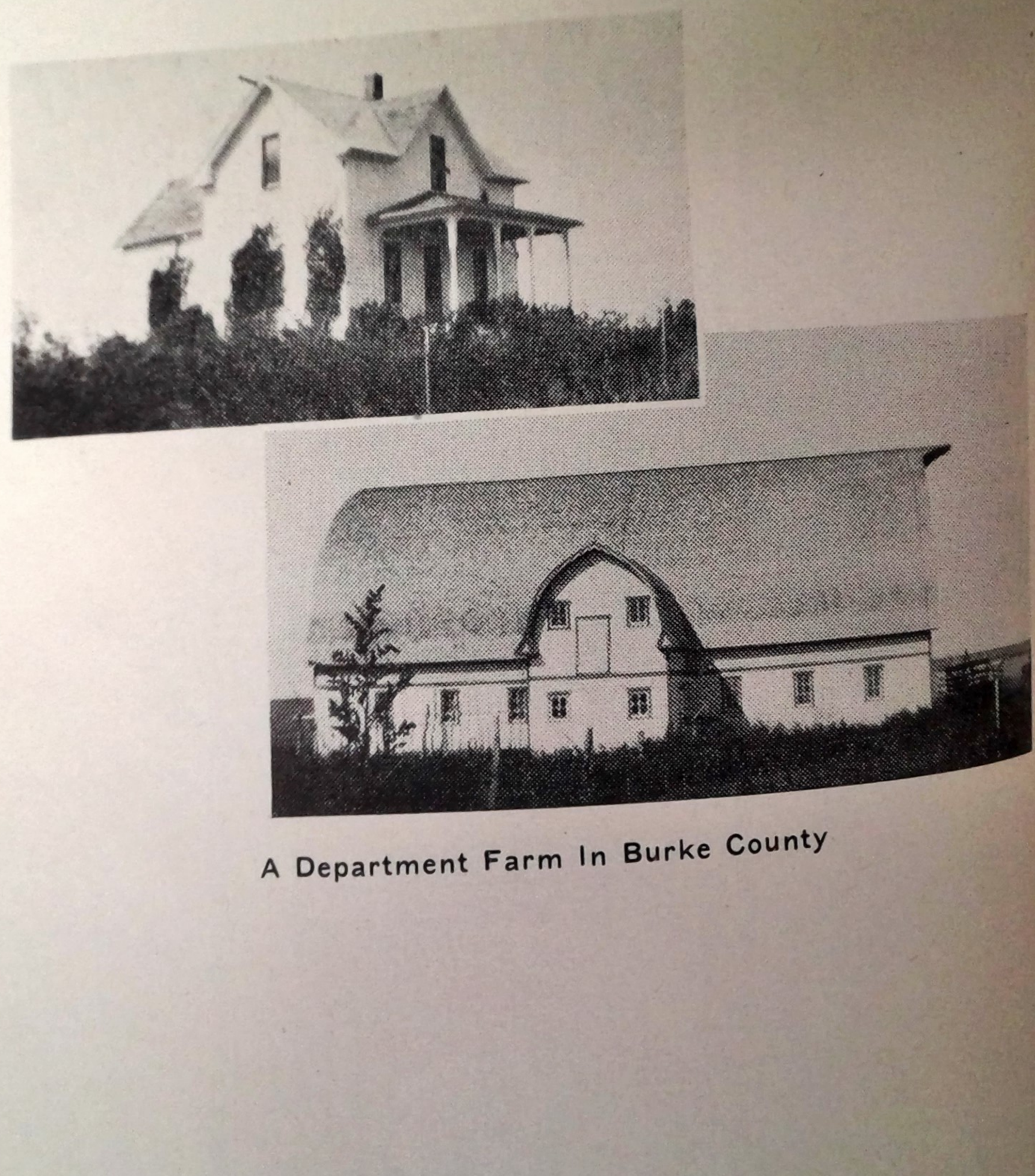

A Department Farm In Burke County

SUMMARY OF COLLECTIONS

Land Sales, Mortgages, Bonds and Coal Royalty involving the Permanent Funds from July 1, 1940, to June 30, 1942.

	Land Sold on Contract	Sale School Land, Church Sites and Easements	Bond Collections	Farm Loan Collections	Repayment Taxes, Foreclosure Fees, Misc.	Royalty Coal, Gravel and Clay	Escheated Estate	Total
Common School	$126,103.31	$4,106.98	$4,081,596.18	$530,069.34	$34,643.78	$20,103.70	$4,429.16	$4,801,052.45
Agricultural College	2,909.78	.....	214,110.68	27,551.38	1,782.39	27.40	.....	246,381.63
School for Blind	1,540.00	2.10	43,394.69	14,163.96	1,071.04	.....	.....	60,171.79
Capitol Building	2,606.20	48.24	.....	.....	1.00	.....	.....	2,655.44
School for Deaf	1,054.98	13.00	72,811.20	5,972.91	1,128.09	.....	.....	80,980.18
Hospital for Insane	317.68	2.00	40,091.92	5,665.44	347.01	.....	.....	46,424.05
Industrial School	931.94	.....	52,884.42	12,921.58	262.94	.....	.....	67,000.88
Mayville Normal	994.79	65.59	58,087.52	2,809.85	1,042.97	.....	.....	63,000.72
Valley City Normal	1,657.88	113.85	96,185.21	13,606.06	258.46	.....	.....	111,821.46
Training School	1,515.07	.....	32,247.58	4,220.22	785.19	.....	.....	38,768.06
School of Science	3,250.54	2.00	63,176.94	9,725.71	1,825.23	10.00	.....	77,990.42
School of Mines	1,530.14	42.00	81,787.11	6,563.99	952.34	.....	.....	90,875.58
Soldiers Home	400.64	.....	125,414.35	2,047.60	308.54	.....	.....	128,171.13
University	1,638.10	111.49	145,772.31	19,657.51	1,864.25	.....	.....	169,043.66
Total	$146,451.05	$4,507.25	$5,107,560.11	$654,975.55	$46,273.23	$20,141.10	$4,429.16	$5,984,337.45

COLLECTIONS DISTRIBUTED TO INSTITUTIONAL FUNDS

From July 1, 1940 to June 30, 1942

Land Contracts Collected	$ 146,451.05	
Sale School Land, Church Sites & Easements	4,507.25	
Bond Collections	5,107,560.11	
Farm Loan Collections	654,975.55	
Repayment Taxes, Foreclosure Fees, etc.	46,273.23	
Royalty—Coal, Gravel, Clay Collected	20,141.10	
Escheated Estate	4,429.16	
Credited to Permanent Fund		$5,984,337.45
Interest on Land Contracts	$ 73,209.47	
Rentals of Land	1,185,678.54	
Interest on Bonds	733,539.54	
Interest on Farm Loans	403,604.19	
Oil and Gas Leases, A.A.A. & Misc. Collected	40,416.90	
Apportioned to Common Schools and Institutions		$2,436,448.64
Fees—Leasing, Patent, Deed, etc		
Credited to State General Fund	$ 38,154.25	38,154.25
Grand Total		$8,458,940.34

STATEMENT OF AMOUNTS APPORTIONED TO THE COMMON SCHOOLS OF EACH COUNTY FOR PERIOD OF JULY 1ST, 1940 TO JUNE 30TH, 1942 ON A PER PUPIL BASIS, FROM COLLECTIONS OF THIS DEPARTMENT OF INTEREST AND INCOME

	Period of 5-1-40 to 4-30-41		Period 5-1-41 to 4-30-42		
County	Number of Pupils	Amount Apportioned	Number of Pupils	Amount Apportioned	Total for Biennium
Adams	1,455	$ 6,605.70	1,459	$ 8,009.91	$ 14,615.61
Barnes	5,339	24,239.06	4,884	26,783.73	51,022.79
Benson	3,806	17,279.24	3,664	20,115.36	37,394.60
Billings	802	3,641.08	759	4,166.91	7,807.99
Bottineau	3,599	16,339.46	3,701	20,318.49	36,657.95
Bowman	1,120	5,084.80	1,036	5,687.64	10,772.44
Burke	2,338	10,614.52	2,243	12,314.07	22,928.59
Burleigh	5,953	27,026.62	6,163	33,818.52	60,845.14
Cass	17,447	49,209.38	17,119	93,983.31	173,192.69
Cavalier	4,246	19,276.84	4,155	22,810.95	42,087.79
Dickey	2,915	13,234.10	2,801	15,377.49	28,611.59
Divide	2,043	9,275.22	1,932	10,606.68	19,881.90
Dunn	2,871	13,034.34	2,640	14,493.60	27,527.94
Eddy	1,699	7,713.46	1,635	8,976.15	16,689.61
Emmons	4,355	19,771.70	4,350	23,881.50	43,653.20
Foster	1,874	8,507.96	1,788	9,816.12	18,324.08
Golden Valley	1,057	4,798.78	1,048	5,753.52	10,552.30
Grand Forks	9,479	43,034.66	9,381	51,501.69	94,536.35
Grant	2,902	13,175.08	2,803	15,388.47	28,563.55

Griggs	1,725	7,831.50	1,582	8,685.18	16,516.68
Hettinger	2,686	12,194.44	2,610	14,328.90	26,523.34
Kidder	2,166	9,833.64	2,065	11,336.85	21,170.49
LaMoure	3,239	14,705.06	3,114	17,095.86	31,800.92
Logan	2,679	12,162.66	2,554	14,021.46	26,184.12
McHenry	4,370	19,839.80	4,092	22,465.08	42,304.88
McIntosh	3,126	14,192.04	3,035	16,662.15	30,854.19
McKenzie	2,476	11,241.04	2,306	12,659.94	23,900.98
McLean	5,114	23,217.56	4,915	26,983.35	50,200.91
Mercer	3,262	14,809.48	3,274	17,974.26	32,783.74
Morton	6,689	30,368.06	6,740	37,002.60	67,370.66
Mountrail	3,306	15,009.24	3,009	16,519.41	31,528.65
Nelson	2,883	13,088.82	2,626	14,416.74	27,505.56
Oliver	1,306	5,929.24	1,241	6,813.09	12,742.33
Pembina	4,521	20,525.34	4,419	24,260.31	44,785.65
Pierce	2,832	12,857.28	2,874	15,778.26	28,635.54
Ramsey	4,554	20,675.16	4,336	23,804.64	44,479.80
Ransom	2,946	13,374.84	2,835	15,564.15	28,938.99
Renville	1,490	6,764.60	1,398	7,675.02	14,439.62
Richland	5,823	26,436.42	5,713	31,364.37	57,800.79
Rolette	3,642	16,534.68	3,695	20,285.55	36,820.23
Sargent	2,547	11,563.38	2,388	13,110.12	24,673.50
Sheridan	2,077	9,429.58	1,979	10,731.06	20,160.64
Sioux	1,495	6,787.30	1,446	7,938.54	14,725.84
Slope	861	3,908.94	836	4,589.64	8,498.58
Stark	5,157	23,412.78	5,157	28,311.93	51,724.71
Steele	1,836	8,335.44	1,758	9,651.42	17,986.86
Stutsman	6,548	29,727.92	6,382	35,043.72	64,771.64
Towner	2,021	9,175.34	1,935	10,749.59	19,924.93
Traill	3,389	15,386.06	3,218	17,666.82	33,052.88
Walsh	6,147	27,907.38	6,018	33,038.82	60,946.20
Ward	9,206	41,795.24	9,005	49,437.45	91,232.69
Wells	3,557	16,148.78	3,478	19,094.22	35,243.00
Williams	4,750	21,565.00	4,344	23,848.56	45,413.56
Total	195,726	$ 888,596.04	189,938	$1,042,713.17	$1,931,309.21

Reconcilement

Balance May 1, 1940		$ 69,310.35
Total Collections 5-1-40 to 6-30-42	$1,954,339.31	
Less Rental Refunds	10,772.07	
Net Collections		1,943,567.24
Total		$2,012,877.59
Less Apportionments 5-1-40 to 5-1-42		1,931,309.21
Balance 6-30-42		$ 81,568.38

CASH BALANCE IN HANDS OF STATE TREASURER IN THE PERMANENT FUND FOR THE COMMON SCHOOLS AND ALL LAND GRANT INSTITUTIONS ON JUNE 30, 1942

Common Schools	$414,322.70
Agricultural College	22,403.03
School for the Blind	8,278.20
Capitol Building	2,777.02
School for the Deaf	7,458.32
Hospital for the Insane	2,156.08
Normal-Industrial School	10,236.01
Valley City Normal	8,424.75
Mayville Normal	4,059.63
Training School	7,292.10
School of Science	3,932.24
School of Mines	3,947.89
Soldiers' Home	21,348.76
University	39,553.29
Total	$556,190.02

BONDS

Municipal and State Bonds Purchased with Permanent Funds Held as an Investment

	Federal	State Bonds and Certificates	County Bonds	School Bonds	City Bonds	Village and Township Bonds	Total
Common Schools	$2,132,538.04	$2,601,011.13	$1,029,521.45	$2,155,542.77	$ 575,186.50	$ 75,214.66	$ 8,569,014.55
Agricultural College	92,614.91	.....	10,000.00	228,652.43	104,100.00	7,094.55	442,461.89
School for Blind	79,712.85	.....	.....	28,302.45	2,700.00	.....	110,715.30
School for Deaf	67,711.22	.....	25,061.10	46,500.00	.....	1,000.00	140,272.32
Hospital for Insane	32,314.27	.....	.....	26,250.00	9,500.00	.....	68,064.27
Normal-Industrial School	75,917.71	.....	.....	35,450.23	.....	200.00	111,567.94
Valley City Normal School	116,215.56	.....	.....	125,790.00	11,000.00	3,100.00	256,105.56
Mayville Normal School	59,019.45	.....	.....	29,950.00	.....	.....	88,969.45
State Training School	63,407.29	.....	.....	50,100.00	4,700.00	.....	118,207.29
School of Science	93,621.11	.....	.....	52,520.67	.....	.....	146,141.78
School of Mines	66,012.50	.....	.....	65,700.00	.....	2,700.00	134,412.50
Soldiers' Home	93,218.75	.....	36,000.00	131,200.00	14,800.00	600.00	275,818.75
State University	86,127.78	.....	.....	215,767.29	3,600.00	3,800.00	309,295.07
TOTALS	$3,058,431.44	$2,601,011.13	$1,100,582.55	$3,191,725.84	$ 725,586.50	$ 93,709.21	$10,771,046.67



SODIUM SULPHATE—BENTONITE—COAL
Future Resources to be Developed on Department Lands

FARM LOAN INVESTMENTS BY FUNDS

Farm Loans Held by the State June 30, 1942 as an Investmment of the Permanent Funds

	Open Farm Loans		Acquired	Foreclosed Loans & Deeds		
	Principal	Fees & Taxes Advanced	Land Sold on Contract	Principal	Fees & Taxes Advanced	Total
Common Schools	$2,338,774.51	$ 7,283.17	$ 655,890.69	$4,813,950.39	$ 518,435.10	$ 8,334,333.86
Agricultural College	56,845.00	533.74	49,745.17	569,823.70	71,343.71	748,291.32
School for Blind	2,900.00	.....	14,421.86	104,147.99	11,250.79	132,720.64
P. F. Capitol Building	.....	.....	.....	32,810.00	8,791.87	41,601.87
School for Deaf	17,800.00	89.83	14,078.16	157,097.50	14,062.70	203,128.19
Hospital for Insane	14,600.00	26.12	5,384.56	74,385.00	9,124.92	103,520.60
Normal-Industrial School	20,100.00	174.27	10,296.92	195,375.45	20,454.34	246,400.98
Valley City Normal	33,080.01	255.91	17,400.34	127,593.78	20,762.90	199,092.94
Mayville Normal	29,160.00	645.73	13,367.28	131,125.50	11,573.56	185,872.07
Training School	29,179.50	639.18	29,818.74	156,120.11	16,879.68	232,637.21
School of Science	33,950.00	.....	10,667.17	147,587.63	21,846.09	214,050.89
School of Mines	29,550.00	359.88	16,068.14	162,651.48	16,328.85	224,958.35
Soldiers Home	2,000.00	12.67	5,747.40	45,239.00	8,006.71	61,005.78
University	27,370.00	44.21	46,253.29	325,690.39	36,228.53	435,586.42
I & I Capitol Building	.....	.....	940.66	3,025.89	924.83	4,891.38
TOTAL	$2,635,309.02	$ 10,064.71	$ 890,080.38	$7,046,623.81	$ 786,014.58	$11,368,092.50

FARM LOANS, FORECLOSED LOANS AND DEEDS, ACREAGE INVOLVED

	Open Loans		Acquired Land Sold on Contract		Foreclosed Loans and Deeds	
	Acres	Number of Loans	Acres	Number of Contracts	Acres	Number of Loans
Common Schools	362,335.36	1,257	83,829.49	323	511,267.68	2,233
Agricultural College	7,987.36	35	7,236.39	28	56,832.29	246
School for Blind	557.00	3	2,511.00	11	11,075.45	44
School for Deaf	2,000.00	9	1,812.41	9	21,097.05	74
P. F. Capitol Building	.....	.....	.....	.....	3,558.20	19
Hospital for Insane	1,480.00	7	720.00	4	7,826.63	40
Normal-Industrial School	2,732.03	13	1,437.00	6	21,551.36	88
Valley City Normal	4,040.77	15	2,352.44	9	13,460.58	64
Mayville Normal	3,257.06	14	1,678.00	6	15,710.46	67
Training School	3,972.18	17	4,618.79	14	18,515.63	91
School of Science	4,140.71	18	1,439.98	6	16,447.18	80
School of Mines	3,732.28	15	2,078.18	8	21,697.79	89
Soldiers Home	311.20	1	860.06	4	4,878.98	25
University	4,244.34	19	5,660.37	22	34,534.17	154
I & I Capitol Building	.....	.....	120.00	1	320.00	2
TOTAL	400,790.29	1,423	116,354.11	451	758,773.45	3,316

The above Foreclosed Loans and Deeds are the Total Accumulation of acreage since the creation of the State Land Department.

Statement of Loans held by the State Land Department on June 30, 1942 by Counties, showing the total number and the total amount of Principal of such loans held. Also showing the number and the principal of loans current, loans with one year interest unpaid, loans with two years interest unpaid and loans with three or more years interest unpaid.

**Note shows the number of delinquent loans under foreclosure.*

Counties	Loans With Interest All Paid		Loans One Year Interest Unpaid		Loans Two Years Interest Unpaid		Loans Three Years or More Interest Unpaid		Total Number And Amount All Loans	
Adams	13	$ 10,480.01	2	$ 1,700.00	2	$ 2,700.00	13	$ 12,466.90	30	$ 27,346.91
							10 *			
Barnes	21	36,619.00	6	14,900.00	1	1,500.00	4	12,470.00	32	65,489.00
							1 *			
Benson	22	35,200.00	6	11,900.00	6	15,700.00	6	10,420.00	40	73,220.00
							1 *			
Billings	10	12,550.00					4	6,120.00	14	18,670.00
							1 *			
Bottineau	28	52,170.00	5	5,140.00	2	3,300.00	3	6,800.00	38	67,410.00
							1 *			
Bowman	13	18,200.00	2	3,250.00			5	3,300.00	20	24,750.00
							2 *			
Burke	5	4,900.00	2	2,100.00			2	4,800.00	9	11,800.00
Burleigh	29	47,250.00	4	11,300.00	3	6,800.00	11	17,000.00	47	82,350.00
							3 *			
Cass	19	52,925.00	4	12,100.00	1	4,800.00	2	7,500.00	26	77,325.00
Cavalier	29	60,630.00	8	14,800.00	4	7,890.36	1	3,000.00	42	86,320.36
Dickey	7	10,119.60	2	4,974.00			3	7,500.00	12	22,593.60
							1 *			
Divide	12	13,280.00			1	1,400.00	4	8,900.00	18	23,580.00
Dunn	22	22,850.00	3	6,100.00	2	5,400.00	3	3,250.00	28	37,600.00
							1 *			
Eddy	2	2,900.00	3	8,500.00	1	3,600.00			6	15,000.00
Emmons	18	25,200.00	5	11,100.00	1	1,800.00	4	7,800.00	29	45,900.00
							2 *			

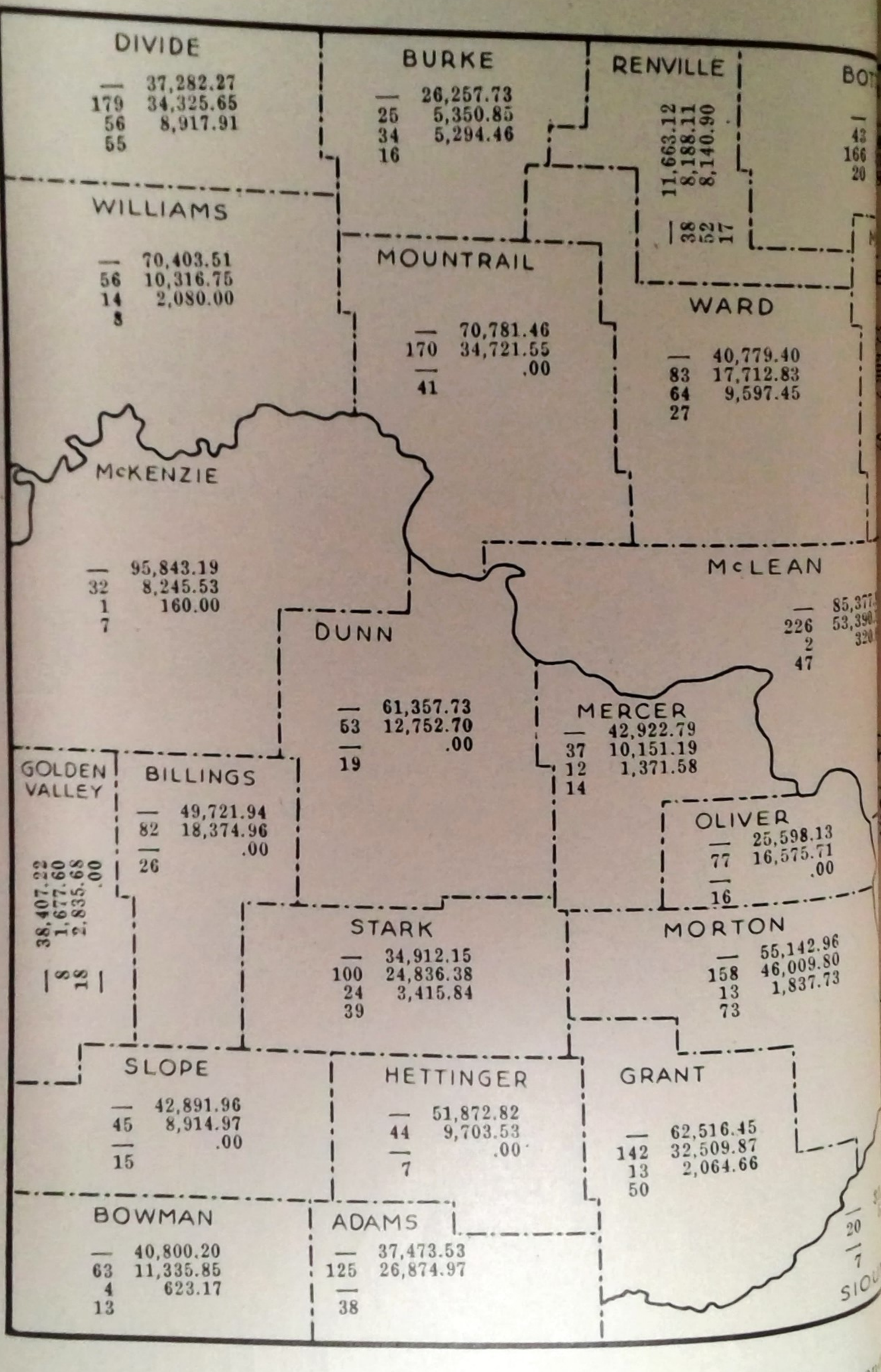

1st Figure: Unsold Grant Land
2nd Figure: Foreclosed Farm Loans a
3rd Figure: Cancelled Contracts
4th Figure: Improved Farms by Coun
5th Figure: Escheated Estate

Total Acreage owned and controlled b

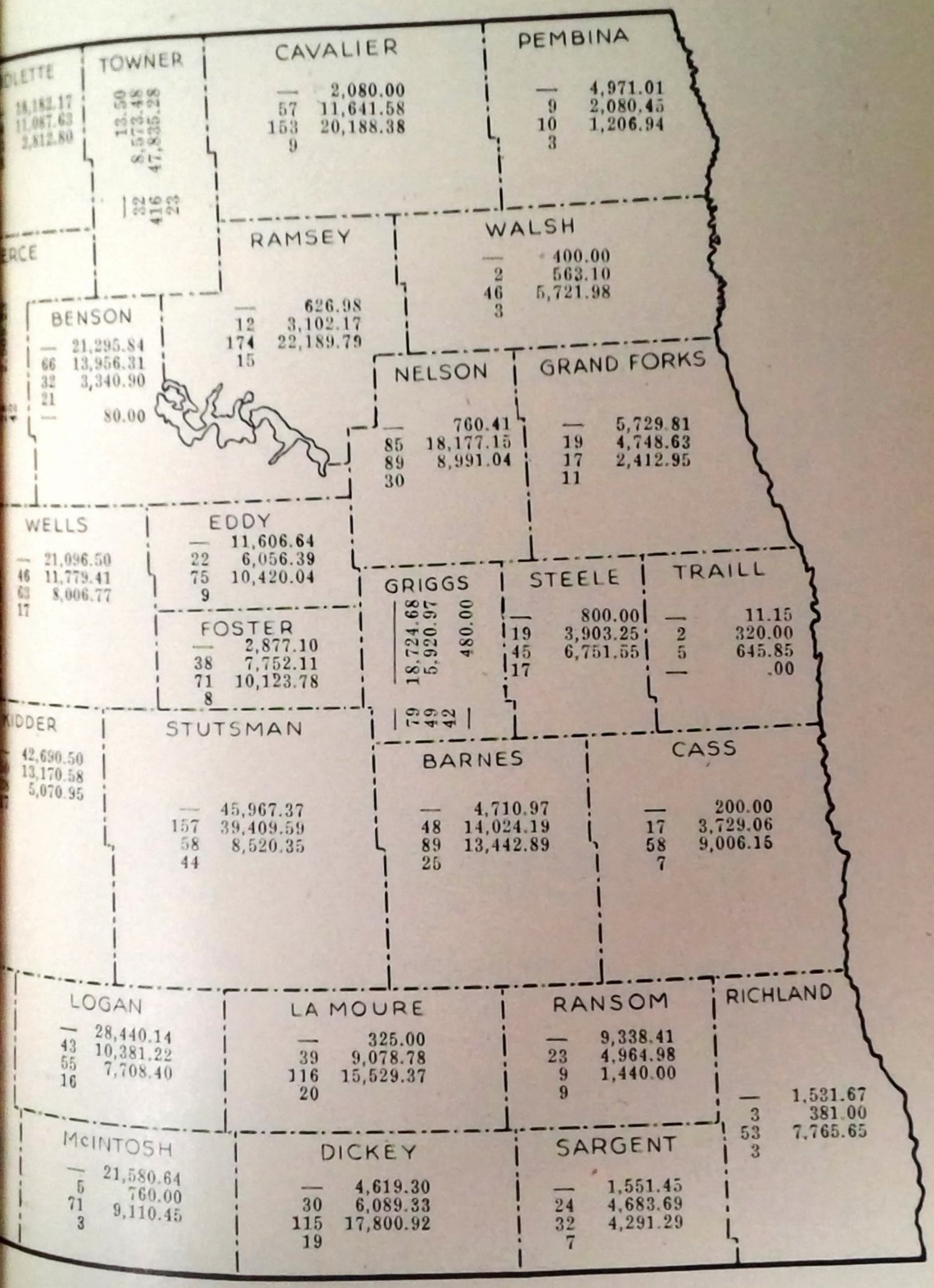

Number	Acres
3,316	1,476,290.05
2,726	758,773.45
1,120	368,461.42
	560.00
	2,604,084.92

Counties	Loans With Interest All Paid		Loans One Year Interest Unpaid		Loans Two Years Interest Unpaid		Loans Three Years or More Interest Unpaid		Total Number And Amount All Loans	
Foster	9	15,600.00	5	11,400.00			3	7,000.00	17	34,000.00
Golden Valley	17	30,375.00	1	2,250.00					18	32,625.00
Grand Forks	20	54,850.00	3	6,400.00	1	2,500.00	2	7,500.00	26	71,250.00
Grant	16	27,200.00	5	8,100.00	2	3,600.00	3	6,500.00	26	45,400.00
							2 *			
Griggs	12	25,050.00	5	11,000.00	3	6,700.00	1	2,500.00	21	45,250.00
Hettinger	26	44,160.00	1	4,000.00			3	4,300.00	30	52,460.00
Kidder	21	30,167.50	1	1,300.00					22	31,467.50
LaMoure	22	40,250.00	5	10,000.00	1	1,200.00	3	8,000.00	31	59,450.00
Logan	11	15,578.00	1	2,500.00			5	7,700.00	17	25,778.00
McHenry	19	31,950.00	6	18,500.00	3	4,900.00	4	5,700.00	32	61,050.00
McIntosh	16	30,000.00	11	18,450.00	1	4,000.00			28	52,450.00
McKenzie	17	21,060.00	1	800.00			2	6,300.00	20	28,160.00
McLean	52	71,940.00	11	21,450.00	2	1,990.00	15	23,600.00	80	118,980.00
							5 *			
Mercer	19	32,550.00	2	5,700.00	2	3,900.00	4	10,700.00	27	52,850.00
							1 *			
Morton	42	75,405.00	7	18,800.00	1	3,200.00	21	49,930.00	71	147,335.00
							4 *			
Mountrail	21	29,895.00	3	2,500.00	1	4,000.00	4	4,200.00	29	40,595.00
							1 *			
Nelson	10	22,191.05	6	17,500.00			8	28,000.00	24	67,691.05
							1 *			
Oliver	36	46,435.00	8	20,528.00			4	8,900.00	48	75,863.00
Pembina	11	27,200.00					1	2,000.00	12	29,200.00
Pierce	23	36,400.00	5	8,600.00	2	3,500.00	10	30,400.00	40	78,900.00
Ramsey	4	7,000.00	4	12,400.00	2	4,700.00			10	24,100.00
Ransom	11	22,072.00	2	4,000.00	1	1,300.00	1	2,400.00	15	29,772.00
Renville	18	32,650.00	1	900.00	1	2,300.00	3	5,000.00	23	40,850.00
Richland	17	35,310.00	4	11,300.00	2	4,800.00	1	3,700.00	23	55,110.00
Rolette	17	25,145.00			2	1,325.00	4	6,174.00	22	32,644.00
							3 *			

Counties	Loans With Interest All Paid		Loans One Year Interest Unpaid		Loans Two Years Interest Unpaid		Loans Three Years or More Interest Unpaid		Total Number And Amount All Loans	
Sargent	11	20,450.00			1	3,800.00			12	24,250.00
Sheridan	12	12,300.00	3	6,400.00	1	2,000.00	6	7,400.00	22	28,100.00
							4 *			
Sioux	2	2,300.00			1	1,500.00			3	3,800.00
Slope	6	5,450.00	2	3,200.00			1	1,500.00	10	10,150.00
Stark	32	63,070.00			1	3,500.00	2	7,100.00	35	73,670.00
Steele	13	28,800.00	2	4,600.00	2	4,700.00	3	7,300.00	20	45,400.00
Stutsman	22	38,709.00	5	9,500.00	3	7,300.00	6	15,600.00	36	71,109.00
							2 *			
Towner	10	20,700.00	2	8,000.00	2	10,000.00	6	19,450.00	20	58,150.00
Traill	7	18,300.00	1	2,000.00			1	3,500.00	9	23,800.00
Walsh	11	28,580.00	6	12,750.00			2	4,000.00	19	45,330.00
Ward	41	70,959.60	2	2,400.00	1	800.00	7	14,400.00	51	88,559.60
							2 *			
Wells	10	21,100.00	2	5,500.00	5	10,900.00			18	37,500.00
Williams	20	27,130.00	1	1,500.00			1	1,000.00	22	29,630.00
							1 *			
TOTALS	934	$1,593,555.76	176	$382,092.00	68	$153,305.36	202	$423,080.90	1380	$2,552,034.02

The above 1,380 loans plus 43 loans that went to Sheriff's Deeds, late in June, 1942, will balance the statement of loans shown on the map schedule herein.

Department Farm In LaMoure County

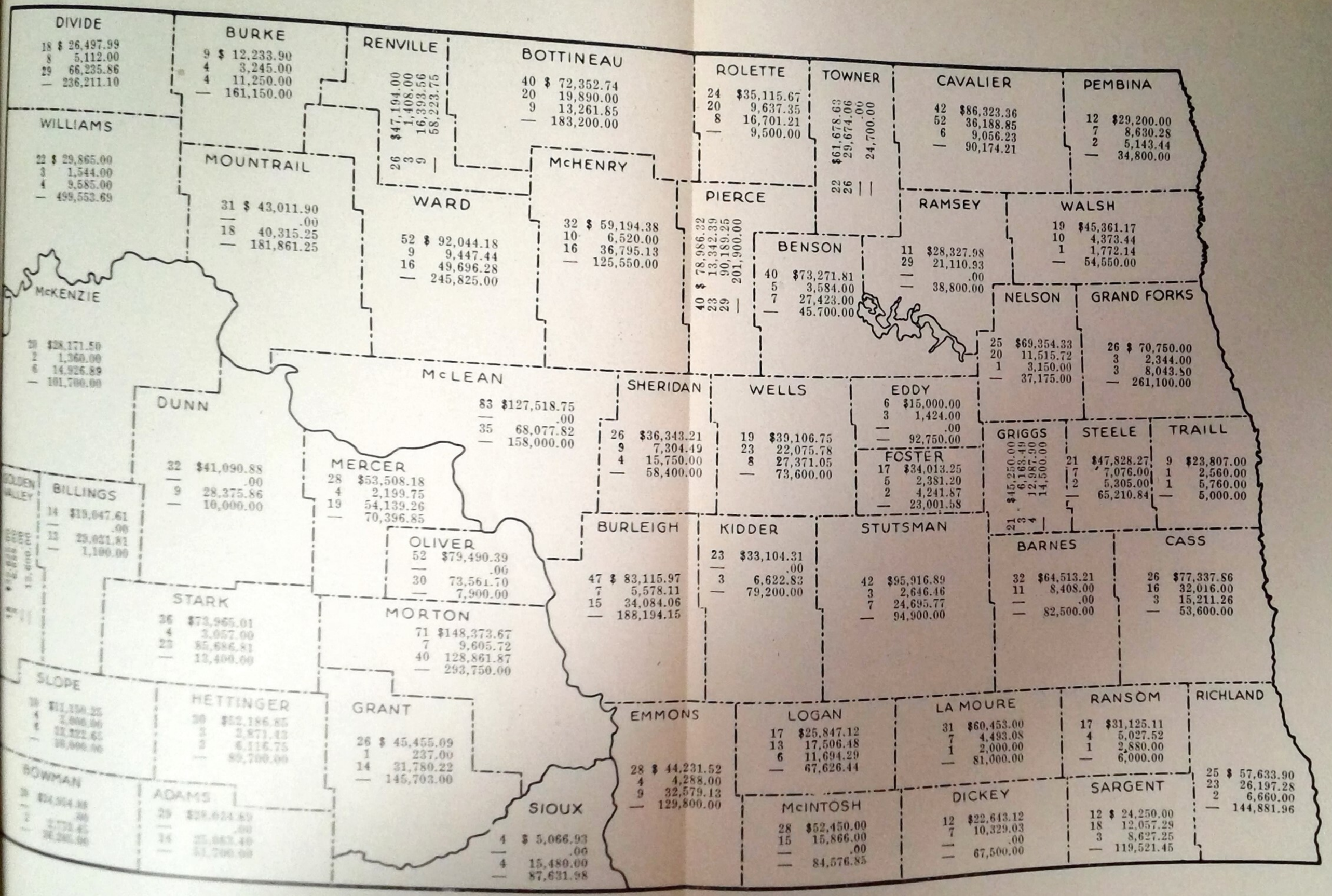

1st Figure: Number and Amount of Open Loans by Counties
2nd Figure: Active-Grant Land Sold on Contract by Counties
3rd Figure: Acquired Land sold on Contract
4th Figure: Municipal Bonds by Counties

	Total No.	Amount
	1,423	$2,645,373.73
	459	409,984.57
	451	1,198,700.90
		5,111,604.10

Total amount of Contracts for Deeds, held by State Land Department as of June 30th, 1942, showing numbers and amount of principal of such Contracts, all interest paid, and number and amount of principal of Contracts one year interest unpaid, two years interest unpaid and total number and amount of principal of Contracts three or more years interest unpaid.

The following includes Grant Land Contracts, Farm Loan Contracts and so-called X Contracts.

Counties	Contracts Interest All Paid		Contracts One Year Interest Unpaid		Contracts Two Years Interest Unpaid		Contracts Three Or More Years Interest Unpaid		Total Number And Amount All Contracts	
Adams	13	$ 26,121.00		$		$	1	$ 984.00	14	$ 27,105.00
Barnes	3	3,312.00	5	2,880.00	2	2,288.00	1	528.00	11	9,008.00
Benson	9	29,459.00	3	872.00			1	1,056.00	13	31,387.00
Billings	11	26,005.00	1	1,080.00			1	1,460.00	13	28,545.00
Bottineau	18	23,774.00	5	5,047.88	1	1,488.00	4	4,548.72	28	34,858.60
Bowman	2	2,810.00							2	2,810.00
Burke	5	10,743.00	1	480.00			2	2,272.00	8	13,495.00
Burleigh	15	30,813.86	2	1,740.00			5	4,254.11	22	36,807.97
Cass	14	35,353.76					5	11,880.00	19	47,233.76
Cavalier	28	26,535.35	18	13,095.02	5	3,435.44	6	3,469.90	57	46,535.71
Dickey	2	3,096.00	1	3,024.00	2	897.03	2	3,312.00	7	10,329.03
Divide	36	70,950.50	1	400.00					37	71,350.50
Dunn	9	28,609.50							9	28,609.50
Eddy	3	1,424.00							3	1,424.00
Emmons	9	32,571.43	2	2,304.00	1	960.00	1	1,024.00	13	36,859.43
Foster	6	5,476.66			1	1,154.54			7	6,631.20
Golden Valley	1	1,488.00	2	5,200.00					3	6,688.00
Grand Forks	5	9,582.00					1	1,656.00	6	11,238.00
Grant	12	30,307.00			1	237.00			13	30,544.00
Griggs	6	19,748.00					1	835.49	7	20,583.49
Hettinger	5	6,950.00							5	6,950.00
Kidder	4	8,891.43							4	8,891.43
LaMoure	3	3,436.60	2	1,136.48	2	1,280.00	1	640.00	8	6,493.08
Logan	7	15,954.00	2	642.48			8	11,616.00	17	28,212.48
McHenry	14	31,636.45	3	1,296.00	3	1,128.00	5	7,028.16	25	41,088.61
McIntosh	8	10,572.00	1	320.00	1	430.00	5	4,544.00	15	15,866.00
McKenzie	7	16,555.00							7	16,555.00

Counties		Contracts Interest All Paid	Contracts One Year Interest Unpaid		Contracts Two Years Interest Unpaid		Contracts Three Or More Years Interest Unpaid		Total Number And Amount All Contracts	
McLean	31	64,028.63	2	2,280.00			2	6,858.44	35	73,167.07
Mercer	21	59,245.50	2	775.75	1	1,152			24	61,173.25
Morton	47	139,558.74							47	139,558.74
Mountrail	18	41,902.00							18	41,902.00
Nelson	8	4,662.76	4	1,283.20	4	3,232.00	5	2,337.76	21	11,515.72
Oliver	29	73,187.84					1	801.52	31	73,989.36
Pembina	4	8,871.60	2	2,112.00	3	4,022.28			9	15,005.88
Pierce	48	103,467.72	4	2,885.67					52	106,353.39
Ramsey	16	12,840.93	6	4,688.00	2	1,208.00	5	2,376.00	29	21,112.93
Ransom	3	6,755.52	1	768.00	1	384.00			5	7,907.52
Renville	11	17,373.00	1	600.00					12	17,973.00
Richland	19	28,151.66	3	2,260.00	2	1,485.12	1	960.00	25	32,856.78
Rolette	24	22,283.90	1	832.00	1	1,528.00	2	1,812.50	28	26,456.40
Sargent	15	18,650.80	5	2,410.03	1	546.00			21	21,607.69
Sheridan	8	20,076.49	3	738.00			2	2,240.00	13	23,054.49
Sioux	3	11,790.00							3	11,790.00
Slope	10	16,322.66							10	16,322.66
Stark	27	89,093.30							27	89,093.30
Steele	4	7,545.00	1	576.00	1	324.00	3	3,936.00	9	12,381.00
Stutsman	9	28,483.46							9	28,483.46
Towner	16	19,288.06	5	4,128.00	1	528.00	4	5,728.00	26	29,672.06
Traill	2	8,320.00							2	8,320.00
Walsh	6	3,748.00			1	712.00	4	1,892.00	11	6,352.00
Ward	21	57,498.26	3	2,976.00	1	1,175.68			25	61,649.94
Wells	21	37,724.24	4	2,856.00	5	7,667.04	1	1,360.00	31	49,607.28
Williams	6	10,401.00					1	728.00	7	11,129.00
TOTALS	682	$1,423,446.61	96	$71,686.51	43	$37,262.99	81	$92,138.60	902	$1,624,534.71

LAND SOLD ON CONTRACT

The amount of Land Contracts held by the State June 30, 1942 of the Common Schools and all Land Grant Institutions.

	Contracts Active	Contracts Cancelled	Total
Common Schools	$311,246.30	$3,814,574.63	$4,125,820.93
Agricultural College	17,633.88	336,812.93	354,446.81
School for the Blind	3,587.62	57,446.77	61,034.39
P. F. Capitol Building	7,764.04	108,973.52	116,737.56
School for the Deaf	4,477.66	86,500.58	90,978.24
Hospital for Insane	1,890.40	42,791.67	44,682.07
Normal-Industrial School	4,742.51	66,440.02	71,182.53
Normal Schools—Valley City ⅝, Mayville⅜	16,047.09	163,340.46	179,387.55
Training School	3,294.96	109,808.10	113,103.06
School of Science	10,522.46	86,266.88	96,789.34
School of Mines	8,211.51	84,070.39	92,281.90
Soldiers Home	5,193.22	117,171.86	122,365.08
University	15,372.92	193,727.58	209,100.50
TOTAL	$409,984.57	$5,267,925.39	$5,677,909.96

The Former Owner has the right to reinstate a cancelled contract.

LAND SOLD ON CONTRACT—ACTIVE—CANCELLED ACREAGE INVOLVED

	Active Contracts		Cancelled Contracts	
	Acres	Number of Contracts	Acres	Number of Contracts
Common Schools	43,823.59	302	265,632.81	1,801
Agricultural College	3,192.16	23	23,140.33	169
School for the Blind	960.27	11	4,749.21	44
P. F. Capitol Building	1,710.73	9	9,181.42	66
School for the Deaf	1,220.00	11	5,824.22	54
Hospital for the Insane	753.87	7	2,401.38	32
Normal-Industrial School	952.80	14	4,950.25	55
Normal Schools—Valley City 5/8, Mayville 3/8	2,115.61	20	11,874.02	111
Training School	678.09	7	7,266.88	69
School of Science	1,419.05	12	6,430.02	67
School of Mines	1,249.28	11	5,807.90	59
Soldiers Home	1,079.75	8	7,962.91	71
University	2,506.85	24	13,240.07	128
TOTAL	61,662.05	459	368,461.42	2,726

The above Cancelled Contracts are the total accumulation of acreage since the creation of the State Land Department.

UNCOLLECTED RENTALS

	$ 2,595.78	McLean	$ 5,285.42
Adams	3,271.21	Mercer	254.82
Barnes	1,501.21	Morton	9,815.56
Benson	2,367.87	Mountrail	4,350.73
Billings	2,028.93	Nelson	5,218.95
Bottineau	614.30	Oliver	1,163.40
Bowman	574.60	Pembina	201.48
Burke	7,584.42	Pierce	405.21
Burleigh	2,654.95	Ramsey	3,854.62
Cass	4,239.13	Ransom	705.44
Cavalier	3,675.31	Renville	2,342.85
Dickey	8,892.88	Richland	502.05
Divide	497.86	Rolette	1,011.64
Dunn	2,400.87	Sargent	805.60
Eddy	1,946.44	Sheridan	1,060.94
Emmons	1,450.48	Sioux	972.89
Foster	None	Slope	766.37
Golden Valley	1,021.24	Stark	4,920.52
Grand Forks	2,968.78	Steele	1,896.46
Grant	5,267.24	Stutsman	9,555.17
Griggs	531.30	Towner	10,020.95
Hettinger	1,682.63	Traill	82.15
Kidder	3,754.15	Walsh	227.75
LaMoure	811.95	Ward	503.57
Logan	1,124.25	Wells	2,334.81
McHenry	105.18	Williams	1,566.20
McIntosh	455.30		
McKenzie		TOTALS	$133,843.81

The above list of uncollected rentals by counties shows a reduction of $10,069.81 from the previous Biennial Report. These rentals were charged during 1933 and subsequent years, during drouth and other uncontrollable conditions. During these conditions, a large number of the farmers were unable to pay cash rental in advance, owing to crop failures.

In many cases mortgagors deeded their farms to the State Land Department in order to stop tax deed proceedings, and then continued to reside upon the land being unable to pay the cash rental. The policy adopted by the Land Department was that if we were to demand the cash rental, it would have forced these people out of their homes, increasing the relief burden to the State and county, as well as leaving the buildings vacant and unprotected.

With the assistance of fieldmen in checking farms as to trespassers, the Department has succeeded in reducing the charged rental for the current year, to $817.24. I would estimate, that there is only 30% of the above amount that will ever be collected, as a large number of these debtors are deceased, left the state, have retired from farming, and living on relief.



A Department Farm In Emmons County

STATEMENT OF LAND GRANT FUNDS IN VARIOUS SUB-DIVISIONS TO JUNE 30, 1942

COMMON SCHOOLS

On admission to the Union, Congress granted to the State of North Dakota, for the support of Common Schools the Sections 16 and 36 in every township in the State, and where these Sections or parts thereof were omitted on account of being embraced in lakes, rivers or having been homesteaded prior to survey, the State was allowed to select land elsewhere, from any public land in the State, an equal area to supply the loss, and such lieu lands are designated as "Indemnity Lands," which are common school lands other than Sections 16 and 36, the proceeds from indemnity lands also to go to the Common School Fund.

INVESTMENTS—		
Bonds—Federal		$2,132,538.04
State		2,601,011.13
Municipal		3,835,465.38
Farm Loans		
Open Loans—Acres 362,335.36—Principal		$2,338,774.51
Taxes and Fees Advanced		7,283.17
Foreclosed Loans and Deeds		
Acres 511,267.68—Principal		$4,813,950.39
Taxes and Fees Advanced		518,435.10
Acquired Land Sold on Contract		
X Contracts	Principal	$ 543,209.97
F. L. Contracts	Principal	112,680.72
Grant Land Sold on Contract		
Acres 43,823.29—Active Contracts		$ 311,246.30
Acres 265,632.81—Cancelled Contracts		3,814,574.63
Unsold Grant Land		
Acres 1,334,824.71		
Cash Balance on hand		$ 414,322.70

AGRICULTURAL COLLEGE

Fargo

Under Section 16 of the enabling act admitting this State, there was granted 90,000 acres and under Section 17, an additional 40,000 acres for the support of an Agricultural College, making a total of 130,000 acres granted by Congress for this institution at Fargo.

Of this grant, 129,999.98 acres have been selected.

INVESTMENTS—		
Bonds—Federal		$ 92,614.91
Municipal		349,847.01
Farm Loans		
Open Loans—Acres 7,987.36—Principal		$ 56,845.00
Taxes and Fees Advanced		533.74
Foreclosed Loans and Deeds		
Acres 56,832.29—Principal		$ 569,823.70
Taxes and Fees Advanced		71,343.71

Acquired Land Sold on Contract			
X Contracts			37,582.81
F. L. Contracts			12,162.36
Grant Land Sold on Contract			
Acres	3,192.16	—Active Contracts	$ 17,633.88
Acres	23,140.33	—Cancelled Contracts	336,812.93
Unsold Grant Land			
Acres	21,992.81		
Cash Balance on hand			$ 22,403.03

SCHOOL FOR THE BLIND

Bathgate

Under Section 17 of the Enabling Act there was granted 170,000 acres for educational and charitable purposes to be determined by the State Legislature; 30,025.76 acres of this grant has been apportioned to and selected by the State for the benefit of the Blind School at Bathgate.

INVESTMENTS—			
Bonds—Federal			$ 79,712.85
Municipal			31,002.45
Farm Loans			
Open Loans—Acres	557	—Principal	$ 2,900.00
Taxes and Fees Advanced			.00
Foreclosed Loans and Deeds			
Acres	11,075.45	—Principal	$ 104,147.99
Taxes and Fees Advanced			11,250.79
Acquired Land Sold on Contract			
X Contracts			$ 9,327.95
F. L. Contracts			5,093.91
Grant Land Sold on Contract			
Acres	960.27	—Active Contracts	$ 3,587.62
Acres	4,749.21	—Cancelled Contracts	57,446.77
Unsold Grant Land			
Acres	7,764.60		
Cash Balance on hand			$ 8,278.20

CAPITOL BUILDING

Bismarck

Under Section 12 of the Enabling Act admitting the State, there was granted fifty sections, or 32,000 acres, and under Section 17 of the same act 50,000 acres for public buildings at the Capitol of the State, making 82,000 acres for the Capitol Building. However, there was an over selection of 326.14 acres for this State Institution, making a total selection of 82,326.14 acres.

INVESTMENTS—			
Foreclosed Loans and Deeds			
Acres	3,558.20	—Principal	$ 32,810.00

Taxes and Fees Advanced			8,791.87
Grant Land Sold on Contract			
Acres	1,710.73	—Active Contracts	$ 7,764.04
Acres	9,181.42	—Cancelled Contracts	108,973.52
Unsold Grant Land			
Acres	25,873.91		
Cash Balance on hand			$ 2,777.02

SCHOOL FOR THE DEAF
Devils Lake

Under Section 17 of the Enabling Act admitting the State, there was granted 40,000 acres for the Deaf School. Of this grant 39,966.53 acres have been selected by the State, for this institution at Devils Lake.

INVESTMENTS—			
Bonds—Federal			$ 67,711.22
Municipal			72,561.10
Farm Loans			
Open Loans—Acres	2,000.00	—Principal	$ 17,800.00
Taxes and Fees Advanced			89.83
Foreclosed Loans and Deeds			
Acres	21,097.05	—Principal	$ 157,097.50
Taxes and Fees Advanced			14,062.70
Acquired Land Sold on Contract			
X Contracts			$ 10,580.90
F. L. Contracts			3,497.26
Grant Land Sold on Contract			
Acres	1,220.00	—Active Contracts	$ 4,477.66
Acres	5,824.22	—Cancelled Contracts	86,500.58
Unsold Grant Land			
Acres	9,082.78		
Cash Balance on hand			$ 7,458.32

HOSPITAL FOR THE INSANE
Jamestown

Under Section 17 of the Enabling Act admitting the State, there was granted for educational and charitable institutions, 170,000 acres to be apportioned as the legislature should determine. Of this grant 20,000.98 acres has been selected for the Hospital for the Insane at Jamestown.

INVESTMENTS—			
Bonds—Federal			$ 32,314.27
Municipal			35,750.00
Farm Loans			
Open Loans—Acres	1,480	—Principal	$ 14,600.00
Taxes and Fees Advanced			26.12

Foreclosed Loans and Deeds		
Acres 7,826.63—Principal	$	74,385.00
Taxes and Fees Advanced		9,124.92
Acquired Land Sold on Contracts		
X Contracts	$	3,840.06
F. L. Contracts		1,544.50
Grant Land Sold on Contracts		
Acres 753.87—Active Contracts		1,890.40
Acres 2,401.38—Cancelled Contracts		42,791.67
Unsold Grant Land		
Acres 4,856.10		
Cash Balance on hand	$	2,156.08

NORMAL-INDUSTRIAL SCHOOL

Ellendale

Under Section 17 of the Enabling Act admitting the State, there was granted for education purposes 170,000 acres, of which 40,000 acres have been apportioned and 39,997.24 acres have been selected by the State for the benefits of the Industrial School at Ellendale.

INVESTMENTS—		
Bonds—Federal	$	75,917.71
Municipal		35,650.23
Farm Loans		
Open Loans—Acres 2,732.03—Principal	$	20,100.00
Taxes and Fees Advanced		174.27
Foreclosed Loans		
Acres 21,551.36—Principal	$	195,375.45
Taxes and Fees Advanced		20,454.34
Acquired Land Sold on Contract		
X Contracts		7,592.57
F. L. Contracts		2,704.35
Grant Land Sold on Contract		
Acres 952.80—Active Contracts	$	4,742.51
Acres 4,950.25—Cancelled Contracts		66,440.02
Unsold Grant Land		
Acres 8,642.18		
Cash Balance on hand	$	10,236.01

NORMAL SCHOOLS

Valley City—Mayville

Under Section 17 of the Enabling Act admitting the State, there was granted for the State Normal Schools 80,000 acres. The Legislature of the State has apportioned 30,000 acres of this grant to the Mayville Normal and 50,000 of this grant to the Valley City Normal. In the selection of these lands, however, no division was made, but the full 80,000 taken for Normal Schools, and in the division of receipts for

such lands five-eighths is given to the Valley City institution and three-eighths to Mayville, being the proportion to which each is entitled according to the area of the grants to each. There was, however, an over-selection of 5.90 acres, making the total acres selected for the above Normal Schools 80,005.90.

INVESTMENTS—Mayville Normal		
Bonds—Federal	$	59,019.45
Municipal		29,950.00
Farm Loans		
Open Loans—Acres 3,257.06—Principal	$	29,160.00
Taxes and Fees Advanced		645.73
Foreclosed Loans		
Acres 15,710.46—Principal	$	131,125.50
Taxes and Fees Advanced		11,573.56
Acquired Land Sold on Contract		
X Contracts	$	12,624.07
F. L. Contracts		743.21
Cash Balance on hand		4,059.63
INVESTMENTS—Valley City		
Bonds—Federal	$	116,215.56
Municipal		139,890.00
Farm Loans		
Open Loans—Acres 4,040.77—Principal	$	33,080.01
Taxes and Fees Advanced		255.91
Foreclosed Loans		
Acres 13,460.58—Principal	$	127,593.78
Taxes and Fees Advanced		20,762.90
Acquired Land Sold on Contract		
X Contracts	$	13,191.06
F. L. Contracts		4,209.28
Cash Balance on hand	$	8,424.75
GRANT LAND SOLD ON CONTRACT—Valley City 5/8, Mayville 3/8		
Acres 2,115.61—Active Contracts	$	16,047.09
Acres 11,874.02—Cancelled Contracts		163,340.46
UNSOLD GRANT LAND		
Acres 14,921.14		

TRAINING SCHOOL

Mandan

Under Section 17 of the Enabling Act admitting the State, there was granted by Congress to the State Training School, 40,000 acres. An over-selection of 24.94 acres was made, making the total acres selected for this institution at Mandan, 40,024.94 acres.

INVESTMENTS—		
Bonds—Federal	$	63,407.29
Municipal		54,800.00
Farm Loans		
Open Loans—Acres 3,972.18—Principal	$	29,179.50

Taxes and Fees Advanced			639.18
Foreclosed Loans and Deeds			
Acres	18,515.63—Principal	$	156,120.11
Taxes and Fees Advanced			16,879.68
Acquired Land Sold on Contracts			
X Contracts		$	19,582.97
F. L. Contracts			10,235.77
Grant Land Sold on Contract			
Acres	678.09—Active Contracts	$	3,294.96
Acres	7,266.88—Cancelled Contracts		109,808.10
Unsold Grant Land			
Acres	8,062.28		
Cash Balance on hand		$	7,292.10

SCHOOL OF SCIENCE

Wahpeton

Of the 170,000 acres granted to the State under Section 17 of the Enabling act for educational and charitable purposes, 40,000 acres have been given by the State Legislature to the Scientific School at Wahpeton and of which 39,997.16 acres have been selected.

INVESTMENTS—			
Bonds—Federal		$	93,621.11
Municipal			52,520.67
Farm Loans			
Open Loans—Acres	4,140.71—Principal	$	33,950.00
Taxes and Fees Advanced			.00
Foreclosed Loans			
Acres	16,447.18—Principal	$	147,587.63
Taxes and Fees Advanced			21,846.09
Acquired Land Sold on Contract			
X Contracts		$	10,667.17
Grant Land Sold on Contract			
Acres	1,419.05—Active Contracts	$	10,522.46
Acres	6,430.02—Cancelled Contracts		86,266.88
Unsold Grant Land			
Acres	7,121.60		
Cash balance on hand		$	3,932.24

SCHOOL OF MINES

Grand Forks

Under Section 17 of the Enabling Act admitting the State, there was granted for the School of Mines, 40,000 acres. There was an over-selection of 3.51 acres by the State, making a total of 40,003.51 acres for this Institution, which is located at Grand Forks in connection with the University.

INVESTMENTS—			
Bonds—Federal		$	66,012.50
Municipal			68,400.00

Farm Loans			
Open Loans—Acres	3,732.28—Principal	$	29,550.00
Taxes and Fees Advanced			359.88
Foreclosed Loans			
Acres	21,697.79—Principal	$	162,651.48
Taxes and Fees Advanced			16,328.85
Acquired Land Sold on Contract			
X Contract		$	13,215.16
F. L. Contracts			2,852.98
Grant Land Sold on Contract			
Acres	1,249.28—Active Contracts	$	8,211.51
Acres	5,807.90—Cancelled Contracts		84,070.39
Unsold Grant Land			
Acres	8,726.81		
Cash Balance on hand		$	3,947.89

SOLDIERS HOME
Lisbon

Of the 170,000 acres granted by Section 17 of the Enabling Act for educational and charitable purposes, the State Legislature apportioned 40,000 acres to the Soldiers Home at Lisbon, and 39,972.36 acres of this grant has been selected.

INVESTMENTS—			
Bonds—Federal		$	93,218.75
Municipal			182,600.00
Farm Loans			
Open Loans—Acres	311.20—Principal	$	2,000.00
Taxes and Fees Advanced			12,67
Foreclosed Loans and Deeds			
Acres	4,878.98—Principal	$	45,239.00
Taxes and Fees Advanced			8,006.71
Acquired Land Sold on Contract			
X Contracts		$	1,272.00
F. L. Contracts			4,475.40
Grant Land Sold on Contract			
Acres	1,079.75—Active Contracts	$	5,193.22
Acres	7,962.91—Cancelled Contracts		117,171.86
Unsold Grant Land			
Acres	7,961.41		
Cash Balance on Hand		$	21,348.76

UNIVERSITY
Grand Forks

Under Section 14 of the Enabling Act admitting the State, there was granted seventy-two sections, or 46,080 acres, and under Section 17 of said Act, 40,000 acres, making a total of 86,080 acres for the State University. Of this grant, 86,066 acres have been selected by the State for this Institution at Grand Forks.

INVESTMENTS—			
Bonds—Federal			$ 86,127.78
Municipal			223,167.29
Farm Loans			
Open Loans—Acres	4,244.34—Principal		$ 27,370.00
Taxes and Fees Advanced			44.21
Foreclosed Loans and Deeds			
Acres	34,534.17—Principal		$ 325,690.39
Taxes and Fees Advanced			36,228.53
Acquired Land Sold on Contract			
X Contracts			$ 42,892.29
F. L. Contracts			3,361.00
Grant Land Sold on Contract			
Acres	2,506.85—Active Contracts		$ 15,372.92
Acres	13,240.07 Cancelled Contracts		193,727.58
Unsold Grant Land			
Acres	16,459.72		
Cash Balance on hand			$ 39,553.29

CAPITOL BUILDING
Interest and Income Fund

Acquired Land Sold on Contract			
X Contracts			$ 940.66
Foreclosed Loans and Deeds			
Acres	320—Principal		$ 3,025.89
Taxes and Fees Advanced			924.83
Cash Balance on hand			$ 13,438.98

SUMMARY OF INVESTMENTS
June 30, 1942

Bonds—Federal			$3,058,431.44
State			2,601,011.13
Municipal			5,111,604.10
Farm Loans			
Open Loans—Acres	400,790.29—Principal		$2,635,309.02
Taxes and Fees Advanced			10,064.71
Foreclosed Loans and Deeds			
Acres	758,773.45—Principal		$7,046,623.81
Taxes and Fees Advanced			786,014.58

Acquired Land Sold on Contract
X Contracts ..... $ 726,519.64
F. L. Contracts 163,560.74

Grant Land Sold on Contract
Acres ..... 61,662.05—Active Contracts ..... $ 409,984.57
Acres ..... 368,461.42—Cancelled Contracts 5,267.925.39
Cash Balance on hand ..... $ 556,190.02
Unsold Grant Land Acres 1,476,290.05

(Article XIII of the Constitution provides that no land can be sold for less than $10.00 per acre)

Twenty-sixth Biennial Report

OF THE

Commissioner of University and School Lands

State of North Dakota

FOR THE PERIOD BEGINNING JULY 1, 1942
AND ENDING JUNE 30, 1944

Twenty-sixth Biennial Report

OF THE

Commissioner of University and School Lands

State of North Dakota

FOR THE PERIOD BEGINNING JULY 1, 1942
AND ENDING JUNE 30, 1944

The Governing Body created by Section 156 of Article IX of the Constitution of the State of North Dakota, and consisting of the following officers:

HON. JOHN MOSES, President.....Governor
THOMAS HALL, Vice President.....Secretary of State
BERTA E. BAKER.....State Auditor
ALVIN C. STRUTZ.....Attorney General
ARTHUR E. THOMPSON.....Superintendent of Public Instruction
JOHN O. LYNGSTAD.....
Secretary-Commissioner of University and School Lands

Buy "Dakota Maid" Flour

1-56992

LETTER OF TRANSMITTAL

Bismarck, North Dakota,
July 3, 1944.

To His Excellency, John Moses,
Governor of North Dakota,
Bismarck, North Dakota.

Sir:

In accordance with Section 299, Compiled Laws of 1913, I have the honor to submit herewith the biennial report of the State Land Department for the period beginning July 1, 1942, and ending June 30, 1944.

JOHN O. LYNGSTAD,
Land Commissioner.

OFFICE FORCE

John O. Lyngstad	Land Commissioner
Nels P. Jensen	Deputy Land Commissioner
John H. Bowers	Office Deputy
John T. Neville	Bond and Mortgage Department Manager
Edward W. Herbert	Leasing Department Manager
Spara Christenson	Cashier
Margaret Olson	Assistant Cashier
Joyce Malmstad	Assistant Cashier
Emma L. Peightal	Contract Clerk
Leola Ochsner	Secretary-Stenographer
Dorothy R. Kleve	Title Clerk
Genevieve Stelter	Secretary-Stenographer
Dorothy Argent	Secretary-Stenographer
Winifred Krieg	Assistant Leasing Manager
Lucy Sevigny	Filing Clerk
Mildred W. Byerly	Leasing Bookkeeper
Ina L. Peterson	Leasing Bookkeeper
Pauline Schlosser	Stenographer

Fieldmen

R. H. Bechtold	Fieldman
I. J. Homelvig	Fieldman
Paul A. Sand	Fieldman
Joe H. LePire	Fieldman
Leo J. Wagner	Fieldman
Karl Klein	Fieldman
E. O. Burtness	Fieldman
Iver T. Ytreeide	Fieldman

Department Attorney

C. E. Brace	Assistant Attorney General

CASH BALANCE IN HANDS OF STATE TREASURER IN THE PERMANENT FUND FOR THE COMMON SCHOOLS AND ALL LAND GRANT INSTITUTIONS ON JUNE 30, 1944

*COMMON SCHOOLS	$1,657,771.78
Agricultural College	78,723.65
School for Blind	3,102.02
Capitol Building	13,085.41
School for the Deaf	3,437.43
Insane Hospital	3,060.76
Normal and Industrial School	6,549.51
Valley City Normal	12,548.39
Mayville Normal	5,231.41
State Training School	7,278.48
School of Science	7,047.59
School of Mines	14,738.46
Soldiers Home	19,215.31
University	21,524.38
TOTAL	$1,853,314.58

* $1,250,000.00 in Government Bonds purchased but not delivered.

LAND SELECTIONS AND DISTRIBUTION

	Acres Selected	Acres Sold	Portion Unsold as of June 30, 1944
Common School	2,523,383.78	1,188,379.88	1,335,003.90
Agricultural College	129,999.98	108,007.17	21,992.81
Blind School	30,025.76	22,261.16	7,764.60
Capitol Building	82,326.14	56,436.35	25,889.79
Deaf School	39,966.53	30,883.75	9,082.78
Insane Hospital	20,000.98	15,144.88	4,856.10
Normal-Industrial School	39,997.24	31,355.06	8,642.18
Normal Schools—Valley City 5/8, Mayville 3/8	80,005.90	65,244.76	14,761.14
State Training School	40,024.94	31,639.80	8,385.14
School of Science	39,997.16	32,855.56	7,141.60
Mines	40,003.51	31,273.84	8,729.67
Soldiers Home	39,972.36	32,010.95	7,961.41
University	86,066.00	69,606.28	16,459.72
TOTAL ACRES	3,191,770.28	1,715,099.44	1,476,670.84

At the time the State of North Dakota was admitted to the Union, the above acreage was granted to the State of North Dakota by the Federal Government to be handled in trust for the Common Schools and other land grant institutions under Article IX of the Constitution of the State of North Dakota, creating the State Land Department of this State.

SUMMARY OF COLLECTIONS

Interest and Income Collections from July 1, 1942, to June 30, 1944

	Interest on Contracts	Rentals	Bond Interest	Mortgage Interest	Oil & Gas Leases AAA & Misc.	Totals
Common School	$ 151,909.28	$ 792,203.52	$ 611,587.83	$ 362,830.62	$ 17,387.86	$1,935,919.11
Agricultural College	8,950.45	58,039.85	31,562.41	14,931.85	547.72	114,032.28
School for Blind	1,433.66	12,469.86	6,750.76	2,752.67	191.54	23,598.49
Capitol Building	2,915.61	13,089.93	21.05	1,108.61	80.00	17,215.20
School for Deaf	1,652.66	17,348.63	8,778.61	6,318.14	60.00	34,158.04
Hospital for Insane	1,608.59	7,553.19	5,274.12	4,453.08	40.00	18,928.98
Industrial School	2,809.13	19,127.12	7,734.64	9,078.65	276.76	39,026.30
Mayville Normal	2,183.30	14,727.89	5,807.58	6,156.31	34.86	28,909.94
Valley City Normal	4,475.77	15,474.46	18,249.53	7,582.56	1,939.31	47,721.63
Training School	2,853.92	16,234.90	12,218.45	5,312.74	1,038.31	37,658.32
School of Science	3,977.66	15,185.80	10,349.41	8,884.75	338.89	38,736.51
School of Mines	1,583.89	20,236.14	8,103.74	8,697.79	3,797.53	42,419.09
Soldiers Home	1,503.44	9,539.67	19,182.32	1,630.98	69.39	31,925.80
University	9,846.93	32,347.85	21,397.70	10,175.47	8,709.29	82,477.24
TOTAL	$ 197,704.29	$1,043,578.81	$ 767,018.15	$ 449,914.22	$ 34,511.46	$2,492,726.93

SUMMARY OF COLLECTIONS

Land Sales, Mortgages, Bonds and Coal Royalty Involving the Permanent Funds from July 1, 1942, to June 30, 1944

	Land Sold on Contract	Sale School Land, Church Sites & Easements	Bond Collections	Farm Loan Collections	Repayment Taxes, Foreclosure Fees, Misc.	Royalty Coal, Gravel and Clay	Escheated Estate	TOTAL
Common School	$253,025.98	$13,598.55	$2,968,775.96	$1,932,249.50	$106,067.74	$11,766.85	$23,953.80	$5,309,438.38
Agricultural College	15,134.40	.....	192,529.60	101,624.44	11,517.93	.....	.....	320,806.37
School for Blind	3,002.22	.....	45,326.99	13,564.78	2,147.34	.....	.....	63,941.33
Capitol Building	5,720.30	.....	.....	3,580.63	1,025.06	.....	.....	10,325.99
School for Deaf	2,691.81	.....	46,634.01	37,993.84	2,682.33	.....	.....	90,001.99
Hospital for Insane	2,611.22	.....	16,171.08	18,938.99	1,709.75	.....	.....	39,431.04
Industrial School	4,441.98	.....	53,185.17	38,610.60	2,300.01	94.50	.....	98,632.26
Mayville Normal	2,105.12	.....	23,839.66	36,768.33	1,571.63	.....	.....	64,284.74
Valley City Normal	3,507.20	.....	116,083.06	36,465.19	3,513.61	.....	.....	159,569.06
Training School	4,394.12	.....	62,321.13	30,202.76	3,216.62	.....	.....	100,134.63
School of Science	7,488.76	.....	49,761.38	26,721.56	5,291.14	.....	.....	89,262.84
School of Mines	4,641.59	.....	47,901.86	33,457.45	2,996.73	.....	.....	88,997.63
Soldiers Home	4,525.76	.....	118,602.53	5,486.96	302.58	.....	.....	128,917.83
University	5,655.10	.....	139,024.79	66,540.68	6,453.83	.....	.....	217,674.40
TOTAL	$318,945.56	$13,598.55	$3,880,157.22	$2,382,205.71	$150,696.30	$11,861.35	$23,953.80	$6,781,418.49

COLLECTIONS DISTRIBUTED TO INSTITUTIONAL FUNDS

From July 1, 1942 to June 30, 1944

Land Contracts Collected	$ 318,945.56	
Sale of School Land, Church Sites and Easements	13,598.55	
Bond Collections	3,880,157.22	
Farm Loan Collections	2,382,205.71	
Repayment of Taxes, Foreclosure Fees, etc.	150,696.30	
Royalty—Coal, Gravel, Clay Collected	11,861.35	
Escheated Estate	23,953.80	
Credited to Permanent Fund		$ 6,781,418.49
Interest on Land Contracts	$ 197,704.29	
Rentals of Land	1,043,578.81	
Interest on Bonds	767,018.15	
Interest on Farm Loans	449,914.22	
Oil and Gas Leases, AAA & Miscellaneous Collected	34,511.46	
Apportioned to Common Schools and Institutions		$ 2,492,726.93
Fees—Leasing, Patent, Deed, etc.	$ 21,284.87	
Contingent	14,844.89	
Reserve Fund	188,114.62	
		$ 224,244.38
Grand Total		$ 9,498,389.80

BONDS HELD BY STATE LAND DEPARTMENT

June 30, 1944

	State Obligations	Municipal Bonds	Federal Bonds	Totals
Common School	$ 2,100,000.00	$ 2,538,667.51	$ 4,939,633.33	$ 9,578,300.84
Agricultural College	.....	188,998.00	323,046.88	512,044.88
School for the Blind	.....	7,400.00	126,522.50	133,922.50
School for the Deaf	.....	46,150.00	140,533.75	186,683.75
Hospital for the Insane	.....	20,400.00	70,009.80	90,409.80
Normal and Industrial School	.....	9,400.00	151,037.50	160,437.50
Valley City Normal	.....	56,800.00	238,542.92	295,342.92
Mayville Normal	.....	6,150.00	122,012.08	128,162.08
State Training School	.....	28,900.00	127,039.17	155,939.17
School of Science	.....	26,400.00	156,064.02	182,464.02
School of Mines	.....	20,528.96	143,538.86	164,067.82
Soldiers Home	.....	78,250.00	210,017.50	288,267.50
State University	.....	99,341.49	302,041.25	401,382.74
TOTALS	$ 2,100,000.00	$ 3,127,385.96	$ 7,050,039.56	$ 12,277,425.52

FARM LOAN INVESTMENTS BY FUNDS

Farm Loans Held by the State June 30, 1944 as an Investment of the Permanent Funds

	Open Farm Loans		Acquired Land Sold on Contract		Foreclosed Loans & Deeds		Total
	Principal	Fees & Taxes Advanced	Principal	Fees & Taxes Advanced	Principal	Fees & Taxes Advanced	
Common Schools	$1,241,909.04	$ 4,045.01	$1,299,700.39	$15,113.77	$3,442,331.53	$422,430.55	$6,425,530.29
Agricultural College	31,954.24	3.50	136,228.01	2,053.38	409,421.33	60,963.05	640,623.51
School for Blind	1,100.00	.....	27,326.26	347.81	79,347.99	9,243.50	117,365.56
P. F. Capitol Building	.....	.....	3,200.00	45.62	30,610.00	8,646.02	42,501.64
School for Deaf	6,500.00	.....	44,015.50	647.81	100,200.00	12,100.90	163,464.21
Hospital for Insane	8,104.50	.....	16,234.83	443.65	51,500.00	7,007.39	83,290.37
Normal-Indus. School	7,780.00	4.00	41,513.08	166.39	137,884.60	18,422.24	205,770.31
Valley City Normal	20,300.00	.....	29,412.85	433.82	91,918.78	18,122.59	160,188.04
Mayville Normal	11,940.00	102.96	34,690.76	203.76	90,625.50	10,618.72	148,181.70
Training School	12,311.95	564.25	47,626.02	393.31	125,002.62	13,439.92	199,338.07
School of Science	17,260.00	.....	16,071.28	.....	128,319.72	20,451.06	182,102.06
School of Mines	12,202.98	.....	38,640.21	572.03	124,971.48	13,769.85	190,156.55
Soldiers Home	4,252.63	.....	8,395.56	.....	35,589.00	7,716.80	55,953.99
University	15,251.00	.....	71,486.24	1,006.21	251,149.50	30,105.61	368,998.56
TOTAL	$1,390,866.34	$ 4,719.72	$1,814,540.99	$21,427.56	$5,098,872.05	$653,038.20	$8,983,464.86

FARM LOANS, FORECLOSED LOANS AND DEEDS, ACREAGE INVOLVED

	Open Loans		Acquired Land Sold on Contract		Foreclosed Loans and Deeds	
	Acres	Number of Loans	Acres	Number of Contracts	Acres	Number of Loans
Common Schools	222,329.03	764	185,063.06	734	372,180.83	1654
Agricultural College	5,790.95	24	18,436.41	73	44,291.11	187
School for Blind	160	1	3,991.00	16	8,275.45	33
School for Deaf	800	4	6,297.29	24	10,609.17	53
P. F. Capitol Building	.....	....	320.00	1	3,238.20	18
Hospital for Insane	640	4	2,240.00	12	5,427.55	28
Normal-Industrial School	1,318.03	6	5,569.35	23	15,819.01	64
Valley City Normal	3,153.91	11	3,729.84	15	10,099.58	49
Mayville Normal	1,840.74	7	6,104.89	24	10,701.10	48
Training School	1,843.79	8	6,155.37	23	15,519.80	79
School of Science	2,278.59	9	2,599.98	11	14,594.81	71
School of Mines	1,627.88	9	4,984.60	23	15,356.37	69
Soldiers Home	707.20	4	949.09	5	4,037.84	20
University	3,564.52	12	10,210.43	42	26,170.19	120
TOTAL	246,054.64	863	256,651.31	1026	556,321.01	2493

LAND SOLD ON CONTRACT

The Amount of Land Contracts Held by the State June 30, 1944, of the Common Schools and All Land Grant Institutions

	Contracts Active	Contracts Cancelled	Total
Common Schools	$ 532,449.94	$ 3,338,417.19	$ 3,870,867.13
Agricultural College	18,419.00	323,292.41	341,711.41
School for Blind	2,138.40	56,916.73	59,055.13
P. F. Capitol Building	12,064.00	104,010.12	116,074.12
School for Deaf	1,431.10	86,820.58	88,251.68
Hospital for Insane	2,086.18	38,535.79	40,621.97
Normal-Industrial School	5,904.62	62,306.86	68,211.48
Normal Schools—Valley City 5/8, Mayville 3/8	13,314.95	158,787.62	172,102.57
Training School	12,185.84	97,300.51	109,486.35
School of Science	5,593.70	83,442.88	89,036.58
School of Mines	7,521.18	74,924.63	82,445.81
Soldiers Home	6,329.71	110,943.90	117,273.61
University	12,721.42	187,004.18	199,725.60
TOTAL	$ 632,160.04	$ 4,722,703.40	$ 5,354,863.44

LAND SOLD ON CONTRACT—ACTIVE—CANCELLED ACREAGE INVOLVED

	Active Contracts		Cancelled Contracts	
	Acres	Number of Contracts	Acres	Number of Contracts
Common Schools	47,846.12	325	234,693.85	1591
Agricultural College	1,480.00	12	22,181.13	161
School for Blind	520.56	5	4,548.65	42
P. F. Capitol Building	1,186.93	8	8,461.42	61
School for Deaf	400.00	4	5,984.22	55
Hospital for Insane	349.18	4	2,326.92	29
Normal-Industrial School	730.90	9	4,572.35	50
Normal Schools—Valley City 5/8, Mayville 3/8	1,432.88	15	11,512.58	106
Training School	801.47	8	6,666.34	63
School of Science	820.95	8	6,150.02	63
School of Mines	1,040.15	10	5,207.94	54
Soldiers Home	959.75	7	7,483.29	68
University	1,603.12	14	13,000.16	125
TOTAL	59,172.01	429	332,788.87	2468

STATEMENT OF LAND GRANT FUNDS IN VARIOUS SUB-DIVISIONS TO JUNE 30, 1944

COMMON SCHOOLS

On admission to the Union, Congress granted to the State of North Dakota, for the support of Common Schools the Sections 16 and 36 in every township in the State, and where these Sections or parts thereof were omitted on account of being embraced in lakes, rivers or having been homesteaded prior to survey, the State was allowed to select land elsewhere, from any public land in the State, an equal area to supply the loss, and such lieu lands are designated as "Indemnity Lands," which are common school lands other than Sections 16 and 36, the proceeds from indemnity lands also to go to the Common School Fund.

INVESTMENTS—		
Bonds—Federal		$4,939,633.33
State		2,100,000.00
Municipal		2,538,667.51
Farm Loans		
Open Loans—Acres 222,329.03—Principal		1,241,909.04
Taxes and Fees Advanced		4,045.01
Foreclosed Loans and Deeds		
Acres 372,180.83—Principal		3,442,331.53
Taxes and Fees Advanced		422,430.55
Acquired Land Sold on Contract		
Acres 185,063.06—Principal		1,299,700.39
Taxes and Fees Advanced		15,113.77
Grant Land Sold on Contract		
Acres 47,846.12—Active Contracts		532,449.94
Acres 234,693.85—Cancelled Contracts		3,338,417.19
Unsold Grant Land		
Acres	1,335,003.90	
Cash balance on hand		1,657,771.78

AGRICULTURAL COLLEGE
Fargo

Under Section 16 of the Enabling Act admitting this State, there was granted 90,000 acres and under Section 17, an additional 40,000 acres for the support of an Agricultural College, making a total of 130,000 acres granted by congress for this institution at Fargo.

Of this grant, 129,999.98 acres have been selected.

INVESTMENTS—

Bonds—Federal		$ 323,046.88
Municipal		188,998.00
Farm Loans		
Open Loans—Acres 5,790.95—Principal		31,954.24
Taxes and Fees Advanced		3.50
Foreclosed Loans and Deeds		
Acres 44,291.11—Principal		409,421.33
Taxes and Fees Advanced		60,963.05
Acquired Land Sold on Contract		
Acres 18,436.41—Principal		136,228.01
Taxes and Fees Advanced		2,053.38
Grant Land Sold on Contract		
Acres 1,480.00—Active Contracts		18,419.00
Acres 22,181.13—Cancelled Contracts		323,292.41
Unsold Grant Land		
Acres 21,992.81		
Cash balance on hand		78,723.65

SCHOOL FOR THE BLIND
Bathgate

Under Section 17 of the Enabling Act there was granted 170,000 acres for educational and charitable purposes to be determined by the State Legislature; 30,025.76 acres of this grant has been apportioned to and selected by the State for the benefit of the Blind School at Bathgate.

INVESTMENTS—

Bonds—Federal		$ 126,522.50
Municipal		7,400.00
Farm Loans		
Open Loans—Acres 160.00—Principal		1,100.00
Foreclosed Loans and Deeds		
Acres 8,275.45—Principal		79,347.99
Taxes and Fees Advanced		9,243.50
Acquired Land Sold on Contract		
Acres 3,991.00—Principal		27,326.26
Taxes and Fees Advanced		347.81
Grant Land Sold on Contract		
Acres 520.56—Active Contracts		2,138.40
Acres 4,548.65—Cancelled Contracts		56,916.73
Unsold Grant Land		
Acres 7,764.60		
Cash balance on hand		3,102.02

CAPITOL BUILDING

Under Section 12 of the Enabling Act admitting the State, there was granted fifty sections, or 32,000 acres, and under Section 17 of the same act 50,000 acres for public buildings at the Capitol of the State, making 82,000 acres for the Capitol Building. However, there was an over selection of 326.14 acres for this State Institution, making a total selection of 82,326.14 acres.

INVESTMENTS—		
Acquired Land Sold on Contract		
Acres	320.00—Principal	$ 3,200.00
Taxes and Fees Advanced		45.62
Foreclosed Loans and Deeds		
Acres	3,238.20—Principal	30,610.00
Taxes and Fees Advanced		8,646.02
Grant Land Sold on Contract		
Acres	1,186.93—Active Contracts	12,064.00
Acres	8,461.42—Cancelled Contracts	104,010.12
Unsold Grant Land		
Acres	25,889.79	
Cash balance on hand		13,085.41

SCHOOL FOR THE DEAF
Devils Lake

Under Section 17 of the Enabling Act admitting the State, there was granted 40,000 acres for the Deaf School. Of this grant 39,966.53 acres have been selected by the State, for this institution at Devils Lake.

INVESTMENTS—		
Bonds—Federal		$ 140,533.75
Municipal		46,150.00
Farm Loans		
Open Loans—Acres	800.00—Principal	6,500.00
Foreclosed Loans and Deeds		
Acres	10,609.17—Principal	100,200.00
Taxes and Fees Advanced		12,100.90
Acquired Land Sold on Contract		
Acres	6,297.29—Principal	44,015.50
Taxes and Fees Advanced		647.81
Grant Land Sold on Contract		
Acres	400.00—Active Contracts	1,431.10
Acres	5,984.22—Cancelled Contracts	86,820.58
Unsold Grant Land		
Acres	9,082.78	
Cash balance on hand		3,437.43

HOSPITAL FOR THE INSANE
Jamestown

Under Section 17 of the Enabling Act admitting the State, there was granted for educational and charitable institutions, 170,000 acres to be apportioned as the legislature should determine. Of this grant 20,000.98 acres has been selected for the Hospital for the Insane at Jamestown.

INVESTMENTS—

Bonds—Federal		$ 70,009.80
Municipal		20,400.00
Farm Loans		
Open Loans—Acres	640.00—Principal	8,104.50
Foreclosed Loans and Deeds		
Acres	5,427.55—Principal	51,500.00
Taxes and Fees Advanced		7,007.39
Acquired Land Sold on Contract		
Acres	2,240.00—Principal	16,234.83
Taxes and Fees Advanced		443.65
Grant Land Sold on Contract		
Acres	349.18—Active Contracts	2,086.18
Acres	2,326.92—Cancelled Contracts	38,535.79
Unsold Grant Land		
Acres	4,856.10	
Cash balance on hand		3,060.76

NORMAL-INDUSTRIAL SCHOOL
Ellendale

Under Section 17 of the Enabling Act admitting the State, there was granted for Education purposes 170,000 acres of which 40,000 acres have been apportioned and 39,997.24 acres have been selected by the State for the benefits of the Industrial School at Ellendale.

INVESTMENTS—

Bonds—Federal		$ 151,037.50
Municipal		9,400.00
Farm Loans		
Open Loans—Acres	1,318.03—Principal	7,780.00
Taxes and Fees Advanced		4.00
Foreclosed Loans		
Acres	15,819.01—Principal	137,884.60
Taxes and Cost		18,422.24
Acquired Land Sold on Contract		
Acres	5,569.35—Principal	41,513.08
Taxes and Cost		166.39
Grant Land Sold on Contract		
Acres	730.90—Active Contracts	5,904.62
Acres	4,572.35—Cancelled Contracts	62,306.86
Unsold Grant Land		
Acres	8,642.18	
Cash balance on hand		6,549.51

NORMAL SCHOOLS
Valley City—Mayville

Under Section 17 of the Enabling Act admitting the State, there was granted for the State Normal Schools 80,000 acres. The Legislature of the State has apportioned 30,000 acres of this grant to the Mayville Normal and 50,000 of this grant to the Valley City Normal. In the selection of these lands, however, no division was made, but the full 80,000 taken for Normal Schools, and in the Division of receipts for such lands five-eighths is given to the Valley City institution and three-eighths to Mayville, being the proportion to which each is entitled according to the area of the grants to each. There was, however, an over-selection of 5.90 acres, making the total acres selected for the above Normal Schools 80,005.90.

INVESTMENTS—Mayville Normal		
Bonds—Federal		$ 122,012.08
Municipal		6,150.00
Farm Loans		
Open Loans—Acres 1,840.74—Principal		11,940.00
Taxes and Fees Advanced		102.96
Foreclosed Loans		
Acres 10,701.10—Principal		90,625.50
Taxes and Fees Advanced		10,618.72
Acquired Land Sold on Contract		
Acres 6,104.89—Principal		34,690.76
Taxes and Fees Advanced		203.76
Cash balance on hand		5,231.41
INVESTMENTS—Valley City		
Bonds—Federal		238,542.92
Municipal		56,800.00
Farm Loans		
Open Loans—Acres 3,153.91—Principal		20,300.00
Foreclosed Loans		
Acres 10,099.58—Principal		91,918.78
Taxes and Fees Advanced		18,122.59
Acquired Land Sold on Contract		
Acres 3,729.84—Principal		29,412.85
Taxes and Fees Advanced		433.82
Cash balance on hand		12,548.39
Grant Land Sold on Contract		
Valley City 5/8—Mayville 3/8		
Acres 1,432.88—Active Contracts		13,314.95
Acres 11,512.58—Cancelled Contracts		158,787.62
Unsold Grant Land		
Acres 14,761.14		

STATE TRAINING SCHOOL

Mandan

Under Section 17 of the Enabling Act admitting the State, there was granted by congress to the State Training School, 40,000 Acres. An over selection of 24.94 acres was made, making the total acres selected for this institution at Mandan, 40,024.94 acres.

INVESTMENTS—

Bonds—Federal		$ 127,039.17
Municipal		28,900.00
Farm Loans		
Open Loans—Acres	1,843.79—Principal	12,311.95
Taxes and Fees Advanced		564.25
Foreclosed Loans		
Acres	15,519.80—Principal	125,002.62
Taxes and Fees Advanced		13,439.92
Acquired Land Sold on Contract		
Acres	6,155.37—Principal	47,626.02
Taxes and Fees Advanced		393.31
Grant Land Sold on Contract		
Acres	801.47—Active Contracts	12,185.84
Acres	6,666.34—Cancelled Contracts	97,300.51
Unsold Grant Land		
Acres	8,385.14	
Cash balance on hand		7,278.48

SCHOOL OF SCIENCE

Wahpeton

Of the 170,000 acres granted to the State under Section 17 of the Enabling Act for educational and charitable purposes, 40,000 acres have been given by the State Legislature to the Scientific School at Wahpeton and of which 39,997.16 acres have been selected.

INVESTMENTS—

Bonds—Federal		$ 156,064.02
Municipal		26,400.00
Farm Loans		
Open Loans—Acres	2,278.59—Principal	17,260.00
Foreclosed Loans		
Acres	14,594.81—Principal	128,319.72
Taxes and Fees Advanced		20,451.06
Acquired Land Sold on Contract		
Acres	2,599.98—Principal	16,071.28
Grant Land Sold on Contract		
Acres	820.95—Active Contracts	5,593.70
Acres	6,150.02—Cancelled Contracts	83,442.88
Unsold Grant Land		
Acres	7,141.60	
Cash balance on hand		7,047.59

SCHOOL OF MINES

Grand Forks

Under Section 17 of the Enabling Act admitting the State, there was granted for the School of Mines, 40,000 acres. There was an over-selection or 3.51 acres by the State, making a total of 40,003.51 acres for this Institution, which is located at Grand Forks in connection with the University.

INVESTMENTS—		
Bonds—Federal		$ 143,538.86
Municipal		20,528.96
Farm Loans		
Open Loans—Acres 1,627.88—Principal		12,202.98
Foreclosed Loans		
Acres 15,356.37—Principal		124,971.48
Taxes and Fees Advanced		13,769.85
Acquired Land Sold on Contract		
Acres 4,984.60—Principal		38,640.21
Taxes and Fees Advanced		572.03
Grant Land Sold on Contract		
Acres 1,040.15—Active Contracts		7,521.18
Acres 5,207.94—Cancelled Contracts		74,924.63
Unsold Grant Land		
Acres 8,729.67		
Cash balance on hand		14,738.46

SOLDIERS HOME

Lisbon

Of the 170,000 acres granted by Section 17 of the Enabling Act for educational and charitable purposes, the State Legislature apportioned 40,000 acres to the Soldiers Home at Lisbon, and 39,972.36 acres of this grant has been selected.

INVESTMENTS—		
Bonds—Federal		$ 210,017.50
Municipal		78,250.00
Farm Loans		
Open Loans—Acres 707.20—Principal		4,252.63
Foreclosed Loans and Deeds		
Acres 4,037.84—Principal		35,589.00
Taxes and Fees Advanced		7,716.80
Acquired Land Sold on Contract		
Acres 949.09—Principal		8,395.56
Grant Land Sold on Contract		
Acres 959.75—Active Contracts		6,329.71
Acres 7,483.29—Cancelled Contracts		110,943.90
Unsold Grant Land		
Acres 7,961.41		
Cash balance on hand		19,215.31

UNIVERSITY

Grand Forks

Under Section 14 of the Enabling Act admitting the State, there was granted seventy-two sections, or 46,080 acres, and under Section 17 of said Act, 40,000 acres, making a total of 86,080 acres for the State University. Of this grant, 86,066 acres have been selected by the State for this Institution at Grand Forks.

INVESTMENTS—		
Bonds—Federal		$ 302,041.25
Municipal		99,341.49
Farm Loans		
Open Loans—Acres 3,564.52—Principal		15,251.00
Foreclosed Loans		
Acres 26,170.19—Principal		251,149.50
Taxes and Fees Advanced		30,105.61
Acquired Land Sold on Contract		
Acres 10,210.43—Principal		71,486.24
Taxes and Fees Advanced		1,006.21
Grant Land Sold on Contract		
Acres 1,603.12—Active Contracts		12,721.42
Acres 13,000.16—Cancelled Contracts		187,004.18
Unsold Grant Land		
Acres 16,459.72		
Cash balance on hand		21,524.38

SUMMARY OF INVESTMENTS

June 30, 1944

Bonds—Federal	$7,050,039.56
Municipal	3,127,385.96
State	2,100,000.00
Farm Loans	
Open Loans—Acres 246,054.64—Principal	1,390,866.34
Taxes and Fees Advanced	4,719.72
Foreclosed Loans and Deeds	
Acres 556,321.01—Principal	5,098,872.05
Taxes and Fees Advanced	653,038.20
Acquired Land Sold on Contract	
Acres 256,651.31—Principal	1,814,540.99
Taxes and Fees Advanced	21,427.56
Grant Land Sold on Contract	
Acres 59,172.01—Active Contracts	632,160.04
Acres 332,788.87—Cancelled Contracts	4,722,703.40
Unsold Grant Land	
Acres 1,476,670.84	
Cash balance on hand	1,853,314.58

Twenty-Seventh Biennial Report

OF THE

Commissioner of University and School Lands

State of North Dakota

FOR THE PERIOD BEGINNING JULY 1, 1944
AND ENDING JUNE 30, 1946

Twenty-Seventh Biennial Report

OF THE

Commissioner of University and School Lands

State of North Dakota

FOR THE PERIOD BEGINNING JULY 1, 1944
AND ENDING JUNE 30, 1946

The Governing Body created by Section 156 of Article IX of the Constitution of the State of North Dakota, and consisting of the following officers:

HON. FRED G. AANDAHL, President.....Governor
THOMAS HALL, Vice President.....Secretary of State
BERTA E. BAKER.....State Auditor
NELS G. JOHNSON.....Attorney General
ARTHUR E. THOMPSON.....Superintendent of Public Instruction
JOHN O. LYNGSTAD.....
Secretary-Commissioner of University and School Lands

Buy "Dakota Maid" Flour

1-61234

LETTER OF TRANSMITTAL

Bismarck, North Dakota,
July 1, 1946

To His Excellency, Fred G. Aandahl,
Governor of North Dakota,
Bismarck, North Dakota.

Sir:

In accordance with Chapter 15-02 Revised Code of 1943, I have the honor to submit herewith the biennial report of the State Land Department for the period beginning July 1, 1944 and ending June 30, 1946.

JOHN O. LYNGSTAD,
Land Commissioner.

OFFICE FORCE

John O. Lyngstad	Land Commissioner
Nels P. Jensen	Deputy Land Commissioner
John H. Bowers	Office Deputy
Jno. T. Neville	Bond and Mortgage Department Manager
Edward W. Herbert	Leasing Department Manager
Spara Christenson	Cashier
Joyce Malmstad	Assistant Cashier
Donald Falconer	Assistant Cashier
Dorothy R. Kleve	Title Clerk
Josephine Efteland	Stenographer
Leola Ochsner	Secretary-Stenographer
Emma L. Peightal	Contract Clerk
Evelyn M. Coats	Secretary-Stenographer
Pauline Freed	Stenographer
Ina L. Peterson	Stenographer
Eleanor Oeder	Stenographer
LaVerne Bourgois	Clerk

Fieldmen

Leo J. Wagner	Fieldman
K. Klein	Fieldman
R. H. Bechtold	Fieldman
Joe H. LePire	Fieldman
I. J. Homelvig	Fieldman
E. O. Burtness	Fieldman
Iver Ytreeide	Fieldman

Department Attorney

C. E. Brace	Assistant Attorney General

CASH BALANCE IN HANDS OF STATE TREASURER IN THE PERMANENT FUND FOR THE COMMON SCHOOLS AND ALL LAND GRANT INSTITUTIONS ON JUNE 30, 1946

Common Schools	$ 858,306.47
Agricultural College	58,447.27
School for Blind	5,544.52
Capitol Building	62,183.75
School for Deaf	9,483.24
Insane Hospital	6,432.23
Normal and Industrial School	9,393.17
Valley City Normal	13,164.26
Mayville Normal	10,732.91
State Training School	11,424.44
School of Science	10,747.86
School of Mines	12,557.93
Soldiers Home	10,698.50
University	30,193.46
Total	$1,109,310.01

*RESERVE FUND

Balance in Hands of State Treasurer, June 30, 1946

Common Schools	
Agricultural College	$ 337,460.68
School for Blind	24,634.74
Capitol Building	6,073.04
School for the Deaf	2,756.91
Insane Hospital	12,414.75
Normal and Industrial School	10,286.85
Valley City Normal	13,678.03
Mayville Normal	12,680.50
State Training School	9,546.48
School of Science	3,870.90
School of Mines	7,997.54
Soldiers Home	7,000.84
University	3,190.84
	31,951.68
Total	$ 483,543.78
Reserve on open contracts contingent upon payment of said contracts	1,439,293.14
TOTAL RESERVE FUND	$1,922,836.92

The above will eventually be credited to the Permanent Fund.

*Excess of Sale price over amount of investment in Sale of Acquired Land.

LAND SELECTIONS AND DISTRIBUTION

Original Grant Land

	Acres Selected	Acres Sold	Portion Unsold as of June 30, 1946
Common School	2,523,383.78	1,233,581.42	1,289,802.36
Agricultural College	129,999.98	109,117.67	20,882.31
School for Blind	30,025.76	22,548.75	7,477.01
Capitol Building	82,326.14	58,167.60	24,158.54
School for Deaf	39,966.53	31,194.13	8,772.40
Hospital for Insane	20,000.98	15,544.88	4,456.10
Normal-Industrial School	39,997.24	31,595.67	8,401.57
Normal Schools—Valley City 5/8, Mayville 3/8	80,005.90	66,767.43	13,238.47
Training School	40,024.94	32,572.79	7,452.15
School of Science	39,997.16	32,963.78	7,033.38
School of Mines	40,003.51	31,641.78	8,361.73
Soldiers Home	39,972.36	32,688.93	7,283.43
University	86,066.00	70,340.43	15,725.57
TOTAL ACRES	3,191,770.28	1,768,725.26	1,423,045.02

At the time the State of North Dakota was admitted to the Union, the above acreage was granted to the State of North Dakota by the Federal Government to be handled in trust for the Common Schools and other land grant institutions under Article IX of the Constitution of the State of North Dakota, creating the State Land Department of this State.

SUMMARY OF COLLECTIONS

Interest and Income Collections from July 1, 1944, to June 30, 1946

	Interest on Contracts	Rentals	Bond Interest	Mortgage Interest	Oil & Gas Leases AAA & Misc.	Totals
Common School	$ 146,291.96	$ 917,271.84	$ 663,144.78	$ 281,749.99	$ 10,063.87	$2,018,522.44
Agricultural College	5,760.92	61,239.67	31,960.47	18,859.83	311.11	118,132.00
School for Blind	138.67	15,077.24	7,252.52	2,429.69	57.31	24,955.43
Capitol Building	3,898.70	14,867.08	3.80	490.70	151.85	19,412.13
School for Deaf	1,795.44	17,305.07	10,035.38	5,658.50	.....	34,794.39
Hospital for Insane	1,222.74	7,169.00	5,206.94	4,788.78	.....	18,387.46
Industrial School	680.05	20,752.01	9,001.44	5,740.65	20.00	36,194.15
Valley City Normal	4,076.89	17,838.97	16,889.61	6,603.74	5.11	45,414.32
Mayville Normal	2,446.41	14,383.32	7,084.09	4,872.79	3.07	28,789.68
Training School	3,783.27	21,602.38	10,041.78	7,569.96	5,890.94	48,888.33
School of Science	3,166.17	16,991.21	10,628.86	4,094.44	318.28	35,198.96
School of Mines	1,920.51	20,361.83	9,564.64	4,509.66	155.75	36,512.39
Soldiers Home	2,262.81	11,685.17	16,821.21	791.11	1,159.48	32,719.78
University	1,352.90	38,224.90	23,837.89	10,447.70	2.00	73,865.39
TOTAL	$ 178,797.44	$1,194,769.69	$ 821,473.41	$ 358,607.54	$ 18,138.77	$2,571,786.85

SUMMARY OF COLLECTIONS

Land Sales, Mortgages, Bonds and Coal Royalty Involving the Permanent Funds from July 1, 1944 to June 30, 1946

	Land Sold on Contract	Sale School Land Church Sites & Easements	Bond Collections	Farm Loan Collections	Repayment Taxes, Foreclosure Fees, Misc.	Royalty Coal, Gravel and Clay	Escheated Estate	Total
Common School	$1,166,961.64	$23,424.96	$2,645,508.38	$1,590,322.96	$141,632.13	$32,045.55	$.....	$5,599,895.62
Agricultural College	36,198.88	.....	98,796.43	98,060.64	17,117.04	.....	.....	250,172.99
School for Blind	4,508.23	6.80	5,631.39	20,079.20	4,263.59	.....	.....	34,489.21
Capitol Building	31,753.20	2,378.04	.....	12,298.27	2,668.83	.....	.....	49,098.34
School for Deaf	9,920.50	.....	22,123.19	45,193.33	5,934.20	.....	.....	83,171.22
Hospital for Insane	7,362.25	.....	12,221.06	27,084.91	3,726.66	.....	.....	50,394.88
Industrial School	8,427.95	.....	6,055.42	42,569.43	5,070.49	.....	.....	62,123.29
Valley City Normal	20,517.90	144.00	22,577.53	26,375.19	5,917.62	147.90	.....	75,680.14
Mayville Normal	12,218.09	86.03	5,049.10	35,807.95	3,277.26	88.70	.....	56,527.13
Training School	23,767.45	.....	14,064.23	38,087.46	2,337.89	.....	.....	78,257.03
School of Science	8,406.37	.....	8,683.73	32,896.03	4,740.66	.....	.....	54,726.75
School of Mines	8,758.82	9.70	11,813.14	25,747.27	3,560.73	.....	.....	49,889.66
Soldiers Home	19,398.85	64.70	35,094.17	6,759.43	1,521.36	25.20	.....	62,863.71
University	27,827.50	109.20	51,434.26	66,410.28	8,971.15	.....	.....	154,752.39
TOTAL	$1,386,027.63	$26,223.43	$2,939,052.03	$2,067,692.35	$210,739.61	$32,307.35	$.....	$6,662,042.40

COLLECTIONS DISTRIBUTED TO INSTITUTIONAL FUNDS

From July 1, 1944 to June 30, 1946

Land Contracts Collected	$1,386,027.63	
Sale of School Land, Church Sites and Easements	26,223.43	
Bond Collections	2,939,052.03	
Farm Loan Collections	2,067,692.35	
Repayment of Taxes, Foreclosure Fees, etc.	210,739.61	
Royalty—Coal, Gravel, Clay Collected	32,307.35	
Escheated Estate	----------	
Credited to Permanent Fund		$ 6,662,042.40
Interest on Land Contracts	$ 178,797.44	
Rentals of Land	1,194,769.69	
Interest on Bonds	821,473.41	
Interest on Farm Loans	358,607.54	
Oil and Gas Leases, Misc., etc.	18,138.77	
Apportioned to Common Schools and Institutions		$ 2,571,786.85
Fees—Leasing, Patent, Deed, etc.	$ 10,590.60	
Contingent	21,246.70	
Reserve Fund	360,122.11	
		$ 391,959.41
Grand Total, Collections		$ 9,625,788.66

BONDS HELD BY STATE LAND DEPARTMENT

June 30, 1946

	State Obligations	Municipal Bonds	Federal Bonds	Totals
Common Schools	$ 1,600,000.00	$ 1,412,291.12	$10,200,048.61	$ 13,212,339.73
Agricultural College	.....	193,179.00	488,031.60	681,210.60
School for Blind	.....	1,800.00	158,504.86	160,304.86
School for Deaf	.....	24,150.00	217,512.15	241,662.15
Hospital for Insane	.....	8,200.00	117,012.15	125,212.15
Industrial School	.....	3,400.00	210,012.15	213,412.15
Valley City Normal	.....	37,250.00	313,512.15	350,762.15
Mayville Normal	.....	1,200.00	173,013.61	174,213.61
State Training School	.....	14,900.00	201,013.12	215,913.12
School of Science	.....	17,800.00	207,006.81	224,806.81
School of Mines	.....	8,773.44	195,507.78	204,281.22
Soldiers Home	.....	43,200.00	281,009.72	324,209.72
University	.....	48,000.00	448,024.30	496,024.30
TOTALS	$ 1,600,000.00	$ 1,814,143.56	$13,210,209.01	$16,624,352.57

FARM LOAN INVESTMENTS BY FUNDS

Farm Loans Held by the State June 30, 1946 as an Investment of the Permanent Funds

	Open Farm Loans		Acquired Land Sold on Contract		Foreclosed Loans & Deeds		Total
	Principal	Fees & Taxes Advanced	Principal	Fees & Taxes Advanced	Principal	Fees & Taxes Advanced	
Common Schools	$ 751,127.10	$ 293.68	$1,554,508.21	$ 12,275.19	$2,204,621.69	$ 290,496.42	$4,813,322.29
Agricultural College	21,400.00	.....	173,681.98	2,441.08	285,891.16	44,502.69	527,916.91
School for Blind	.....	.....	38,269.42	715.36	49,428.55	4,642.40	93,055.73
P. F. Capitol Bldg	.....	.....	8,184.13	112.65	15,650.00	5,910.16	29,856.94
School for Deaf	4,000.00	.....	39,542.70	58.48	61,979.47	6,779.85	112,360.50
Hospital for Insane	4,000.00	.....	23,254.42	151.63	21,500.00	3,572.75	52,478.80
Normal-Ind. School	3,658.40	4.00	47,148.18	172.18	93,801.67	13,595.52	158,379.95
Valley City Normal	12,100.00	.....	33,133.48	.....	67,394.45	12,334.81	124,962.74
Mayville Normal	5,500.00	.....	45,109.30	118.45	50,839.01	7,529.73	109,096.49
Training School	2,900.00	303.88	50,659.18	135.79	93,293.95	11,692.81	158,985.61
School of Science	5,160.00	.....	26,848.12	174.78	96,736.65	15,545.82	144,465.37
School of Mines	6,700.00	.....	51,883.58	.....	91,401.17	10,907.45	160,892.20
Soldiers Home	.....	.....	12,586.25	212.19	29,089.00	6,129.89	48,017.33
University	11,200.00	.....	101,094.38	421.53	159,182.08	21,726.63	293,624.62
TOTAL	$ 827,745.50	$ 601.56	$2,205,903.33	$ 16,989.31	$3,320,808.85	$ 455,366.93	$6,827,415.48

FARM LOANS, FORECLOSED LOANS AND DEEDS, ACREAGE INVOLVED

	Open Loans		Acquired Land Sold on Contract		Foreclosed Loans and Deeds	
	Acres	Number of Loans	Acres	Number of Contracts	Acres	Number of Loans
Common Schools	140,187.35	454	242,793.69	998	243,688.33	1,110
Agricultural College	3,526.15	13	26,406.03	101	30,799.23	137
School for Blind	.....	.....	5,561.32	22	5,194.45	20
P. F.Capitol Building	.....	.....	1,231.90	5	2,006.30	12
School for Deaf	640.00	3	7,157.77	29	7,069.63	37
Hospital for Insane	480.00	2	3,563.00	19	2,366.90	13
Normal-Industrial School	477.00	3	8,860.21	35	10,577.70	41
Valley City Normal	1,870.91	6	4,971.16	24	7,601.56	35
Mayville Normal	480.00	3	7,120.46	32	6,594.55	29
Training School	320.00	2	7,891.91	35	11,449.00	58
School of Science	836.59	5	4,830.36	22	10,419.72	49
School of Mines	987.28	5	7,757.17	36	10,970.25	52
Soldiers Home	.....	.....	1,794.42	11	3,108.57	14
University	2,630.00	7	15,493.82	66	15,525.25	72
TOTAL	152,435.28	503	345,433.22	1,435	367,371.44	1,679

LAND SOLD ON CONTRACT

The Amount of Land Contracts Held by the State June 30, 1946, of the Common Schools and All Land Grant Institutions

	Contracts Active	Contracts Cancelled	Total
Common Schools	$1,332.528.33	$2,518,284.16	$3,850,812.49
Agricultural College	59,665.60	261,576.14	321,241.74
School for Blind	4,184.40	53,855.17	58,039.57
P. F. Capitol Building	17,894.40	77,292.92	95,187.32
School for Deaf	11,336.60	74,483.36	85,819.96
Hospital for Insane	10,161.68	32,002.04	42,163.72
Normal-Industrial School	7,692.80	52,387.54	60,080.34
Normal Schools—Valley City 5/8, Mayville 3/8	25,796.12	140,681.46	166,477.58
Training School	27,353.67	72,489.81	99,843.48
School of Science	6,675.36	75,803.64	82,479.00
School of Mines	12,669.20	66,932.32	79,601.52
Soldiers Home	25,313.40	78,492.40	103,805.80
University	23,590.34	159,114.52	182,704.86
TOTAL	$1,564,861.90	$3,663,395.48	$5,228,257.38

LAND SOLD ON CONTRACT—ACTIVE—CANCELLED ACREAGE INVOLVED

	Active Contracts		Cancelled Contracts	
	Acres	Number of Contracts	Acres	Number of Contracts
Common Schools	90,424.69	601	179,290.31	1214
Agricultural College	4,529.69	31	17,985.77	131
School for Blind	565.30	6	4,279.17	39
P. F. Capitol Building	1,670.00	12	6,788.76	50
School for Deaf	869.53	9	4,969.10	46
Hospital for Insane	788.07	7	1,929.35	25
Normal-Industrial School	608.42	9	4,014.83	44
Normal Schools—Valley City⅝, Mayville ⅜	1,962.50	18	9,920.54	92
Training School	2,234.64	17	4,852.89	50
School of Science	730.98	7	5,399.64	55
School of Mines	1,559.66	13	4,427.94	45
Soldiers Home	2,705.39	19	5,430.13	49
University	2,283.12	20	11,097.82	108
TOTAL	110,931.99	769	260,386.25	1948

STATEMENT OF LAND GRANT FUNDS IN VARIOUS SUB-DIVISIONS TO JUNE 30, 1946
COMMON SCHOOLS

On admission to the Union, Congress granted to the State of North Dakota, for the support of Common Schools the Sections 16 and 36 in every township in the State, and where these Sections or parts thereof were omitted on account of being embraced in lakes, rivers or having been homesteaded prior to survey, the State was allowed to select land elsewhere, from any public land in the State, an equal area to supply the loss, and such lieu lands are designated as "Indemnity Lands," which are common school lands other than Sections 16 and 36, the proceeds from indemnity lands also to go to the Common School Fund.

INVESTMENTS—		
Bonds—Federal		$10,200,048.61
State		1,600,000.00
Municipal		1,412,291.12
Farm Loans:		
Open Loans—Acres	140,187.35—Principal	751,127.10
Taxes and Fees Advanced		293.68
Foreclosed Loans and Deeds:		
Acres	243,688.33—Principal	2,204,621.69
Taxes and Fees Advanced		290,496.42
Acquired Land Sold on Contract:		
Acres	242,793.69—Principal	1,554,508.21
Taxes and Fees Advanced		12,275.19
Grant Land Sold on Contract:		
Acres	90,424.69—Active Contracts	1,332,528.33
Acres	179,290.31—Cancelled Contracts	2,518,284.16
Unsold Grant Land:		
Acres	1,289,802.36	
Cash balance on hand, June 30, 1946		858,306.47

AGRICULTURAL COLLEGE
Fargo

Under Section 16 of the Enabling Act admitting this State, there was granted 90,000 acres and under Section 17, an additional 40,000 acres for the support of an Agricultural College, making a total of 130,000 acres granted by Congress for this institution at Fargo.

Of this grant, 129,999.98 acres have been selected.

INVESTMENTS—		
Bonds—Federal		$ 488,031.60
Municipal		193,179.00
Farm Loans:		
Open Loans—Acres 3,526.15—Principal		21,400.00
Taxes and Fees Advanced		.00
Foreclosed Loans and Deeds:		
Acres 30,799.23—Principal		285,891.16
Taxes and Fees Advanced		44,502.69
Acquired Land Sold on Contract:		
Acres 26,406.03—Principal		173,681.98
Taxes and Fees Advanced		2,441.08
Grant Land Sold on Contract:		
Acres 4,529.69—Active Contracts		59,665.60
Acres 17,985.77—Cancelled Contracts		261,576.14
Unsold Grant Land:		
Acres 20,882.31		
Cash balance on hand, June 30, 1946		58,447.27

SCHOOL FOR THE BLIND
Bathgate

Under Section 17 of the Enabling Act there was granted 170,000 acres for educational and charitable purposes to be determined by the State Legislature; 30,025.76 acres of this grant has been apportioned to and selected by the State for the benefit of the Blind School at Bathgate.

INVESTMENTS—		
Bonds—Federal		$ 158,504.86
Municipal		1,800.00
Farm Loans:		
Open Loans—Acres .00—Principal		.00
Taxes and Fees Advanced		.00
Foreclosed Loans and Deeds:		
Acres 5,194.45—Principal		49,428.55
Taxes and Fees Advanced		4,642.40
Acquired Land Sold on Contract:		
Acres 5,561.32—Principal		38,269.42
Taxes and Fees Advanced		715.36
Grant Land Sold on Contract:		
Acres 565.30—Active Contracts		4,184.40
Acres 4,279.17—Cancelled Contracts		53,855.17
Unsold Grant Land:		
Acres 7,477.01		5,544.52
Cash balance on hand, June 30, 1946		

CAPITOL BUILDING

Bismarck

Under Section 12 of the Enabling Act admitting the State, there was granted fifty sections, or 32,000 acres, and under Section 17 of the same act 50,000 acres for public buildings at the Capitol of the State, making 82,000 acres for the Capitol Building. However, there was an over selection of 326.14 acres for this State Institution, making a total selection of 82,326.14 acres.

INVESTMENTS—			
Acquired Land Sold on Contract:			
Acres	1,231.90	—Principal	$ 8,184.13
Taxes and Fees Advanced			112.65
Foreclosed Loans and Deeds:			
Acres	2,006.30	—Principal	15,650.00
Taxes and Fees Advanced			5,910.16
Grant Land Sold on Contract:			
Acres	1,670.00	—Active Contracts	17,894.40
Acres	6,788.76	—Cancelled Contracts	77,292.92
Unsold Grant Land:			
Acres	24,158.54		
Cash balance on hand, June 30, 1946			62,183.75

SCHOOL FOR THE DEAF

Devils Lake

Under Section 17 of the Enabling Act admitting the State, there was granted 40,000 acres for the Deaf School. Of this grant 39,966.53 acres have been selected by the State, for this institution at Devils Lake.

INVESTMENTS—			
Bonds—Federal			$ 217,512.15
Municipal			24,150.00
Farm Loans:			
Open Loans—Acres	640.00	—Principal	4,000.00
Taxes and Fees Advanced			.00
Foreclosed Loans and Deeds:			
Acres	7,069.63	—Principal	61,979.47
Taxes and Fees Advanced			6,779.85
Acquired Land Sold on Contract:			
Acres	7,157.77	—Principal	39,542.70
Taxes and Fees Advanced			58.48
Grant Land Sold on Contract:			
Acres	869.53	—Active Contracts	11,336.60
Acres	4,969.10	—Cancelled Contracts	74,483.36
Unsold Grant Land:			
Acres	8,772.40		
Cash balance on hand, June 30, 1946			9,483.24

HOSPITAL FOR THE INSANE
Jamestown

Under Section 17 of the Enabling Act admitting the State, there was granted for educational and charitable institutions, 170,000 acres to be apportioned as the legislature should determine. Of this grant 20,000.98 acres has been selected for the Hospital for the Insane at Jamestown.

INVESTMENTS—			
Bonds—Federal			$ 117,012.15
Municipal			8,200.00
Farm Loans:			
Open Loans—Acres	480.00	—Principal	4,000.00
Taxes and Fees Advanced			.00
Foreclosed Loans and Deeds:			
Acres	2,366.90	—Principal	21,500.00
Taxes and Fees Advanced			3,572.75
Acquired Land Sold on Contract:			
Acres	3,563.00	—Principal	23,254.42
Taxes and Fees Advanced			151.63
Grant Land Sold on Contract:			
Acres	788.07	—Active Contracts	10,161.68
Acres	1,929.35	—Cancelled Contracts	32,002.04
Unsold Grant Land:			
Acres	4,456.10		
Cash balance on hand, June 30, 1946			6,432.23

NORMAL-INDUSTRIAL SCHOOL
Ellendale

Under Section 17 of the Enabling Act admitting the State, there was granted for Education purposes 170,000 acres of which 40,000 acres have been apportioned and 39,997.24 acres have been selected by the State for the benefits of the Industrial School at Ellendale.

INVESTMENTS—			
Bonds—Federal			$ 210,012.15
Municipal			3,400.00
Farm Loans:			
Open Loans—Acres	477.00	—Principal	3,658.40
Taxes and Fees Advanced			4.00
Foreclosed Loans:			
Acres	10,577.70	—Principal	93,801.67
Taxes and Fees Advanced			13,595.52
Acquired Land Sold on Contract:			
Acres	8,860.21	—Principal	47,148.18
Taxes and Fees Advanced			172.18
Grant Land Sold on Contract:			
Acres	608.42	—Active Contracts	7,692.80
Acres	4,014.83	—Cancelled Contracts	52,387.54
Unsold Grant Land:			
Acres	8,401.57		
Cash balance on hand, June 30, 1946			9,393.17

NORMAL SCHOOLS

Valley City—Mayville

Under Section 17 of the Enabling Act admitting the State, there was granted for the State Normal Schools 80,000 acres. The Legislature of the State has apportioned 30,000 acres of this grant to the Mayville Normal and 50,000 of this grant to the Valley City Normal. In the selection of these lands, however, no division was made, but the full 80,000 taken for Normal Schools, and in the division of receipts for such lands five-eighths is given to the Valley City institution and three-eighths to Mayville, being the proportion to which each is entitled according to the area of the grants to each. There was, however, an over-selection of 5.90 acres, making the total acres selected for the above Normal Schools 80,005.90.

INVESTMENTS—Mayville Normal			
Bonds—Federal			$ 173,013.61
Municipal			1,200.00
Farm Loans:			
Open Loans—Acres	480.00	—Principal	5,500.00
Taxes and Fees Advanced			.00
Foreclosed Loans:			
Acres	6,594.55	—Principal	50,839.01
Taxes and Fees Advanced			7,529.73
Acquired Land Sold on Contract:			
Acres	7,120.46	—Principal	45,109.30
Taxes and Fees Advanced			118.45
Cash balance on hand, June 30, 1946			10,732.91
INVESTMENTS—Valley City Normal			
Bonds—Federal			$ 313,512.15
Municipal			37,250.00
Farm Loans:			
Open Loans—Acres	1,870.91	—Principal	12,100.00
Taxes and Fees Advanced			.00
Foreclosed Loans:			
Acres	7,601.56	—Principal	67,394.45
Taxes and Fees Advanced			12,334.81
Acquired Land Sold on Contract:			
Acres	4,971.16	—Principal	33,133.48
Taxes and Fees Advanced			.00
Cash balance on hand, June 30, 1946			13,164.26
Grant Land Sold on Contract:			
Valley City 5/8—Mayville 3/8			
Acres	1,962.50	—Active Contracts	25,796.12
Acres	9,920.54	—Cancelled Contracts	140,681.46
Unsold Grant Land:			
Valley City 5/8—Mayville 3/8			
Acres	13,238.47		

STATE TRAINING SCHOOL

Mandan

Under Section 17 of the Enabling Act admitting the State, there was granted by Congress to the State Training School, 40,000 acres. An over selection of 24.94 acres was made, making the total acres selected for this institution at Mandan, 40,024.94 acres.

INVESTMENTS—			
Bonds—Federal			$ 201,013.12
Municipal			14,900.00
Farm Loans:			
Open Loans—Acres	320.00	—Principal	2,900.00
Taxes and Fees Advanced			303.88
Foreclosed Loans:			
Acres	11,449.00	—Principal	93,293.95
Taxes and Fees Advanced			11,692.81
Acquired Land Sold on Contract:			
Acres	7,891.91	—Principal	50,659.18
Taxes and Fees Advanced			135.79
Grant Land Sold on Contract:			
Acres	2,234.64	—Active Contracts	27,353.67
Acres	4,852.89	—Cancelled Contracts	72,489.81
Unsold Grant Land:			
Acres	7,452.15		
Cash balance on hand, June 30, 1946			11,424.44

SCHOOL OF SCIENCE

Wahpeton

Of the 170,000 acres granted to the State under Section 17 of the Enabling Act for educational and charitable purposes, 40,000 acres have been given by the State Legislature to the Scientific School at Wahpeton and of which 39,997.16 acres have been selected.

INVESTMENTS—			
Bonds—Federal			$ 207,006.81
Municipal			17,800.00
Farm Loans:			
Open Loans—Acres	836.59	—Principal	5,160.00
Taxes and Fees Advanced			.00
Foreclosed Loans:			
Acres	10,419.72	—Principal	96,736.65
Taxes and Fees Advanced			15,545.82
Acquired Land Sold on Contract:			
Acres	4,830.36	—Principal	26,848.12
Taxes and Fees Advanced			174.78
Grant Land Sold on Contract:			
Acres	730.98	—Active Contracts	6,675.36
Acres	5,399.64	—Cancelled Contracts	75,803.64
Unsold Grant Land:			
Acres	7,033.38		
Cash balance on hand, June 30, 1946			10,747.86

SCHOOL OF MINES
Grand Forks

Under Section 17 of the Enabling Act admitting the State, there was granted for the School of Mines, 40,000 acres. There was an over-selection of 3.51 acres by the State, making a total of 40,003.51 acres for this Institution, which is located at Grand Forks in connection with the University.

INVESTMENTS—			
Bonds—Federal			$ 195,507.78
Municipal			8,773.44
Farm Loans:			
Open Loans—Acres	987.28	—Principal	6,700.00
Taxes and Fees Advanced			.00
Foreclosed Loans:			
Acres	10,970.25	—Principal	91,401.17
Taxes and Fees Advanced			10,907.45
Acquired Land Sold on Contract:			
Acres	7,757.17	—Principal	51,883.58
Taxes and Fees Advanced			.00
Grant Land Sold on Contract:			
Acres	1,559.66	—Active Contracts	12,669.20
Acres	4,427.94	—Cancelled Contracts	66,932.32
Unsold Grant Land:			
Acres	8,361.73		
Cash balance on hand, June 30, 1946			12,557.93

SOLDIERS HOME
Lisbon

Of the 170,000 acres granted by Section 17 of the Enabling Act for educational and charitable purposes, the State Legislature apportioned 40,000 acres to the Soldiers Home at Lisbon, and 39,972.36 acres of this grant has been selected.

INVESTMENTS—			
Bonds—Federal			$ 281,009.72
Municipal			43,200.00
Farm Loans:			
Open Loans—Acres	.00	—Principal	.00
Taxes and Fees Advanced			.00
Foreclosed Loans and Deeds:			
Acres	3,108.57	—Principal	29,089.00
Taxes and Fees Advanced			6,129.89
Acquired Land Sold on Contract:			
Acres	1,794.42	—Principal	12,586.25
Taxes and Fees Advanced			212.19
Grant Land Sold on Contract:			
Acres	2,705.39	—Active Contracts	25,313.40
Acres	5,430.13	—Cancelled Contracts	78,492.40
Unsold Grant Land:			
Acres	7,283.43		
Cash balance on hand, June 30, 1946			10,698.50

UNIVERSITY

Grand Forks

Under Section 14 of the Enabling Act admitting the State, there was granted seventy-two sections, or 46,080 acres, and under Section 17 of said Act, 40,000 acres, making a total of 86,080 acres for the State University. Of this grant, 86,066 acres have been selected by the State for this Institution at Grand Forks.

INVESTMENTS—			
Bonds—Federal			$ 448,024.30
Municipal			48,000.00
Farm Loans:			
Open Loans—Acres	2,630.00	—Principal	11,200.00
Taxes and Fees Advanced			.00
Foreclosed Loans and Deeds:			
Acres	15,525.25	—Principal	159,182.08
Taxes and Fees Advanced			21,726.63
Acquired Land Sold on Contract:			
Acres	15,493.82	—Principal	101,094.38
Taxes and Fees Advanced			421.53
Grant Land Sold on Contract:			
Acres	2,283.12	—Active Contracts	23,590.34
Acres	11,097.82	—Cancelled Contracts	159,114.52
Unsold Grant Land:			
Acres	15,725.57		30,193.46
Cash balance on hand, June 30, 1946			

SUMMARY OF INVESTMENTS

June 30, 1946

Bonds—Federal			$13,210,209.01
Municipal			1,814,143.56
State			1,600,000.00
Farm Loans:			
Open Loans—Acres	152,435.28	—Principal	827,745.50
Taxes and Fees Advanced			601.56
Foreclosed Loans and Deeds:			
Acres	367,371.44	—Principal	3,320,808.85
Taxes and Fees Advanced			455,366.98
Acquired Land Sold on Contract:			
Acres	345,433.22	—Principal	2,205,903.33
Taxes and Fees Advanced			16,989.31
Grant Land Sold on Contract:			
Acres	110,931.99	—Active Contracts	1,564,861.90
Acres	260,386.25	—Cancelled Contracts	3,663,395.48
Unsold Grant Land;			
Acres	1,423,045.02		1,109,810.01
Cash balance on hand, June 30, 1946			

SUMMARY OF AND A COMPARATIVE STATEMENT OF BUSINESS DONE AND THE CONDITION OF STATE LAND DEPARTMENT FOR BIENNIUMS ENDING:

INVESTMENTS	June 30, 1942		June 30, 1944		June 30, 1946	
Bonds		$10,771.046.67		$12,277,425.52		$16,624,352.57
	Acres		Acres		Acres	
Open Loans	400,790.29	2,635,309.02	246,054.64	1,390,866.34	152,435.28	827,745.50
Costs & Taxes		10,064.71		4,719.72		601.56
Foreclosed Loans and Deeds	758,773.45	7,046,623.81	556,321.01	5,098,872.05	367,371.44	3,320,808.85
Taxes and Fees		786,014.58		653,038.20		455,366.93
Acquired Land Sold on Contract	116,354.11	890,080.38	256,651.31	1,814,540.99	345,433.22	2,205,903.33
Taxes and Costs				21,427.56		16,989.31
Grant Land Sold on Contract	61,662.05	409,984.57	59,172.01	632,160.04	110,931.99	1,564,861.90
Cancelled Grant Land Contracts	368,461.42	5,267,925.39	332,788.87	4,722,703.40	260,386.25	3,663,395.48
Grant Land Unsold	1,476,290.05		1,476,670.84		1,423,045.02	
		Earnings				
Rentals		$ 1,185,678.54		$ 1,043,578.81		$ 1,194,769.69
Interest		1,210,353.20		1,414,536.66		1,358,878.39
Miscellaneous		40,416.90		34,511.46		18,138.77
Totals		$ 2,436,448.64		$ 2,492,626.93		$ 2,571,786.85
		Foreclosed Loans & Cancelled Contracts				
	1,127,234.87	$12,314,549.20	889,109.88	$ 9,821,575.45	627,757.69	$ 6,984,204.33
		Total Acreage Held by State Land Department				
Foreclosed Loans					367,371.44	
Cancelled Contracts					260,386.25	
Grant Land (Never been sold)					1,423,045.02	
					2,050,802.71	

Reserve Fund	
In Hands of State Treasurer	$ 483,543.78
Reserve on open contracts contingent on payment of said contract	1,439,293.14
Toal Reserve Fund	$ 1,922,836.92

The above will eventually be credited to the permanent funds.

Twenty-Eighth Biennial Report

OF THE

Commissioner of University and School Lands

State of North Dakota

FOR THE PERIOD BEGINNING JULY 1, 1946
AND ENDING JUNE 30, 1948

Twenty-Eighth Biennial Report

OF THE

Commissioner of University and School Lands

State of North Dakota

FOR THE PERIOD BEGINNING JULY 1, 1946
AND ENDING JUNE 30, 1948

The Governing Body created by Section 156 of Article IX of the Constitution of the State of North Dakota, and consisting of the following officers:

HON. FRED G. AANDAHL, President.....Governor
THOMAS HALL, Vice President.....Secretary of State
BERTA E. BAKER.....State Auditor
NELS G. JOHNSON.....Attorney General
G. B. NORDRUM.....Superintendent of Public Instruction
JOHN O. LYNGSTAD.....
Secretary-Commissioner of University and School Lands

Buy "Dakota Maid" Flour

1-66317

LETTER OF TRANSMITTAL

Bismarck, North Dakota
July 1, 1948

To His Excellency, Fred G. Aandahl
Governor of North Dakota,
Bismarck, North Dakota.

Sir:

In accordance with Chapter 15-02 Revised Code of 1943, I have the honor to submit herewith the biennial report of the State Land Department for the period beginning July 1, 1946 and ending June 30, 1948.

JOHN O. LYNGSTAD,
Land Commissioner

OFFICE FORCE

John O. Lyngstad	Land Commissioner
John H. Bowers	Office Deputy
Edw. W. Herbert	Leasing Department Manager
Spara Christenson	Cashier
Albert Schultes	Assistant Cashier
Josephine Efteland	Bond & Mortgage Clerk
Leola Ochsner	Secretary
Ina L. Peterson	Acreage Clerk
Eleanor Oeder	Secretary
Emma L. Peightal	Contract Clerk
Elizabeth Rose	Secretary-Stenographer
Margaret D. Pederson	Sales Clerk
Olive C. Oseth	Title Clerk

Fieldmen

R. H. Bechtold	Fieldman
Joe H. LePire	Fieldman
I. J. Homelvig	Fieldman
E. O. Burtness	Fieldman
Iver Ytreeide	Fieldman
F. J. Herman	Fieldman

Department Attorney

C. E. Brace	Assistant Attorney General

CASH BALANCE IN HANDS OF STATE TREASURER IN THE PERMANENT FUND FOR THE COMMON SCHOOLS AND ALL LAND GRANT INSTITUTIONS ON JUNE 30, 1948

Common Schools	$567,194.90
Agricultural College	51,621.82
School for Blind	5,723.25
Capitol Building	40,754.78
School for Deaf	9,934.79
Insane Hospital	3,911.10
Normal and Industrial School	4,892.51
Valley City Normal	7,344.89
Mayville Normal	4,768.95
State Training School	10,916.75
School of Science	8,675.00
School of Mines	7,780.89
Soldiers Home	5,502.87
University	25,307.58
Total	$754,330.08

*RESERVE FUND

Balance in Hands of State Treasurer June 30, 1948

Common Schools	$ 464,700.31
Agricultural College	37,197.69
School for Blind	3,036.17
Capitol Building	3,187.04
School for Deaf	24,600.59
Insane Hospital	12,856.14
Normal and Industrial School	17,453.76
Valley City Normal	13,419.00
Mayville Normal	15,932.53
State Training School	14,580.55
School of Science	6,576.09
School of Mines	7,598.09
Soldiers Home	2,207.38
University	40,102.02
Total	$ 663,447.36
Reserve on open contracts contingent upon payment of said contracts	1,841,781.13
TOTAL RESERVE FUND	$2,505,228.49

The above will evenutally be credited to the Permanent Fund.

*Excess of Sale price over amount of investment in Sale of Acquired Land

LAND SELECTIONS AND DISTRIBUTION
Original Grant Land

	Acres Selected	Acres Sold	Portion Unsold as of June 30, 1948
Common School	2,523,383.78	1,518,773.85	1,004,609.93
Agricultural College	129,999.98	112,134.81	17,865.17
School for Blind	30,025.76	23,819.46	6,206.30
Capitol Building	82,326.14	60,958.80	21,367.34
School for Deaf	39,966.53	32,864.22	7,102.31
Hospital for Insane	20,000.98	15,984.88	4,016.10
Normal-Industrial School	39,997.24	32,869.79	7,127.45
Normal Schools—Valley City 5/8, Mayville 3/8	80,005.90	68,456.02	11,549.88
Training School	40,024.94	32,706.42	7,318.52
School of Science	39,997.16	34,278.96	5,718.20
School of Mines	40,003.51	33,200.42	6,803.09
Soldiers Home	39,972.36	33,360.76	6,611.60
University	86,066.00	72,092.37	13,973.63
TOTAL ACRES	3,191,770.28	2,071,500.76	1,120,269.52

At the time the State of North Dakota was admitted to the Union, the above acreage was granted to the State of North Dakota by the Federal Government to be handled in trust for the Common Schools and other land grant institutions under Article IX of the Constitution of the State of North Dakota, creating the State Land Department of this State.

SUMMARY OF COLLECTIONS

Interest and Income Collections from July 1, 1946 to June 30, 1948

	Interest on Contracts	Rentals	Bond Interest	Interest on Mortgages & X-Contracts	Oil & Gas Leases & Misc.	Totals
Common School	$ 256,773.38	$ 706,065.97	$ 794,393.16	$ 236,710.04	$ 4,558.93	$1,998,501.48
Agricultural College	9,193.28	43,183.07	42,605.74	22,699.69	.....	117,681.78
School for Blind	3,350.43	10,904.71	8,737.05	5,519.38	.....	28,511.57
Capitol Building	5,663.49	14,614.57	3,591.17	466.80	.....	24,336.03
School for Deaf	2,559.95	12,651.85	13,073.95	4,376.24	.....	32,661.99
Hospital for Insane	778.30	4,264.32	7,124.21	2,217.32	.....	14,384.15
Industrial School	4,167.05	14,259.28	11,966.92	5,177.23	10.00	35,580.48
Valley City Normal	2,189.72	11,640.57	20,153.92	4,715.90	.....	38,700.11
Mayville Normal	1,394.12	8,663.03	9,582.34	4,591.72	.....	24,231.21
Training School	8,705.88	14,880.40	12,615.28	5,443.19	.....	41,644.75
School of Science	6,674.97	12,315.11	12,623.10	3,153.41	.....	34,766.59
School of Mines	5,275.52	13,672.15	12,172.12	8,840.71	79.79	40,040.29
Soldiers Home	6,843.71	8,538.73	18,096.91	3,033.09	.....	36,512.44
University	3,714.71	30,460.65	28,986.28	15,093.33	77.01	78,331.98
TOTAL	$ 317,284.51	$ 906,114.41	$ 995,722.15	$ 322,038.05	$ 4,725.73	$2,545,884.85

SUMMARY OF COLLECTIONS

Land Sales, Mortgages, Bonds and Coal Royalty Involving the Permanent Funds From July 1, 1946 to June 30, 1948

	Land Sold on Contract	Sites, Right of Way, etc.	Bonds	Farm Loans and X-Contracts	Taxes, Cost & Misc.	Royalty Coal-Gravel	Total
Common School	$3,015,295.72	$18,539.11	$ 695,437.87	$1,524,105.49	$ 303,618.89	$ *12,516.24	$5,569,513.32
Agricul. College	105,383.92	.....	55,440.65	144,261.86	46,943.77	.....	352,030.20
School for Blind	32,275.60	.....	424.65	17,140.51	5,357.76	.....	55,198.52
Capitol Building	70,597.14	.....	170.83	6,198.12	51,775.77	.....	128,741.86
School for Deaf	35,145.94	.....	16,197.78	40,305.13	6,838.33	.....	98,487.18
Hospital for Insane	12,229.16	.....	2,831.94	18,713.18	3,724.38	.....	37,498.66
Industrial School	21,258.08	.....	1,447.08	37,057.41	13,821.70	.....	73,584.27
Valley City Normal	31,883.31	.....	8,000.11	38,000.36	12,334.81	.....	90,218.59
Mayville Normal	19,179.60	.....	439.31	36,794.40	7,648.43	.....	64,061.74
Training School	19,806.67	.....	3,352.02	54,240.04	12,132.48	.....	89,531.21
School of Science	29,284.13	.....	3,927.85	27,015.85	15,720.35	.....	75,948.18
School of Mines	25,400.18	.....	2,857.20	58,110.01	10,907.45	.....	97,274.84
Soldiers Home	32,774.67	.....	13,835.42	6,749.04	6,470.94	.....	59,830.07
University	54,343.77	13.00	15,197.23	88,490.39	22,142.66	.....	180,187.05
TOTAL	$3,504,857.89	$18,552.11	$ 819,559.94	$2,097,181.79	$ 519,437.72	$ 12,516.24	$6,972,105.69

*Includes $711.32 from slot machines and punch boards.

COLLECTIONS DISTRIBUTED TO INSTITUTIONAL FUNDS
From July 1, 1946 to June 30, 1948

Land Contracts Collected		$3,504,857.89
Sale of Sites, Right of Ways, etc.		18,552.11
Bond Collections		819,559.94
Farm Loans and X-Contracts		2,097,181.79
Taxes, Cost and Miscellaneous		519,437.72
Royalty—Coal, Gravel, Clay		11,804.92
Slot Machines and Punch Boards		711.32
Credited to Permanent Fund		$ 6,972,105.69
Interest on Land Contracts	$ 317,284.51	
Rentals	906,114.41	
Interest on Bonds	995,722.15	
Interest on Mortgages and X-Contracts	322,038.05	
Oil and Gas Leases and Miscellaneous	4,725.73	
Apportioned to Common Schools and Institutions		$ 2,545,884.85
Fees—Patent, Deed, etc.	$ 17,384.24	
Contingent	37,603.11	
Reserve Fund	542,526.64	
		$ 597,513.99
Grand Total, Collections		$10,115,504.53

BONDS HELD BY STATE LAND DEPARTMENT
June 30, 1948

	State Obligations	Municipal	Federal	Totals
Common Schools	$1,600,000.00	$ 1,186,204.87	$15,553,662.70	$18,339,867.57
Agricultural College	.....	161,600.00	823,000.00	984,600.00
School for Blind	.....	1,400.00	213,500.00	214,900.00
School for Deaf	.....	8,000.00	315,500.00	323,500.00
Hospital for Insane	.....	6,400.00	157,000.00	163,400.00
Industrial School	.....	2,000.00	288,000.00	290,000.00
Valley City Normal	.....	29,300.00	409,500.00	438,800.00
Mayville Normal	.....	800.00	243,000.00	243,800.00
State Training School	.....	11,600.00	291,000.00	302,600.00
School of Science	.....	13,900.00	285,000.00	298,900.00
School of Mines	.....	5,975.90	297,500.00	303,475.90
Soldiers Home	.....	29,400.00	346,000.00	375,400.00
University	.....	32,900.00	633,000.00	665,900.00
Capitol Building	.....	.....	150,000.00	150,000.00
TOTALS	$1,600,000.00	$ 1,489,480.77	$20,005,662.70	$23,095,143.47

FARM LOAN INVESTMENTS BY FUNDS

Farm Loans Held by the State June 30, 1948 as an Investment of the Permanent Funds

	Open Farm Loans	Acquired Land Sold on Contract	Foreclosed Loans and Deeds	Total
	Principal	Principal	Principal	
Common Schools	$ 462,743.40	$ 1,559,918.13	$ 1,000,689.98	$ 3,023,351.51
Agricultural College	15,400.00	179,105.12	142,206.16	336,711.28
School for Blind	.....	44,606.19	25,951.27	70,557.46
Capitol Building	.....	10,875.80	10,397.61	21,273.41
School for Deaf	.....	35,497.04	29,720.00	65,217.04
Hospital for Insane	.....	19,241.24	9,800.00	29,041.24
Normal-Industrial School	2,180.00	55,243.84	50,127.00	107,550.84
Valley City Normal	7,300.00	45,817.57	21,510.00	74,627.57
Mayville Normal	2,500.00	45,853.91	16,300.00	64,653.91
Training School	2,900.00	56,960.92	32,752.17	92,613.09
School of Science	4,110.00	49,849.98	47,768.94	101,728.92
School of Mines	.....	47,321.32	44,553.42	91,874.74
Soldiers Home	.....	14,210.52	20,715.69	34,926.21
University	7,500.00	105,484.61	70,001.46	182,986.07
TOTAL	$ 504,633.40	$ 2,269,986.19	$ 1,522,493.70	$ 4,297,113.29

FARM LOANS, FORECLOSED LOANS AND DEEDS, ACREAGE INVOLVED

	Open Loans		Acquired Land Sold on Contract		Foreclosed Loans and Deeds	
	Acres	No. of Loans	Acres	No. of Contracts	Acres	No. of Loans
Common Schools	92,890.64	279	280,562.91	1202	118,239.75	556
Agricultural College	2,726.15	8	29,810.83	127	15,983.00	74
School for Blind	.....	.....	7,219.44	30	2,900.47	11
Capitol Building	.....	.....	1,594.57	7	968.05	6
School for Deaf	.....	.....	7,210.57	29	3,651.70	20
Hospital for Insane	.....	.....	3,435.69	20	1,099.92	6
Industrial School	317.00	2	9,782.91	42	6,213.67	25
Valley City Normal	1,394.91	3	8,364.22	38	2,536.46	15
Mayville Normal	320.03	2	8,657.40	39	2,230.57	12
Training School	320.00	2	11,198.26	50	4,582.51	23
School of Science	600.00	3	7,349.96	35	6,114.62	30
School of Mines	.....	.....	8,546.52	41	5,845.60	28
Soldiers Home	.....	.....	1,907.90	11	2,229.09	9
University	2,070.00	4	15,814.05	77	8,334.57	38
TOTAL	100,638.73	303	401,455.23	1748	180,929.98	853

GRANT LAND SOLD ON CONTRACT

The Amount of Land Contracts Held by the State June 30, 1948, of the Common Schools and All Land Grant Institutions

	Contracts Active	Contracts Cancelled	Total
Common Schools	$4,070,592.00	$1,476,451.35	$5,547,043.35
Agricultural College	130,771.00	176,258.27	307,029.27
School for Blind	31,385.80	27,003.45	58,389.25
Capitol Building	57,243.44	50,228.24	107,471.68
School for Deaf	41,931.66	41,221.40	83,153.06
Hospital for Insane	6,435.90	29,164.06	35,599.96
Industrial School	17,237.20	37,831.48	55,068.68
Normal Schools—Valley City 5/8, Mayville 3/8	67,855.46	95,691.12	163,546.58
Training School	37,983.80	50,501.19	88,484.99
School of Science	26,076.37	51,887.62	77,963.99
School of Mines	28,320.31	50,817.03	79,137.34
Soldiers Home	49,520.25	39,155.55	88,675.80
University	52,768.05	113,680.44	166,448.49
TOTAL	$4,618,121.24	$2,239,891.20	$6,858,012.44

LAND SOLD ON CONTRACT—ACTIVE—CANCELLED—ACREAGE INVOLVED

	Active Contracts		Cancelled Contracts	
	Acres	Number of Contracts	Acres	Number of Contracts
Common School	241,797.21	1564	107,061.42	729
Agricultural College	9,432.31	63	11,821.75	85
School for Blind	2,145.02	16	2,366.05	22
Capitol Building	3,953.26	26	3,973.47	31
School for Deaf	2,823.60	21	2,989.16	29
Hospital for Insane	679.87	5	1,762.33	22
Industrial School	1,451.50	14	2,948.58	34
Normal Schools—Valley City 5/8, Mayville 3/8	4,841.82	38	6,859.32	66
Training School	2,644.51	22	3,464.56	34
School of Science	1,670.65	16	4,063.32	44
School of Mines	2,391.31	21	3,307.79	34
Soldiers Home	3,633.75	27	3,068.65	30
University	4,027.30	31	8,177.88	81
TOTAL	281,492.11	1864	161,864.28	1241

STATEMENT OF LAND GRANT FUNDS IN VARIOUS SUB-DIVISIONS TO JUNE 30, 1948
COMMON SCHOOLS

On admission to the Union, Congress granted to the State of North Dakota, for the support of Common Schools the Sections 16 and 36 in every township in the State, and where these Sections or parts thereof were omitted on account of being embraced in lakes, rivers or having been homesteaded prior to survey, the State was allowed to select land elsewhere, from any public land in the State, an equal area to supply the loss, and such lieu lands are designated as "Indemnity Lands," which are common school lands other than Sections 16 and 36, the proceeds from indemnity lands also to go to the Common School Fund.

INVESTMENTS—		
Bonds—Federal		$15,553,662.70
State		1,600,000.00
Municipal		1,186,204.87
Farm Loans:		
Open Loans—Acres 92,890.64—Principal		462,743.40
Foreclosed Loans and Deeds:		
Acres 118,239.75—Principal		1,000,689.98
Acquired Land Sold on Contract:		
Acres 280,562.91—Principal		1,559,918.13
Grant Land Sold on Contract:		
Acres 241,797.21—Active Contracts		4,070,592.00
Acres 107,061.42—Cancelled Contracts		1,476,451.35
Unsold Grant Land:		
Acres 1,004,609.93		
Cash Balance on hand, Permanent Fund, June 30, 1948		567,194.90
Cash Reserve Fund on hand, June 30, 1948		464,700.31
Reserve Fund Due		1,337,671.66

AGRICULTURAL COLLEGE
Fargo

Under Section 16 of the Enabling Act admitting this State, there was granted 90,000 acres and under Section 17, an additional 40,000 acres for the support of an Agricultural College, making a total of 130,000 acres granted by Congress for this institution at Fargo.

Of this grant, 129,999.98 acres have been selected.

INVESTMENTS—		
Bonds—Federal		$ 823,000.00
Municipal		161,600.00
Farm Loans:		
Open Loans—Acres 2,726.15—Principal		15,400.00
Foreclosed Loans and Deeds:		
Acres 15,983.00—Principal		142,206.16
Acquired Land Sold on Contract:		
Acres 29,810.83—Principal		179,105.12
Grant Land Sold on Contract:		
Acres 9,432.31—Active Contracts		130,771.00
Acres 11,821.75—Cancelled Contracts		176,258.27
Unsold Grant Land:		
Acres 17,865.17		
Cash Balance on hand, Permanent Fund, June 30, 1948		51,621.82
Cash Reserve Fund on hand, June 30, 1948		37,197.69
Reserve Fund Due		133,006.05

SCHOOL FOR THE BLIND
Bathgate

Under Section 17 of the Enabling Act there was granted 170,000 acres for educational and charitable purposes to be determined by the State Legislature; 30,025.76 acres of this grant has been apportioned to and selected by the State for the benefit of the Blind School at Bathgate.

INVESTMENTS—		
Bonds—Federal		$ 213,500.00
Municipal		1,400.00
Farm Loans:		
Open Loans—Acres .00—Principal		.00
Foreclosed Loans and Deeds:		
Acres 2,900.47—Principal		25,951.27
Acquired Land Sold on Contract:		
Acres 7,219.44—Principal		44,606.19
Grant Land Sold on Contract:		
Acres 2,145.02—Active Contracts		31,385.80
Acres 2,366.05—Cancelled Contracts		27,003.45
Unsold Grant Land:		
Acres 6,206.30		
Cash Balance on hand, Permanent Fund, June 30, 1948		5,723.25
Cash Reserve Fund on hand, June 30, 1948		3,036.17
Reserve Fund Due		31,115.91

CAPITOL BUILDING
Bismarck

Under Section 12 of the Enabling Act admitting the State, there was granted fifty sections, or 32,000 acres, and under Section 17 of the same act 50,000 acres for public buildings at the Capitol of the State, making 82,000 acres for the Capitol Building. However, there was an over selection of 326.14 acres for this State Institution, making a total selection of 82,326.14 acres.

INVESTMENTS—		
Bonds—Federal		$ 150,000.00
Acquired Land Sold on Contract:		
Acres	1,594.57—Principal	10,875.80
Foreclosed Loans and Deeds:		
Acres	968.05—Principal	10,397.61
Grant Land Sold on Contract:		
Acres	3,953.26—Active Contracts	57,243.44
Acres	3,973.47—Cancelled Contracts	50,228.24
Unsold Grant Land:		
Acres	21,367.34	
Cash Balance on hand, Permanent Fund, June 30, 1948		40,754.78
Cash Reserve Fund on hand, June 30, 1948		3,187.04
Reserve Fund Due		3,811.20

SCHOOL FOR THE DEAF
Devils Lake

Under Section 17 of the Enabling Act admitting the State, there was granted 40,000 acres for the Deaf School. Of this grant 39,966.53 acres have been selected by the State, for this institution at Devils Lake.

INVESTMENTS—		
Bonds—Federal		$ 315,500.00
Municipal		8,000.00
Farm Loans:		
Open Loans—Acres	.00—Principal	.00
Foreclosed Loans and Deeds:		
Acres	3,651.70—Principal	29,720.00
Acquired Land Sold on Contract:		
Acres	7,210.57—Principal	35,497.04
Grant Land Sold on Contract:		
Acres	2,823.60—Active Contracts	41,931.66
Acres	2,989.16—Cancelled Contracts	41,221.40
Unsold Grant Land:		
Acres	7,102.31	
Cash Balance on hand, Permanent Fund, June 30, 1948		9,934.79
Cash Reserve Fund on hand, June 30, 1948		24,600.59
Reserve Fund Due		36,020.11

HOSPITAL FOR THE INSANE
Jamestown

Under Section 17 of the Enabling Act admitting the State, there was granted for educational and charitable institutions, 170,000 acres to be apportioned as the legislature should determine. Of this grant 20,000.98 acres has been selected for the Hospital for the Insane at Jamestown.

INVESTMENTS—		
Bonds—Federal		$ 157,000.00
Municipal		6,400.00
Farm Loans:		
Open Loans—Acres .00	—Principal	.00
Foreclosed Loans and Deeds:		
Acres 1,099.92	—Principal	9,800.00
Acquired Land Sold on Contract:		
Acres 3,435.69	—Principal	19,241.24
Grant Land Sold on Contract:		
Acres 679.87	—Active Contracts	6,435.90
Acres 1,762.33	—Cancelled Contracts	29,164.06
Unsold Grant Land:		
Acres 4,016.10		
Cash Balance on hand, Permanent Fund, June 30, 1948		3,911.10
Cash Reserve Fund on hand, June 30, 1948		12,856.14
Reserve Fund Due		17,354.52

NORMAL—INDUSTRIAL SCHOOL
Ellendale

Under Section 17 of the Enabling Act admitting the State, there was granted for Education purposes 170,000 acres of which 40,000 acres have been apportioned and 39,997.24 acres have been selected by the State for the benefits of the Industrial School at Ellendale.

INVESTMENTS—		
Bonds—Federal		$ 288,000.00
Municipal		2,000.00
Farm Loans:		
Open Loans—Acres 317.00	—Principal	2,180.00
Foreclosed Loans and Deeds:		
Acres 6,213.67	—Principal	50,127.00
Acquired Land Sold on Contract:		
Acres 9,782.91	—Principal	55,243.84
Grant Land Sold on Contract:		
Acres 1,451.50	—Active Contracts	17,237.20
Acres 2,948.58	—Cancelled Contracts	37,831.48
Unsold Grant Land:		
Acres 7,127.45		
Cash Balance on hand, Permanent Fund, June 30, 1948		4,892.51
Cash Reserve Fund on hand, June 30, 1948		17,453.76
Reserve Fund Due		41,818.00

NORMAL SCHOOLS
Valley City—Mayville

Under Section 17 of the Enabling Act admitting the State, there was granted for the State Normal Schools 80,000 acres. The Legislature of the State has opportioned 30,000 acres of this grant to the Mayville Normal and 50,000 of this grant to the Valley City Normal. In the selection of these lands, however, no division was made, but the full 80,000 taken for Normal Schools, and in the division of receipts for such lands five-eighths is given to the Valley City institution and three-eighths to Mayville, being the proportion to which each is entitled according to the area of the grants to each. There was, however, an over-selection of 5.90 acres, making the total acres selected for the above Normal Schools 80,005.90.

INVESTMENTS—Mayville Normal		
Bonds—Federal		$ 243,000.00
Municipal		800.00
Farm Loans:		
Open Loans—Acres	320.03—Principal	2,500.00
Foreclosed Loans and Deeds:		
Acres	2,230.57—Principal	16,300.00
Acquired Land Sold on Contract:		
Acres	8,657.40—Principal	45,853.91
Cash Balance on hand, Permanent Fund, June 30, 1948		4,768.95
Cash Reserve Fund on hand, June 30, 1948		15,932.53
Reserve Fund Due		37,306.95
INVESTMENTS—Valley City Normal		
Bonds—Federal		$ 409,500.00
Municipal		29,300.00
Farm Loans:		
Open Loans—Acres	1,394.91—Principal	7,300.00
Foreclosed Loans and Deeds:		
Acres	2,536.46—Principal	21,510.00
Acquired Land Sold on Contract:		
Acres	8,364.22—Principal	45,817.57
Cash Balance on hand, Permanent Fund, June 30, 1948		7,344.89
Cash Reserve Fund on hand, June 30, 1948		13,419.00
Reserve Fund Due		42,648.47
Grant Land Sold on Contract:		
Valley City 5/8—Mayville 3/8		
Acres	4,841.82—Active Contracts	67,855.46
Acres	6,859.32—Cancelled Contracts	95,691.12
Unsold Grant Land:		
Valley City 5/8—Mayville 3/8		
Acres	11,549.88	

STATE TRAINING SCHOOL
Mandan

Under Section 17 of the Enabling Act admitting the State, there was granted by Congress to the State Training School, 40,000 acres. An over selection of 24.94 acres was made, making the total acres selected for this institution at Mandan, 40,024.94 acres.

INVESTMENTS—		
Bonds—Federal		$ 291,000.00
Municipal		11,600.00
Farm Loans:		
Open Loans—Acres	320.00—Principal	2,900.00
Foreclosed Loans:		
Acres	4,582.51—Principal	32,752.17
Acquired Land Sold on Contract:		
Acres	11,198.26—Principal	56,960.92
Grant Land Sold on Contract:		
Acres	2,644.51—Active Contracts	37,983.80
Acres	3,464.56—Cancelled Contracts	50,501.19
Unsold Grant Land:		
Acres	7,318.52	
Cash Balance on hand, Permanent Fund, June 30, 1948		10,916.75
Cash Reserve Fund on hand, June 30, 1948		14,580.55
Reserve Fund Due		51,109.28

SCHOOL OF SCIENCE
Wahpeton

Of the 170,000 acres granted to the State under Section 17 of the Enabling Act for educational and charitable purposes, 40,000 acres have been given by the State Legislature to the Scientific School at Wahpeton and of which 39,997.16 acres have been selected.

INVESTMENTS—		
Bonds—Federal		$ 285,000.00
Municipal		13,900.00
Farm Loans:		
Open Loans—Acres	600.00—Principal	4,110.00
Foreclosed Loans and Deeds:		
Acres	6,114.62—Principal	47,768.94
Acquired Land Sold on Contract:		
Acres	7,349.96—Principal	49,849.98
Grant Land Sold on Contract:		
Acres	1,670.65—Active Contracts	26,076.37
Acres	4,063.32—Cancelled Contracts	51,887.62
Unsold Grant Land:		
Acres	5,718.20	
Cash Balance on hand, Permanent Fund, June 30, 1948		8,675.00
Cash Reserve Fund on hand, June 30, 1948		6,576.09
Reserve Fund Due		30,669.71

SCHOOL OF MINES
Grand Forks

Under Section 17 of the Enabling Act admitting the State, there was granted for the School of Mines, 40,000 acres. There was an over-selection of 3.51 acres by the State, making a total of 40,003.51 acres for this Institution, which is located at Grand Forks in connection with the University.

INVESTMENTS—			
Bonds—Federal			$ 297,500.00
Municipal			5,975.90
Farm Loans:			
Open Loans—Acres	.00	—Principal	.00
Foreclosed Loans and Deeds:			
Acres	5,845.60	—Principal	44,553.42
Acquired Land Sold on Contract:			
Acres	8,546.52	—Principal	47,321.32
Grant Land Sold on Contract:			
Acres	2,391.31	—Active Contracts	28,320.31
Acres	3,307.79	—Cancelled Contracts	50,817.03
Unsold Grant Land:			
Acres	6,803.09		
Cash Balance on hand, Permanent Fund, June 30, 1948			7,780.89
Cash Reserve Fund on hand, June 30, 1948			7,598.09
Reserve Fund Due			35,494.26

SOLDIERS HOME
Lisbon

Of the 170,000 acres granted by Section 17 of the Enabling Act for educational and charitable purposes, the State Legislature apportioned 40,000 acres to the Soldiers Home at Lisbon, and 39,972.36 acres of this grant has been selected.

INVESTMENTS—			
Bonds—Federal			$ 346,000.00
Municipal			29,400.00
Farm Loans:			
Open Loans—Acres	.00	—Principal	.00
Foreclosed Loans and Deeds:			
Acres	2,229.09	—Principal	20,715.69
Acquired Land Sold on Contract:			
Acres	1,907.90	—Principal	14,210.52
Grant Land Sold on Contract:			
Acres	3,633.75	—Active Contracts	49,520.25
Acres	3,068.65	—Cancelled Contracts	39,155.55
Unsold Grant Land:			
Acres	6,611.60		
Cash Balance on hand, Permanent Fund, June 30, 1948			5,502.87
Cash Reserve Fund on hand, June 30, 1948			2,207.38
Reserve Fund Due			6,198.32

UNIVERSITY
Grand Forks

Under Section 14 of the Enabling Act admitting the State, there was granted seventy-two sections, or 46,080 acres, and under Section 17 of said Act, 40,000 acres, making a total of 86,080 acres for the State University. Of this grant, 86,066 acres have been selected by the State for this Institution at Grand Forks.

INVESTMENTS—		
Bonds—Federal		$ 633,000.00
Municipal		32,900.00
Farm Loans:		
Open Loans—Acres	2,070.00—Principal	7,500.00
Foreclosed Loans and Deeds:		
Acres	8,334.57—Principal	70,001.46
Acquired Land Sold on Contract:		
Acres	15,814.05—Principal	105,484.61
Grant Land Sold on Contract:		
Acres	4,027.30—Active Contracts	52,768.05
Acres	8,177.88—Cancelled Contracts	113,680.44
Unsold Grant Land:		
Acres	13,973.63	
Cash Balance on hand, Permanent Fund, June 30, 1948		25,307.58
Cash Reserve Fund on hand, June 30, 1948		40,102.02
Reserve Fund Due		60,544.83

SUMMARY OF INVESTMENTS
June 30, 1948

Bonds—Federal		$20,005,662.70
Municipal		1,489,480.77
State		1,600,000.00
Farm Loans:		
Open Loans—Acres	100,638.73—Principal	504,633.40
Foreclosed Loans and Deeds:		
Acres	180,929.98—Principal	1,522,493.70
Acquired Land Sold on Contract:		
Acres	401,455.23—Principal	2,269,986.19
Grant Land Sold on Contract:		
Acres	281,492.11—Active Contracts	4,618,121.24
Acres	161,864.28—Cancelled Contracts	2,239,891.20
Unsold Grant Land:		
Acres	1,120,269.52	
Cash Balance on hand, Permanent Fund, June 30, 1948		754,330.08
Cash Reserve Fund on hand, June 30, 1948		663,447.36
Reserve Fund Due		1,864,769.27

Twenty-Ninth Biennial Report

OF THE

Commissioner of University and School Lands

State of North Dakota

FOR THE PERIOD BEGINNING JULY 1, 1948
AND ENDING JUNE 30, 1950

Twenty-Ninth Biennial Report

OF THE

Commissioner of University and School Lands

State of North Dakota

FOR THE PERIOD BEGINNING JULY 1, 1948
AND ENDING JUNE 30, 1950

The Governing Body created by Section 156 of Article IX of the Constitution of the State of North Dakota, and consisting of the following officers:

HON. FRED G. AANDAHL, President.....Governor
THOMAS HALL, Vice President.....Secretary of State
BERTA E. BAKER.....State Auditor
WALLACE E. WARNER.....Attorney General
G. B. NORDRUM.....Superintendent of Public Instruction
JOHN O. LYNGSTAD.....
Secretary-Commissioner of University and School Lands

Buy "Dakota Maid" Flour

1-71060

LETTER OF TRANSMITTAL

Bismarck, North Dakota

July 1, 1950

To His Excellency, Fred G. Aandahl
Governor of North Dakota
Bismarck, North Dakota

Sir:

In accordance with Chapter 15-02 Revised Code of 1943, I have the honor to submit herewith the biennial report of the State Land Department for the period beginning July 1, 1948, and ending June 30, 1950.

JOHN O. LYNGSTAD
Land Commissioner

OFFICE FORCE

John O. Lyngstad	Land Commissioner
L. H. Miller	Land Sales Department
John H. Bowers	Office Deputy
Spara Christenson	Cashier
Joyce Malmstad	Assistant Cashier
Albert Schultes	Assistant Cashier
Josephine Efteland	Bond & Mortgage Clerk
Eleanor Oeder	Leasing Clerk
Constance Oseth	Secretary-Stenographer
Elona Warner	Bookkeeper
Emma L. Peightal	Contract Clerk
Margaret D. Pederson	Sales Clerk
Elizabeth Gustafson	Stenographer

FIELDMEN

R. H. Bechtold	Harvey, N. Dak.
Joe H. LePire	Osnabrock, N. Dak.
I. J. Homelvig	Amidon, N. Dak.
E. O. Burtness	Walcott, N. Dak.
Iver Ytreeide	Minot, N. Dak.
F. J. Herman	Fargo, N. Dak.

DEPARTMENT ATTORNEY

C. E. Brace	Assistant Attorney General

CASH BALANCE IN HANDS OF STATE TREASURER IN THE PERMANENT FUND FOR THE COMMON SCHOOLS AND ALL LAND GRANT INSTITUTIONS ON JUNE 30, 1950

Common Schools	$1,184,867.41
Agricultural College	49,441.54
School for Blind	2,927.03
Capitol Building	----------
School for Deaf	6,694.03
Insane Hospital	7,180.20
Normal and Industrial School	5,869.41
Valley City Normal	10,085.95
Mayville Normal	5,276.00
State Training School	17,045.03
School of Science	6,854.77
School of Mines	8,540.14
Soldiers Home	10,195.23
University	16,473.53
Total	$1,331,450.27

*RESERVE FUND

Balance in Hands of State Treasurer June 30, 1950

Common Schools	$ 163,387.93
Agricultural School	54,131.14
School for Blind	5,869.25
Capitol Building	1,349.64
School for Deaf	26,569.90
Insane Hospital	13,242.84
Normal and Industrial School	23,627.64
Valley City Normal	19,071.79
Mayville Normal	22,162.02
State Training School	24,385.25
School of Science	7,512.19
School of Mines	10,210.34
Soldiers Home	2,407.38
University	48,960.27
Total	$ 422,887.58
Reserve on open contracts contingent upon payment of said contracts	1,972,700.15
TOTAL RESERVE FUND	$2,395,587.73

The above will eventually be credited to the Permanent Fund.

*Excess of Sale price over amount of investment in Sale of Acquired Land

LAND SELECTIONS AND DISTRIBUTION

Original Grant Land

	Acres Selected	Acres Sold	Portion Unsold as of June 30, 1950
Common School	2,523,383.78	1,547,789.24	975,594.54
Agricultural College	129,999.98	113,793.11	16,206.87
School for Blind	30,025.76	24,379.46	5,646.30
Capitol Building	82,326.14	62,624.58	19,701.56
School for Deaf	39,966.53	34,220.56	5,745.97
Hospital for Insane	20,000.98	16,424.88	3,576.10
Normal-Industrial School	39,997.24	33,709.79	6,287.45
Normal Schools—Valley City 5/8, Mayville 3/8	80,005.90	69,399.82	10,606.08
Training School	40,024.94	33,860.47	6,164.47
School of Science	39,997.16	35,177.56	4,819.60
School of Mines	40,003.51	33,948.18	6,055.33
Soldiers Home	39,972.36	34,078.20	5,894.16
University	86,066.00	73,174.77	12,891.23
TOTAL ACRES	3,191,770.28	2,112,580.62	1,079,189.66

SUMMARY OF COLLECTIONS

Earnings—Interest and Income from July 1, 1948 to June 30, 1950

	Interest on Contracts	Rentals	Bond Interest	Interest on Mortgages & X-Contracts	Oil & Gas Leases & Misc.	Totals
Common School	$355,910.41	$509,267.63	$1,042,864.71	$214,891.75	$189,869.30	$2,312,803.80
Agricultural College	12,341.08	23,698.34	54,260.99	19,336.99	12,858.59	122,495.99
School for Blind	2,737.20	5,638.74	11,396.00	5,102.07	2,125.59	26,999.60
Capitol Building	3,865.54	9,605.65	8,750.00	835.85	4,524.21	27,581.25
School for Deaf	4,078.60	7,723.82	16,828.34	4,090.00	3,261.92	35,982.68
Hospital for Insane	532.72	3,674.81	8,423.00	2,084.85	1,287.55	16,002.93
Industrial School	2,364.08	6,870.53	15,264.33	6,828.49	3,405.15	34,732.58
Valley City Normal	5,367.31	5,799.65	23,196.66	5,378.11	3,810.70	43,552.43
Mayville Normal	3,222.06	3,707.80	12,752.50	4,738.95	2,709.15	27,130.46
Training School	3,480.90	7,362.08	16,405.00	6,361.04	3,412.85	37,021.87
School of Science	3,520.20	6,780.48	15,959.67	6,192.16	3,019.34	35,471.85
School of Mines	3,175.49	8,039.08	16,128.95	4,481.79	4,428.40	36,253.71
Soldiers Home	4,966.19	4,236.78	20,187.02	2,020.63	2,364.20	33,774.82
University	6,321.48	14,404.35	36,221.65	10,645.00	7,074.79	74,667.27
TOTAL	$411,883.26	$616,809.74	$1,298,638.82	$292,987.68	$244,151.74	$2,864,471.24

SUMMARY OF COLLECTIONS

Land Sales, Mortgages, Bonds and Coal Royalty Involving the Permanent Funds from July 1, 1948, to June 30, 1950

	Land Sold on Contract	Land Sold	Bonds	Farm Loans and X-Contracts	Royalty Coal-Gravel	Misc. & Transfer	Total
Common School	$2,374,225.19	*$124,380.80	$1,228,879.82	$ 814,593.05	$27,932.11	**$500,586.82	$5,070,597.79
Agricultural College	74,454.50	3,200.00	55,350.00	74,815.22	.....	.....	207,819.72
School for Blind	10,952.50	.....	400.00	19,851.28	.....	.....	31,203.78
Capitol Building	34,033.90	1,985.30	.....	2,952.15	.....	12,589.90	51,561.25
School for Deaf	15,314.75	3,200.00	1,850.00	10,394.49	.....	.....	30,759.24
Hospital for Insane	3,672.40	2,800.00	1,600.00	5,196.70	.....	.....	13,269.10
Industrial School	12,106.02	2,850.00	800.00	31,220.88	.....	.....	46,976.90
Valley City Normal	16,083.54	2,188.60	11,450.00	16,018.92	.....	.....	45,741.06
Mayville Normal	9,646.32	1,318.00	800.00	19,742.73	.....	.....	31,507.05
Training School	31,710.70	1,986.00	9,700.00	22,731.58	.....	.....	66,128.28
School of Science	20,317.25	2,400.00	7,400.00	17,062.52	.....	.....	47,179.77
School of Mines	20,806.15	2,428.50	1,700.00	23,824.60	.....	.....	48,759.25
Soldiers Home	34,738.50	1,957.40	11,000.00	5,996.46	.....	.....	53,692.36
University	31,473.60	3,257.40	14,400.00	54,914.95	.....	.....	104,045.95
TOTAL	$2,689,535.32	$153,952.00	$1,345,329.82	$1,119,315.53	$27,932.11	$513,176.72	$5,849,241.50

*Sold under Eminent Domain Act

**Transfer $500,000.00 from Reserve Account to Permanent Fund Common Schools

COLLECTIONS DISTRIBUTED TO INSTITUTIONAL FUNDS
From July 1, 1948 to June 30, 1950

Land Contracts Collected		$2,689,535.32
Land Sold		153,952.00
Bond Collections		1,345,329.82
Farm Loans and X-Contracts		1,119,315.53
Miscellaneous and Transfers		513,176.72
Royalty Coal-Gravel		27,932.11
Credited to Permanent Fund		$5,849,241.50
Interest on Land Contracts	$ 411,883.26	
Rentals	616,809.74	
Interest on Bonds	1,298,638.82	
Interest on Mortgages and X-Contracts	292,987.68	
Oil and Gas Leases	244,151.74	
Apportioned to Common Schools and Institutions		$2,864,471.24
Fees—Patents, Deeds, etc.	$ 10,572.05	
Contingent	21,053.89	
Reserve Fund	266,235.05	
		$ 297,860.99
Grand Total, Collections		$9,011,573.73

BONDS HELD BY STATE LAND DEPARTMENT

June 30, 1950

	State Obligations	Municipal	Federal	Totals
Common Schools	$850,000.00	$1,454,528.91	$19,165,082.42	$21,469,611.33
Agricultural School	.....	106,250.00	1,033,000.00	1,139,250.00
School for Blind	.....	1,000.00	247,500.00	248,500.00
School for Deaf	.....	6,150.00	349,500.00	355,650.00
Hospital for Insane	.....	4,800.00	167,000.00	171,800.00
Industrial School	.....	1,200.00	334,000.00	335,200.00
Valley City Normal	.....	17,850.00	452,500.00	470,350.00
Mayville Normal	.....	.....	274,000.00	274,000.00
State Training School	.....	1,900.00	351,000.00	352,900.00
School of Science	.....	6,500.00	334,000.00	340,500.00
School of Mines	.....	4,275.90	345,500.00	349,775.90
Soldiers Home	.....	18,400.00	395,000.00	413,400.00
University	.....	18,500.00	745,000.00	763,500.00
Capitol Building	.....	.....	225,000.00	225,000.00
TOTALS	$850,000.00	$1,641,354.81	$24,418,082.42	$26,909,437.23

FARM LOAN INVESTMENTS BY FUNDS

Farm Loans Held by the State June 30, 1950, as an Investment of the Permanent Funds

	Open Farm Loans	Acquired Land Sold on Contract	Foreclosed Loans and Deeds	Total
	Principal	Principal	Principal	
Common Schools	$381,515.06	$1,335,275.61	$602,860.99	$2,319,651.66
Agricultural College	14,300.00	150,909.09	96,686.97	261,896.06
School for Blind	.....	38,406.18	12,300.00	50,706.18
Capitol Building	.....	10,583.86	4,700.00	15,283.86
School for Deaf	.....	34,002.55	20,820.00	54,822.55
Hospital for Insane	.....	19,044.54	4,800.00	23,844.54
Normal-Industrial School	980.00	48,675.96	26,674.00	76,329.96
Valley City Normal	5,550.00	40,698.65	12,360.00	58,608.65
Mayville Normal	2,500.00	31,711.18	10,700.00	44,911.18
Training School	1,500.00	46,561.97	21,819.54	69,881.51
School of Science	2,774.97	47,921.43	33,970.00	84,666.40
School of Mines	.....	42,600.41	25,449.73	68,050.14
Soldiers Home	.....	12,329.75	16,600.00	28,929.75
University	6,300.00	84,521.12	37,250.00	128,071.12
TOTAL	$415,420.03	$1,943,242.30	$926,991.23	$3,285,653.56

FARM LOANS, FORECLOSED LOANS AND DEEDS, ACREAGE INVOLVED

	Open Loans		Acquired Land Sold on Contract		Foreclosed Loans and Deeds	
	Acres	No. of Loans	Acres	No. of Contracts	Acres	No. of Loans
Common Schools	85,486.86	235	285,727.58	1,239	74,494.22	366
Agricultural College	2,526.15	7	31,185.19	137	10,821.26	50
School for Blind	.....	.....	7,699.44	31	1,620.89	6
Capitol Building	.....	.....	1,762.62	8	640.00	4
School for Deaf	.....	.....	7,805.95	34	2,652.70	14
Hospital for Insane	.....	.....	3,819.45	21	631.16	4
Industrial School	157.00	1	10,915.77	46	3,535.15	15
Valley City Normal	794.91	2	8,644.31	38	1,428.00	9
Mayville Normal	320.03	2	8,419.38	37	1,275.38	7
Training School	160.00	1	11,265.64	49	3,178.00	17
School of Science	600.00	3	8,087.40	39	4,596.99	22
School of Mines	.....	.....	9,420.19	46	3,691.38	20
Soldiers Home	.....	.....	2,227.84	14	1,749.95	6
University	1,750.00	3	15,749.20	82	4,988.29	21
TOTAL	91,794.95	254	412,729.96	1,821	115,303.37	561

GRANT LAND SOLD ON CONTRACT

The Amount of Land Contracts Held by the State June 30, 1950, of the Common Schools and All Land Grant Institutions

	Contracts Active	Contracts Cancelled	Total
Common Schools	$5,192,421.93	$1,057,799.13	$6,250,221.06
Agricultural College	155,350.50	123,417.74	278,768.24
School for Blind	43,821.30	18,087.48	61,908.78
Capitol Building	72,319.54	36,754.52	109,074.06
School for Deaf	61,340.91	35,818.20	97,159.11
Hospital for Insane	12,963.50	23,260.06	36,223.56
Industrial School	36,780.50	27,072.28	63,852.78
Normal Schools—Valley City ⅝, Mayville ⅜	93,280.16	58,696.84	151,977.00
Training School	51,403.10	33,025.61	84,428.71
School of Science	44,133.82	28,759.72	72,893.54
School of Mines	35,254.40	35,760.85	71,015.25
Soldiers Home	55,896.75	18,715.75	74,612.50
University	92,470.45	82,826.47	175,296.92
TOTAL	$5,947,436.86	$1,579,994.65	$7,527,431.51

LAND SOLD ON CONTRACT—ACTIVE—CANCELLED—ACREAGE INVOLVED

	Active Contracts		Cancelled Contracts	
	Acres	Number of Contracts	Acres	Number of Contracts
Common School	319,879.93	2063	76,894.88	526
Agricultural College	11,645.72	77	8,227.78	61
School for Blind	3,307.44	26	1,413.44	13
Capitol Building	4,867.59	33	2,976.26	23
School for Deaf	3,858.35	30	2,548.82	25
Hospital for Insane	1,039.87	8	1,482.33	19
Industrial School	2,687.04	28	2,035.03	23
Normal Schools—Valley City 5/8, Mayville 3/8	6,825.13	53	4,801.73	50
Training School	3,663.94	30	2,308.52	23
School of Science	2,990.63	26	2,624.88	31
School of Mines	3,071.23	26	2,300.06	24
Soldiers Home	4,378.81	33	1,530.51	16
University	6,115.04	46	5,908.78	62
TOTAL	374,330.72	2479	115,053.02	896

STATEMENT OF LAND GRANT FUNDS IN VARIOUS SUB-DIVISIONS TO JUNE 30, 1950
COMMON SCHOOLS

On admission to the Union, Congress granted to the State of North Dakota, for the support of Common Schools the Sections 16 and 36 in every township in the State, and where these Sections or parts thereof were omitted on account of being embraced in lakes, rivers or having been homesteaded prior to survey, the State was allowed to select land elsewhere, from any public land in the State, an equal area to supply the loss, and such lieu lands are designated as "Indemnity Lands," which are common school lands other than Sections 16 and 36, the proceeds from indemnity lands also to go to the Common School Fund.

INVESTMENTS—		
Bonds—		
Federal		$19,165,082.42
State		850,000.00
Municipal		1,454,528.91
Farm Loans:		
Open Loans—Acres	85,486.86—Principal	381,515.06
Foreclosed Loans and Deeds:		
Acres	74,494.22—Principal	602,860.99
Acquired Land Sold on Contract:		
Acres	285,727.58—Principal	1,335,275.61
Grant Land Sold on Contract:		
Acres	319,879.93—Active Contracts	5,192,421.93
Acres	76,894.88—Cancelled Contracts	1,057,799.13
Unsold Grant Land:		
Acres	975,594.54	
Cash Balance on hand, Permanent Fund, June 30, 1950		1,184,867.41
Cash Reserve Fund on hand, June 30, 1950		163,387.93
Reserve Fund Due		1,381,393.89

AGRICULTURAL COLLEGE—Fargo

Under Section 16 of the Enabling Act admitting this State, there was granted 90,000 acres and under Section 17, an additional 40,000 acres for the support of an Agricultural College, making a total of 130,000 acres granted by Congress for this institution at Fargo.

Of this grant, 129,999.98 acres have been selected.

INVESTMENTS—		
Bonds:		
Federal		$1,033,000.00
Municipal		106,250.00
Farm Loans:		
Open Loans—Acres 2,526.15—Principal		14,300.00
Foreclosed Loans and Deeds:		
Acres 10,821.26—Principal		96,686.97
Acquired Land Sold on Contract:		
Acres 31,185.19—Principal		150,909.09
Grant Land Sold on Contract:		
Acres 11,645.72—Active Contracts		155,350.50
Acres 8,227.78—Cancelled Contracts		123,417.74
Unsold Grant Land:		
Acres 16,206.87		
Cash Balance on hand, Permanent Fund, June 30, 1950		49,441.54
Cash Reserve Fund on hand, June 30, 1950		54,131.14
Reserve Fund Due		141,760.89

SCHOOL FOR THE BLIND—Bathgate

Under Section 17 of the Enabling Act there was granted 170,000 acres for educational and charitable purposes to be determined by the State Legislature; 30,025.76 acres of this grant has been apportioned to and selected by the State for the benefit of the Blind School at Bathgate.

INVESTMENTS—		
Bonds:		
Federal		$247,500.00
Municipal		1,000.00
Farm Loans:		
Open Loans—Acres .00—Principal		.00
Foreclosed Loans and Deeds:		
Acres 1,620.89—Principal		12,300.00
Acquired Land Sold on Contract:		
Acres 7,699.44—Principal		38,406.18
Grant Land Sold on Contract:		
Acres 3,307.44—Active Contracts		43,821.30
Acres 1,413.44—Cancelled Contracts		18,087.48
Unsold Grant Land:		
Acres 5,646.30		
Cash Balance on hand, Permanent Fund, June 30, 1950		2,927.03
Cash Reserve Fund on hand, June 30, 1950		5,869.25
Reserve Fund Due		38,764.56

CAPITOL BUILDING
Bismarck

Under Section 12 of the Enabling Act admitting the State, there was granted fifty sections, or 32,000 acres, and under Section 17 of the same act 50,000 acres for public buildings at the Capitol of the State, making 82,000 acres for the Capitol Building. However, there was an over selection of 326.14 acres for this State Institution, making a total selection of 82,326.14 acres.

INVESTMENTS—		
Bonds:		
Federal		$225,000.00
Municipal		.00
Farm Loans:		
Open Loans—Acres	.00—Principal	.00
Foreclosed Loans and Deeds:		
Acres	640.00—Principal	4,700.00
Acquired Land Sold on Contract:		
Acres	1,762.62—Principal	10,583.86
Grant Land Sold on Contract:		
Acres	4,867.59—Active Contracts	72,319.54
Acres	2,976.26—Cancelled Contracts	36,754.52
Unsold Grant Land:		
Acres	19,701.56	
Cash Balance on hand, Permanent Fund, June 30, 1950		.00
Cash Reserve Fund on hand, June 30, 1950		1,349.64
Reserve Fund Due		4,950.99

SCHOOL FOR THE DEAF
Devils Lake

Under Section 17 of the Enabling Act admitting the State, there was granted 40,000 acres for the Deaf School. Of this grant, 39,966.53 acres have been selected by the State, for this institution at Devils Lake.

INVESTMENTS—		
Bonds:		
Federal		$349,500.00
Municipal		6,150.00
Farm Loans:		
Open Loans—Acres	.00—Principal	.00
Foreclosed Loans and Deeds:		
Acres	2,652.70—Principal	20,820.00
Acquired Land Sold on Contract:		
Acres	7,805.95—Principal	34,002.55
Grant Land Sold on Contract:		
Acres	3,858.35—Active Contracts	61,340.91
Acres	2,548.82—Cancelled Contracts	35,818.20
Unsold Grant Land:		
Acres	5,745.97	
Cash Balance on hand, Permanent Fund, June 30, 1950		6,694.03
Cash Reserve Fund on hand, June 30, 1950		26,569.90
Reserve Fund Due		39,486.80

HOSPITAL FOR THE INSANE
Jamestown

Under Section 17 of the Enabling Act admitting the State, there was granted for educational and charitable institutions, 170,000 acres to be apportioned as the legislature should determine. Of this grant, 20,000.98 acres has been selected for the Hospital for the Insane at Jamestown.

INVESTMENTS—		
Bonds:		
Federal		$167,000.00
Municipal		4,800.00
Farm Loans:		
Open Loans—Acres .00	—Principal	.00
Foreclosed Loans and Deeds:		
Acres 631.16	—Principal	4,800.00
Acquired Land Sold on Contract:		
Acres 3,819.45	—Principal	19,044.54
Grant Land Sold on Contract:		
Acres 1,039.87	—Active Contracts	12,963.50
Acres 1,482.33	—Cancelled Contracts	23,260.06
Unsold Grant Land:		
Acres 3,576.10		
Cash Balance on hand, Permanent Fund, June 30, 1950		7,180.20
Cash Reserve Fund on hand, June 30, 1950		13,242.84
Reserve Fund Due		18,367.82

NORMAL-INDUSTRIAL SCHOOL
Ellendale

Under Section 17 of the Enabling Act admitting the State, there was granted for Education purposes 170,000 acres of which 40,000 acres have been apportioned and 39,997.24 acres have been selected by the State for the benefits of the Industrial School at Ellendale.

INVESTMENTS—		
Bonds:		
Federal		$334,000.00
Municipal		1,200.00
Farm Loans:		
Open Loans—Acres 157.00	—Principal	980.00
Foreclosed Loans and Deeds:		
Acres 3,535.15	—Principal	26,674.00
Acquired Land Sold on Contract:		
Acres 10,915.77	—Principal	48,675.96
Grant Land Sold on Contract:		
Acres 2,687.04	—Active Contracts	36,780.50
Acres 2,035.03	—Cancelled Contracts	27,072.28
Unsold Grant Land:		
Acres 6,287.45		
Cash Balance on hand, Permanent Fund, June 30, 1950		5,869.41
Cash Reserve Fund on hand, June 30, 1950		23,627.64
Reserve Fund Due		59,891.12

NORMAL SCHOOLS

Valley City — Mayville

Under Section 17 of the Enabling Act admitting the State, there was granted for the State Normal Schools 80,000 acres. The Legislature of the State has apportioned 30,000 acres of this grant to the Mayville Normal and 50,000 of this grant to the Valley City Normal. In the selection of these lands, however, no division was made, but the full 80,000 taken for Normal Schools, and in the division of receipts for such lands five-eighths is given to the Valley City institution and three-eighths to Mayville, being the proportion to which each is entitled according to the area of the grants to each. There was, however, an over-selection of 5.90 acres, making the total acres selected for the above Normal Schools 80,005.90.

INVESTMENTS—Mayville Normal

Bonds:		
Federal		$274,000.00
Municipal		.00
Farm Loans:		
Open Loans—Acres	320.03—Principal	2,500.00
Foreclosed Loans and Deeds:		
Acres	1,275.38—Principal	10,700.00
Acquired Land Sold on Contract:		
Acres	8,419.38—Principal	31,711.18
Cash Balance on hand, Permanent Fund, June 30, 1950		5,276.00
Cash Reserve Fund on hand, June 30, 1950		22,162.02
Reserve Fund Due		36,312.46

INVESTMENTS—Valley City Normal

Bonds:		
Federal		$452,500.00
Municipal		17,850.00
Farm Loans:		
Open Loans—Acres	794.91—Principal	5,550.00
Foreclosed Loans and Deeds:		
Acres	1,428.00—Principal	12,360.00
Acquired Land Sold on Contract:		
Acres	8,644.31—Principal	40,698.65
Cash Balance on hand, Permanent Fund, June 30, 1950		10,085.95
Cash Reserve Fund on hand, June 30, 1950		19,071.79
Reserve Fund Due		44,995.68
Grand Land Sold on Contract:		
Valley City 5/8, Mayville 3/8		
Acres	6,825.13—Active Contracts	93,280.16
Acres	4,801.73—Cancelled Contracts	58,696.84
Unsold Grant Land:		
Valley City 5/8, Mayville 3/8		
Acres	10,606.08	

STATE TRAINING SCHOOL
Mandan

Under Section 17 of the Enabling Act admitting the State, there was granted by Congress to the State Training School 40,000 acres. An over selection of 24.94 acres was made, making the total acres selected for this institution at Mandan, 40,024.94 acres.

INVESTMENTS—		
Bonds:		
Federal		$351,000.00
Municipal		1,900.00
Farm Loans:		
Open Loans—Acres	160.00—Principal	1,500.00
Foreclosed Loans and Deeds:		
Acres	3,178.00—Principal	21,819.54
Acquired Land Sold on Contract:		
Acres	11,265.64—Principal	46,561.97
Grant Land Sold on Contract:		
Acres	3,663.94—Active Contracts	51,403.10
Acres	2,308.52—Cancelled Contracts	33,025.61
Unsold Grant Land:		
Acres	6,164.47	
Cash Balance on hand, Permanent Fund, June 30, 1950		17,045.03
Cash Reserve Fund on hand, June 30, 1950		24,385.25
Reserve Fund Due		48,778.65

SCHOOL OF SCIENCE
Wahpeton

Of the 170,000 acres granted to the State under Section 17 of the Enabling Act for educational and charitable purposes, 40,000 acres have been given by the State Legislature to the Scientific School at Wahpeton and of which 39,997.16 acres have been selected.

INVESTMENTS—		
Bonds:		
Federal		$334,000.00
Municipal		6,500.00
Farm Loans:		
Open Loans—Acres	600.00—Principal	2,774.97
Foreclosed Loans and Deeds:		
Acres	4,596.99—Principal	33,970.00
Acquired Land Sold on Contract:		
Acres	8,087.40—Principal	47,921.43
Grant Land Sold on Contract:		
Acres	2,990.63—Active Contracts	44,133.82
Acres	2,624.88—Cancelled Contracts	28,759.72
Unsold Grant Land:		
Acres	4,819.60	
Cash Balance on hand, Permanent Fund, June 30, 1950		6,854.77
Cash Reserve Fund on hand, June 30, 1950		7,512.19
Reserve Fund Due		35,679.67

SCHOOL OF MINES
Grand Forks

Under Section 17 of the Enabling Act admitting the State, there was granted for the School of Mines, 40,000 acres. There was an over-selection of 3.51 acres by the State, making a total of 40,003.51 acres for this Institution, which is located at Grand Forks in connection with the University.

INVESTMENTS—			
Bonds:			
Federal			$345,500.00
Municipal			4,275.90
Farm Loans:			
Open Loans—Acres	.00	—Principal	.00
Foreclosed Loans and Deeds:			
Acres	3,691.38	—Principal	25,449.73
Acquired Land Sold on Contract:			
Acres	9,420.19	—Principal	42,600.41
Grant Land Sold on Contract:			
Acres	3,071.23	—Active Contracts	35,254.40
Acres	2,300.06	—Cancelled Contracts	35,760.85
Unsold Grant Land:			
Acres	6,055.33		
Cash Balance on hand, Permanent Fund, June 30, 1950			8,540.14
Cash Reserve Fund on hand, June 30, 1950			10,210.34
Reserve Fund Due			41,915.32

SOLDIERS HOME
Lisbon

Of the 170,000 acres granted by Section 17 of the Enabling Act for educational and charitable purposes, the State Legislature apportioned 40,000 acres to the Soldiers Home at Lisbon, and 39,972.36 acres of this grant has been selected.

INVESTMENTS—			
Bonds:			
Federal			$395,000.00
Municipal			18,400.00
Farm Loans:			
Open Loans—Acres	.00	—Principal	.00
Foreclosed Loans and Deeds:			
Acres	1,749.95	—Principal	16,600.00
Acquired Land Sold on Contract:			
Acres	2,227.84	—Principal	12,329.75
Grant Land Sold on Contract:			
Acres	4,378.81	—Active Contracts	55,896.75
Acres	1,530.51	—Cancelled Contracts	18,715.75
Unsold Grant Land:			
Acres	5,894.16		
Cash Balance on hand, Permanent Fund, June 30, 1950			10,195.23
Cash Reserve Fund on hand, June 30, 1950			2,407.38
Reserve Fund Due			8,207.63

UNIVERSITY

Grand Forks

Under Section 14 of the Enabling Act admitting the State, there was granted seventy-two sections, or 46,080 acres, and under Section 17 of said Act, 40,000 acres, making a total of 86,080 acres for the State University. Of this grant, 86,066 acres have been selected by the State for this Institution at Grand Forks.

INVESTMENTS—		
Bonds:		
Federal		$745,000.00
Municipal		18,500.00
Farm Loans:		
Open Loans—Acres 1,750.00—Principal		6,300.00
Foreclosed Loans and Deeds:		
Acres 4,988.29—Principal		37,250.00
Acquired Land Sold on Contract:		
Acres 15,749.20—Principal		84,521.12
Grant Land Sold on Contract:		
Acres 6,115.04—Active Contracts		92,470.45
Acres 5,908.78—Cancelled Contracts		82,826.47
Unsold Grant Land:		
Acres 12,891.23		
Cash Balance on hand, Permanent Fund, June 30, 1950		16,473.53
Cash Reserve Fund on hand, June 30, 1950		48,960.27
Reserve Fund Due		72,194.67

SUMMARY OF INVESTMENTS

June 30, 1950

Bonds:		
Federal		$24,418,082.42
Municipal		1,641,354.81
State		850,000.00
Farm Loans:		
Open Loans—Acres 91,794.95—Principal		415,420.03
Foreclosed Loans and Deeds:		
Acres 115,303.37—Principal		926,991.23
Acquired Land Sold on Contract:		
Acres 412,729.96—Principal		1,943,242.30
Grant Land Sold on Contract:		
Acres 374,330.72—Active Contracts		5,947,436.86
Acres 115,053.02—Cancelled Contracts		1,579,994.65
Unsold Grant Land:		
Acres 1,079,189.66		
Cash Balance on hand, Permanent Fund, June 30, 1950		1,331,450.27
Cash Reserve Fund on hand, June 30, 1950		422,887.58
Reserve Fund Due		1,972,700.15

Thirtieth Biennial Report

OF THE

Commissioner of University and School Lands

State of North Dakota

FOR THE PERIOD BEGINNING JULY 1, 1950
AND ENDING JUNE 30, 1952

Thirtieth Biennial Report

OF THE

Commissioner of University and School Lands

State of North Dakota

FOR THE PERIOD BEGINNING JULY 1, 1950
AND ENDING JUNE 30, 1952

The Governing Body created by Section 156 of Article IX of the Constitution of the State of North Dakota, and consisting of the following officers:

HON. NORMAN BRUNSDALE, President.....Governor
THOMAS HALL, Vice President.....Secretary of State
BERTA E. BAKER.....State Auditor
E. T. CHRISTIANSON.....Attorney General
M. F. PETERSON.....Superintendent of Public Instruction
JOHN O. LYNGSTAD.....
Secretary-Commissioner of University and School Lands

Buy "Dakota Maid" Flour

1-75622

LETTER OF TRANSMITTAL

Bismarck, North Dakota

July 1, 1952

To His Excellency, Norman Brunsdale
Governor of North Dakota
Bismarck, North Dakota

Sir:

In accordance with Chapter 15-02 Revised Code of 1943, I have the honor to submit herewith the biennial report of the State Land Department for the period beginning July 1, 1950, and ending June 30, 1952.

JOHN O. LYNGSTAD
Land Commissioner

OFFICE FORCE

John O. Lyngstad	Land Commissioner
L. H. Miller	Land Sales Manager
John H. Bowers	Office Deputy
Spara Christenson	Cashier
Joyce Malmstad	Assistant Cashier
Grace Michel	Assistant Cashier
Josephine Efteland	Bond & Mortgage Clerk
Elizabeth Gustafson	Secretary-Stenographer
E. W. Pederson	Leasing Manager
Elona Warner	Bookkeeper
Emma L. Peightal	Contract Clerk
Margaret D. Pederson	Sales Clerk
Alpha Seeger	Oil Lease Clerk

FIELDMEN

R. H. Bechtold	Harvey, N. Dak.
Joe H. LePire	Osnabrock, N. Dak.
I. J. Homelvig	Amidon, N. Dak.
Iver Ytreeide	Minot, N. Dak.
F. J. Herman	Fargo, N. Dak.

DEPARTMENT ATTORNEY

C. E. Brace	Assistant Attorney General

FINANCIAL STATEMENT
June 30, 1952

Bonds — Federal	$27,872,062.50	
State	850,000.00	
Municipal	2,347,458.25	$31,069,520.75
Farm Loans	376,779.23	
Contracts "Acquired Lands"—Our Investment	1,511,287.38	
Reserve A/C—Profit on Acquired Lands	2,031,936.53	
Contracts "Original Grant Lands"	7,637,781.49	$11,557,784.63
Cash Balance—Permanent Fund	752,725.05	
Cash Balance—Reserve Fund	322,393.02	$ 1,075,118.07

ACRES

Foreclosed Loans & Deeds	81,510.22		$ 624,849.86
Cancelled Contracts	83,905.48		1,165,001.45
Unsold Grant Land	957,259.41	Value $10.00 per acre*	9,572,594.10
	1,122,675.11		$55,064,868.86

*Estimated Value

EARNINGS

Collections—Interest and Income from July 1, 1950 to June 30, 1952

	Interest on Contracts	Rentals	Bond Interest	Interest on Mortgages & X-Contracts	Oil & Gas Leases & Misc.	Totals
Common School	$454,184.22	$438,997.64	$1,177,634.24	$217,935.49	$1,166,871.94	$3,455,623.53
Agricultural College	15,453.80	23,667.44	61,506.51	19,603.88	25,170.13	145,401.76
School for Blind	3,870.77	4,521.79	12,681.50	4,398.13	3,842.36	29,314.55
Capitol Building	6,373.26	10,238.24	11,250.00	1,028.68	10,742.52	39,632.70
School for Deaf	5,767.34	7,607.25	18,108.59	4,340.76	10,266.66	46,090.60
State Hospital	1,247.97	2,726.85	8,920.00	2,058.50	2,258.36	17,211.68
Industrial School	5,696.45	5,882.95	17,167.00	5,940.00	8,312.69	42,999.09
Valley City Normal	6,388.36	4,974.90	24,652.32	8,195.03	8,928.40	53,139.01
Mayville Normal	3,840.27	3,043.75	14,321.00	4,530.59	4,008.68	29,744.29
Training School	4,064.94	8,207.20	18,421.10	5,758.86	9,163.76	45,615.86
School of Science	3,438.27	5,879.78	17,555.00	6,961.27	5,260.54	39,094.86
School of Mines	3,698.80	8,254.51	18,041.25	8,443.12	7,220.32	45,658.00
Soldiers Home	4,731.20	2,976.66	21,654.00	1,190.09	7,742.35	38,294.30
University	7,541.90	12,136.22	39,911.47	11,034.24	14,994.46	85,618.29
TOTAL	$526,297.55	$539,115.18	$1,461,823.98	$301,418.64	$1,284,783.17	$4,113,438.52

SUMMARY OF COLLECTIONS

Permanent Funds—From July 1, 1950 to June 30, 1952

	Land Sold on Contract	Land Sold	Bonds	Farm Loan and X-Contracts	Royalty Coal-Gravel & Misc.	Transfer	Royalty Oil & Gas	Total
Common School	$2,044.064.92	$105,152.88	$424,447.76	$592,136.75	$28,091.32	$150,000.00	$4,711.41	$3,348,605.04
Agricultural College	38,412.67	25.20	38,050.00	67,861.26	----------	40,000.00	----------	184,349.13
School for Blind	18,769.71	----------	1,000.00	11,250.36	----------	5,000.00	----------	36,020.07
Capitol Building	37,262.90	210.85	----------	7,192.12	60.00	----------	----------	44,725.87
School for Deaf	14,902.37	----------	7,950.00	14,431.91	----------	20,000.00	----------	57,284.28
State Hospital	8,213.15	----------	1,600.00	6,133.71	----------	10,000.00	----------	25,946.86
Industrial School	15,074.70	----------	200.00	21,399.25	60.00	20,000.00	----------	56,733.95
Valley City Normal	17,454.09	----------	16,250.00	19,365.89	30.00	15,000.00	----------	68,099.98
Mayville Normal	10,472.13	----------	----------	12,312.94	20.00	15,000.00	----------	37,805.07
Training School	19,580.13	34.70	1,200.00	15,961.10	----------	20,000.00	----------	56,775.93
School of Science	16,010.46	165.00	3,500.00	15,121.08	----------	----------	----------	34,796.54
School of Mines	22,148.89	122.70	1,775.90	20,571.98	----------	5,000.00	----------	49,619.47
Soldiers Home	20,363.25	47.68	5,100.00	3,728.06	----------	----------	----------	29,238.99
University	35,033.25	----------	3,100.00	29,670.68	----------	40,000.00	----------	107,803.93
TOTAL	$2,317,762.62	$105,759.01	$504,173.66	$837,137.09	$28,261.32	$340,000.00	$4,711.41	$4,137,805.11

COLLECTIONS DISTRIBUTED TO INSTITUTIONAL FUNDS
From July 1, 1950 to June 30, 1952

Land Contracts	$2,317,762.62	
Land Sold	105,759.01	
Bond Collections	504,173.66	
Farm Loans and X-Contracts	837,137.09	
Royalty Coal-Gravel & Misc.	28,261.32	
Royalty Oil & Gas	4,711.41	
Transfer	340,000.00	
Credited to Permanent Fund		$4,137,805.11
Interest on Land Contracts	$ 526,297.55	
Rentals	539,115.18	
Interest on Bonds	1,461,823.98	
Interest on Mortgages & X-Contracts	301,418.64	
Oil & Gas Leases & Misc.	1,284,783.17	
Apportioned to Common Schools and Institutions		$4,113,438.52
Fees—Patents, Deeds, etc.	$ 10,980.63	
Contingent	18,166.10	
Reserve Fund	240,963.38	
		$ 270,110.11
Total Collections		$8,521,353.74

BONDS HELD BY STATE LAND DEPARTMENT

June 30, 1952

	North Dakota State Bonds	Municipal	Federal	Total
Common Schools	$850,000.00	$2,002,163.57	$22,094,062.50	$24,946,226.07
Agricultural College	.....	195,200.00	1,113,000.00	1,308,200.00
School for Blind	.....	1,825.00	282,500.00	284,325.00
Capitol Building	.....	.....	225,000.00	225,000.00
School for Deaf	.....	3,200.00	399,500.00	402,700.00
State Hospital	.....	3,200.00	197,000.00	200,200.00
Industrial School	.....	1,000.00	384,000.00	385,000.00
Valley City Normal	.....	29,600.00	487,500.00	517,100.00
Mayville Normal	.....	20,000.00	289,000.00	309,000.00
State Training School	.....	5,700.00	411,000.00	416,700.00
School of Science	.....	3,000.00	364,000.00	367,000.00
School of Mines	.....	2,500.00	395,500.00	398,000.00
Soldiers Home	.....	13,300.00	430,000.00	443,300.00
University	.....	66,769.68	800,000.00	866,769.68
TOTAL	$850,000.00	$2,347,458.25	$27,872,062.50	$31,069,520.75

LAND SELECTIONS AND DISTRIBUTION

Original Grant Land

	Acres Selected	Acres Sold	Portion Unsold as of June 30, 1952
Common School	2,523,383.78	1,655,132.06	868,251.72
Agricultural College	129,999.98	115,789.35	14,210.63
School for Blind	30,025.76	25,534.00	4,491.76
Capitol Building	82,326.14	65,113.63	17,212.51
School for Deaf	39,966.53	34,853.53	5,113.00
State Hospital	20,000.98	17,249.34	2,751.64
Normal—Industrial School	39,997.24	34,925.52	5,071.72
Normal Schools—Mayville 3/8, Valley City 5/8	80,005.90	70,507.77	9,498.13
Training School	40,024.94	34,771.91	5,253.03
School of Science	39,997.16	35,706.23	4,290.93
School of Mines	40,003.51	35,044.39	4,959.12
Soldiers Home	39,972.36	35,289.65	4,682.71
University	86,066.00	74,593.49	11,472.51
TOTAL ACRES	3,191,770.28	2,234,510.87	957,259.41

FARM LOAN INVESTMENTS BY FUNDS

Farm Loans Held by the State June 30, 1952, as an Investment of the Permanent Funds

	Open Farm Loans	Acquired Land Sold on Contract	Foreclosed Loans and Deeds	Totals
	Principal	Principal	Principal	
Common Schools	$348,129.23	$1,041,789.17	$401,996.51	$1,791,914.91
Agricultural College	12,600.00	120,225.23	61,209.57	194,034.80
School for Blind	.....	29,455.82	10,000.00	39,455.82
Capitol Building	.....	7,091.74	1,000.00	8,091.74
School for Deaf	.....	28,290.64	12,100.00	40,390.64
State Hospital	.....	13,610.83	4,100.00	17,710.83
Industrial School	900.00	34,056.71	19,974.00	54,930.71
Valley City Normal	5,550.00	30,532.76	3,160.00	39,242.76
Mayville Normal	1,800.00	27,198.24	3,600.00	32,598.24
State Training School	1,500.00	34,837.96	17,582.45	53,920.41
School of Science	.....	40,988.72	28,556.60	69,545.32
School of Mines	.....	30,365.43	17,112.73	47,478.16
Soldiers Home	.....	10,101.69	15,100.00	25,201.69
University	6,300.00	62,742.44	29,358.00	98,400.44
TOTAL	$376,779.23	$1,511,287.38	$624,849.86	$2,512,916.47

FARM LOANS, FORECLOSED LOANS AND DEEDS, ACREAGE INVOLVED

	Open Loans		Acquired Land Sold on Contract		Foreclosed Loans and Deeds	
	Acres	No. of Loans	Acres	No. of Contracts	Acres	No. of Loans
Common Schools	83,094.24	207	281,013.48	1,228	51,943.21	256
Agricultural College	2,366.15	6	30,566.52	134	7,126.96	38
School for Blind	.....	.....	7,539.12	30	1,461.11	5
Capitol Building	.....	.....	1,605.40	8	160.00	1
School for Deaf	.....	.....	8,125.95	36	1,872.70	10
State Hospital	.....	.....	3,263.41	18	471.16	3
Industrial School	157.00	1	10,040.67	45	2,662.71	11
Valley City Normal	794.91	2	7,679.19	35	640.00	4
Mayville Normal	160.03	1	8,894.76	40	640.00	3
Training School	160.00	1	10,373.44	46	2,698.00	15
School of Science	600.00	3	8,565.48	43	3,798.91	18
School of Mines	.....	.....	8,782.33	43	2,412.22	14
Soldiers Home	.....	.....	2,029.54	13	1,589.95	5
University	1,750.00	3	15,091.29	78	4,033.29	16
TOTAL	89,082.33	224	403,570.58	1,797	81,510.22	399

GRANT LAND SOLD ON CONTRACT

The Amount of Land Contracts Held by the State June 30, 1952, of the Common and All Land Grant Institutions

	Active Contracts	Cancelled Contracts	Total
Common Schools	$6,662,771.50	$727,238.01	$7,390,009.51
Agricultural College	178,761.83	111,184.06	289,945.89
School for Blind	61,306.59	10,912.00	72,218.59
Capitol Building	105,888.64	25,490.52	131,379.16
School for Deaf	65,027.30	30,030.96	95,058.26
State Hospital	36,775.35	12,552.06	49,327.41
Industrial School	50,013.30	24,496.28	74,509.58
Normal Schools—Valley City 5/8, Mayville 3/8	108,120.44	47,759.82	155,880.26
Training School	68,531.27	32,940.07	101,471.34
School of Science	58,791.76	21,759.52	80,551.28
School of Mines	57,811.31	27,894.05	85,705.36
Soldiers Home	69,035.25	15,790.00	84,825.25
University	114,946.95	76,954.10	191,901.05
TOTAL	$7,637,781.49	$1,165,001.45	$8,802,782.94

LAND SOLD ON CONTRACT—ACTIVE—CANCELLED—ACREAGE INVOLVED

	Active Contracts		Cancelled Contracts	
	Acres	Number of Contracts	Acres	Number of Contracts
Common School	395,796.52	2,550	52,838.23	366
Agricultural College	13,711.07	91	7,029.98	53
School for Blind	4,536.25	38	800.00	6
Capitol Building	7,212.10	49	2,296.26	17
School for Deaf	4,278.21	34	2,264.15	21
State Hospital	2,432.68	22	874.33	14
Industrial School	3,982.22	41	1,675.03	19
Normal Schools—Valley City ⅝, Mayville ⅜	8,203.19	68	3,928.75	41
Training School	4,139.43	37	2,180.00	21
School of Science	3,992.93	35	1,672.09	20
School of Mines	4,409.13	38	1,660.06	20
Soldiers Home	5,178.81	40	1,290.51	13
University	6,996.80	56	5,351.06	55
TOTAL	464,869.34	3,099	83,860.45	666

STATEMENT OF LAND GRANT FUNDS IN VARIOUS SUB-DIVISIONS TO JUNE 30, 1952
COMMON SCHOOLS

On admission to the Union, Congress granted to the State of North Dakota, for the support of Common Schools the Sections 16 and 36 in every township in the State, and where these Sections or parts thereof were omitted on account of being embraced in lakes, rivers or having been homesteaded prior to survey, the State was allowed to select land elsewhere from any public land in the State, an equal area to supply the loss, and such lieu lands are designated as "Indemnity Lands," which are common school lands other than Sections 16 and 36, the proceeds from indemnity lands also to go to the Common School Fund.

INVESTMENTS—

Bonds		
Federal	$22,094,062.50	
State	850,000.00	
Municipal	2,002,163.57	$24,946,226.07
Farm Loans	348,129.23	
Contracts "Acquired Lands"—Our Investment	1,041,789.17	
Reserve A/C—Profit on Acquired Lands	1,419,464.63	
Contracts "Original Grant Lands"	6,662,771.50	9,472,154.53
Cash Balance—Permanent Fund	582,483.15	
Cash Balance—Reserve Fund	164,931.20	747,414.35

	Acres	
Foreclosed Loans and Deeds	51,943.21	401,996.51
Cancelled Contracts	52,885.24	727,238.01
Unsold Grant Land	868,251.72	
	973,080.17	

AGRICULTURAL COLLEGE—Fargo

Under Section 16 of the Enabling Act admitting this State, there was granted 90,000 acres and under Section 17, an additional 40,000 acres for the support of an Agricultural College, making a total of 130,000 acres granted by Congress for this institution at Fargo.

Of this grant, 129,999.98 acres have been selected.

INVESTMENTS—			
Bonds			
Federal		$1,113,000.00	
Municipal		195,200.00	$1,308,200.00
Farm Loans		12,600.00	
Contracts "Acquired Lands"—Our Investment		120,225.23	
Reserve A/C—Profit on Acquired Lands		149,877.63	
Contracts "Original Grant Lands"		178,761.83	461,464.69
Cash Balance—Permanent Fund		26,790.67	
Cash Balance—Reserve Fund		32,655.31	59,445.98
	Acres		
Foreclosed Loans and Deeds	7,126.96		61,209.57
Cancelled Contracts	7,029.98		111,184.06
Unsold Grant Land	14,210.63		
	28,367.57		

SCHOOL FOR THE BLIND — Bathgate

Under Section 17 of the Enabling Act, there was granted 170,000 acres for educational and charitable purposes to be determined by the State Legislature; 30,025.76 acres of this grant has been apportioned to and selected by the State for the benefit of the Blind School at Bathgate.

INVESTMENTS—			
Bonds			
Federal		$282,500.00	
Municipal		1,825.00	$284,325.00
Farm Loans		.00	
Contracts "Acquired Lands"—Our Investment		29,455.82	
Reserve A/C—Profit on Acquired Lands		40,297.76	
Contracts "Original Grant Lands"		61,306.59	131,060.17
Cash Balance—Permanent Fund		2,122.10	
Cash Balance—Reserve Fund		3,036.05	5,158.15
	Acres		
Foreclosed Loans and Deeds	1,461.11		10,000.00
Cancelled Contracts	800.00		10,912.00
Unsold Grant Land	4,491.76		
	6,752.87		

CAPITOL BUILDING
Bismarck

Under Section 12 of the Enabling Act admitting the State, there was granted fifty sections, or 32,000 acres, and under Section 17 of the same act 50,000 acres for public buildings at the Capitol of the State, making 82,000 acres for the Capitol Building. However, there was an over selection of 326.14 acres for this State Institution, making a total selection of 82,326.14 acres.

INVESTMENTS—

Bonds		
Federal	$225,000.00	
Municipal	.00	$225,000.00
Farm Loans	.00	
Contracts "Acquired Lands"—Our Investment	7,091.74	
Reserve A/C—Profit on Acquired Lands	10,966.61	
Contracts "Original Grant Lands"	105,888.64	123,946.99
Cash Balance—Permanent Fund	42,379.52	
Cash Balance—Reserve Fund	7,234.02	49,613.54
	Acres	
Foreclosed Loans and Deeds	160.00	1,000.00
Cancelled Contracts	2,296.26	25,490.52
Unsold Grant Land	17,212.51	
	19,668.77	

SCHOOL FOR THE DEAF
Devils Lake

Under Section 17 of the Enabling Act admitting the State, there was granted 40,000 acres for the Deaf School. Of this grant, 39,966.53 acres have been selected by the State for this institution at Devils Lake.

INVESTMENTS—

Bonds		
Federal	$399,500.00	
Municipal	3,200.00	$402,700.00
Farm Loans	.00	
Contracts "Acquired Lands"—Our Investment	28,290.64	
Reserve A/C—Profit on Acquired Lands	43,615.08	
Contracts "Original Grant Lands"	65,027.30	136,933.02
Cash Balance—Permanent Fund	8,978.31	
Cash Balance—Reserve Fund	10,371.62	19,349.93
	Acres	
Foreclosed Loans and Deeds	1,872.70	12,100.00
Cancelled Contracts	2,264.15	30,030.96
Unsold Grant Land	5,113.00	
	9,249.85	

STATE HOSPITAL
Jamestown

Under Section 17 of the Enabling Act admitting the State, there was granted for educational and charitable institutions 170,000 acres to be apportioned as the legislature should determine. Of this grant, 20,000.98 acres has been selected for the State Hospital at Jamestown.

INVESTMENTS—			
Bonds			
Federal		$197,000.00	
Municipal		3,200.00	$200,200.00
Farm Loans		.00	
Contracts "Acquired Lands"—Our Investment		13,610.83	
Reserve A/C—Profit on Acquired Lands		16,820.13	
Contracts "Original Grant Lands"		36,775.35	67,206.31
Cash Balance—Permanent Fund		3,127.06	
Cash Balance—Reserve Fund		5,757.23	8,884.29
	Acres		
Foreclosed Loans and Deeds	471.16		4,100.00
Cancelled Contracts	874.33		12,552.06
Unsold Grant Land	2,751.64		
	4,097.13		

NORMAL—INDUSTRIAL SCHOOL
Ellendale

Under Section 17 of the Enabling Act admitting the State, there was granted for educational purposes 170,000 acres of which 40,000 acres have been apportioned and 39,997.24 acres have been selected by the State for the benefits of the Industrial School at Ellendale.

INVESTMENTS—			
Bonds			
Federal		$384,000.00	
Municipal		1,000.00	$385,000.00
Farm Loans		900.00	
Contracts "Acquired Lands"—Our Investment		34,056.71	
Reserve A/C—Profit on Acquired Land		54,352.16	
Contracts "Original Grant Lands"		50,013.30	139,322.17
Cash Balance— Permanent Fund		12,603.36	
Cash Balance—Reserve Fund		12,762.10	25,365.46
	Acres		
Foreclosed Loans and Deeds	2,662.71		19,974.00
Cancelled Contracts	1,675.03		24,496.28
Unsold Grant Land	5,071.72		
	9,409.46		

NORMAL SCHOOLS
Valley City — Mayville

Under Section 17 of the Enabling Act admitting the State, there was granted for the State Normal Schools 80,000 acres. The Legislature of the State has apportioned 30,000 acres of this grant to the Mayville Normal and 50,000 of this grant to the Valley City Normal. In the selection of these lands, however, no division was made but the full 80,000 taken for Normal Schools and, in the division of receipts for such lands, five-eights is given to the Valley City institution and three-eighths to Mayville, being the proportion to which each is entitled according to the area of the grants to each. There was, however, an over-selection of 5.90 acres, making the total acres selected for the above Normal Schools 80,005.90.

INVESTMENTS—Mayville Normal

Bonds			
Federal		$289,000.00	
Municipal		20,000.00	$309,000.00
Farm Loans		1,800.00	
Contracts "Acquired Lands"—Our Investment		27,198.24	
Reserve A/C—Profit on Acquired Lands		37,900.44	66,898.68
Cash Balance—Permanent Fund		8,081.07	
Cash Balance—Reserve Fund		10,124.04	18,205.11
	Acres		
Foreclosed Loans and Deeds	640.00		3,600.00

INVESTMENTS—Valley City Normal

Bonds			
Federal		487,500.00	
Municipal		29,600.00	517,100.00
Farm Loans		5,550.00	
Contracts "Acquired Lands"—Our Investment		30,532.76	
Reserve A/C—Profit on Acquired Lands		34,326.88	70,409.64
Cash Balance—Permanent Fund		15,185.93	
Cash Balance—Reserve Fund		18,827.59	34,013.52
	Acres		
Foreclosed Loans and Deeds	640.00		3,160.00
Grant Land Sold on Contract Mayville 3/8 — Valley City 5/8			
Active Contracts		108,120.44	
Cancelled Contracts	3,928.75	47,759.82	155,880.26
Unsold Grant Land—Acres	9,498.13		
Mayville 3/8 — Valley City 5/8			

STATE TRAINING SCHOOL
Mandan

Under Section 17 of the Enabling Act admitting the State, there was granted by Congress to the State Training School 40,000 acres. An over selection of 24.94 acres was made, making the total acres selected for this institution at Mandan 40,024.94 acres.

INVESTMENTS—			
Bonds			
Federal		$411,000.00	
Municipal		5,700.00	$416,700.00
Farm Loans		1,500.00	
Contracts "Acquired Lands"—Our Investment		34,837.96	
Reserve A/C—Profit on Acquired Lands		49,668.51	
Contracts "Original Grant Lands"		68,531.27	154,537.74
Cash Balance—Permanent Fund		8,820.96	
Cash Balance—Reserve Fund		11,758.30	20,579.26
	Acres		
Foreclosed Loans and Deeds	2,698.00		17,582.45
Cancelled Contracts	2,180.00		32,940.07
Unsold Grant Land	5,253.03		
	10,131.03		

SCHOOL OF SCIENCE
Wahpeton

Of the 170,000 acres granted to the State under Section 17 of the Enabling Act for educational and charitable purposes, 40,000 acres have been given by the State Legislature to the Scientific School at Wahpeton and of which 39,997.16 acres have been selected.

INVESTMENTS—			
Bonds			
Federal		$364,000.00	
Municipal		3,000.00	$367,000.00
Farm Loans		.00	
Contracts "Acquired Lands"—Our Investment		40,988.72	
Reserve A/C—Profit on Acquired Lands		42,664.02	
Contracts "Original Grant Lands"		58,791.76	142,444.50
Cash Balance—Permanent Fund		11,651.31	
Cash Balance—Reserve Fund		8,179.34	19,830.65
	Acres		
Foreclosed Loans and Deeds	3,798.91		28,556.60
Cancelled Contracts	1,671.87		21,759.52
Unsold Grant Land	4,290.93		
	9,761.71		

SCHOOL OF MINES
Grand Forks

Under Section 17 of the Enabling Act admitting the State, there was granted for the School of Mines 40,000 acres. There was an over selection of 3.51 acres by the State, making a total of 40,003.51 acres for this institution, which is located at Grand Forks in connection with the University.

INVESTMENTS—		
Bonds		
Federal	$395,500.00	
Municipal	2,500.00	$398,000.00
Farm Loans	.00	
Contracts "Acquired Lands"—Our Investment	30,365.43	
Reserve A/C—Profit on Acquired Lands	54,460.22	
Contracts "Original Grant Lands"	57,811.31	142,636.96
Cash Balance—Permanent Fund	8,159.61	
Cash Balance—Reserve Fund	15,875.60	24,035.21
	Acres	
Foreclosed Loans and Deeds	2,412.22	17,112.73
Cancelled Contracts	1,660.06	27,894.05
Unsold Grant Land	4,959.12	
	9,031.40	

SOLDIERS HOME
Lisbon

Of the 170,000 acres granted by Section 17 of the Enabling Act for educational and charitable purposes, the State Legislature apportioned 40,000 acres to the Soldiers Home at Lisbon and 39,972.36 acres of this grant has been selected.

INVESTMENTS—		
Bonds		
Federal	$430,000.00	
Municipal	13,300.00	$443,300.00
Farm Loans	.00	
Contracts "Acquired Lands"—Our Investment	10,101.69	
Reserve A/C—Profit on Acquired Lands	7,888.40	
Contracts "Original Grant Lands"	69,035.25	87,025.34
Cash Balance—Permanent Fund	4,434.22	
Cash Balance—Reserve Fund	3,032.74	7,466.96
	Acres	
Foreclosed Loans and Deeds	1,589.95	15,100.00
Cancelled Contracts	1,288.75	15,790.00
Unsold Grant Land	4,682.71	
	7,561.41	

UNIVERSITY
Grand Forks

Under Section 14 of the Enabling Act admitting the State, there was granted seventy-two sections, or 46,080 acres, and under Section 17 of said Act 40,000 acres, making a total of 86,080 acres for the State University. Of this grant, 86,066 acres have been selected by the State for this Institution at Grand Forks.

INVESTMENTS—			
Bonds			
Federal		$800,000.00	
Municipal		66,769.68	$866,769.68
Farm Loans		6,300.00	
Contracts "Acquired Lands"—Our Investment		62,742.44	
Reserve A/C—Profit on Acquired Lands		69,634.06	
Contracts "Original Grant Lands"		114,946.95	253,623.45
Cash Balance—Permanent Fund		17,907.78	
Cash Balance—Reserve Fund		17,847.88	35,755.66
	Acres		
Foreclosed Loans and Deeds	4,033.29		29,358.00
Cancelled Contracts	5,351.06		76,954.10
Unsold Grant Land	11,472.51		
	20,856.86		

THIRTY-FIRST BIENNIAL REPORT

OF THE

Commissioner of University and School Lands

State of North Dakota

FOR THE PERIOD BEGINNING JULY 1, 1952

AND ENDING JUNE 30, 1954

THIRTY-FIRST BIENNIAL REPORT

OF THE

Commissioner of University and School Lands

State of North Dakota

FOR THE PERIOD BEGINNING JULY 1, 1952
AND ENDING JUNE 30, 1954

The Governing Body created by Section 156 of Article IX of the Constitution of the State of North Dakota, and consisting of the following officers:

HON. NORMAN BRUNSDALE, President ..... Governor
THOMAS HALL, Vice President ..... Secretary of State
BERTA E. BAKER ..... State Auditor
PAUL BENSON ..... Attorney General
M. F. PETERSON ..... Superintendent of Public Instruction
JOHN O. LYNGSTAD .....
Secretary-Commissioner of University and School Lands

BUY "DAKOTA MAID" FLOUI

LETTER OF TRANSMITTAL

Bismarck, North Dakota
July 1, 1954

To His Excellency, Norman Brunsdale
Governor of North Dakota
Bismarck, North Dakota

Sir:

In accordance with Chapter 15-02 Revised Code of 1943, I have the honor to submit herewith the biennial report of the State Land Department for the period beginning July 1, 1952, and ending June 30, 1954.

JOHN O. LYNGSTAD,
Land Commissioner.

OFFICE FORCE

John O. Lyngstad	Land Commissioner
L. H. Miller	Land Sales Manager
John H. Bowers	Office Deputy
Spara Christenson	Cashier
Joyce Malmstad	Assistant Cashier
Ethel Thompson	Assistant Cashier
Josephine Efteland	Bond & Mortgage Clerk
Marie Lee	Secretary-Stenographer
E. W. Pederson	Leasing Manager
Elona Warner	Bookkeeper
Emma L. Peightal	Contract Clerk
Margaret D. Pederson	Sales Clerk
Alpha Seeger	Oil Lease Clerk

FIELDMEN

R. H. Bechtold	Harvey, N. Dak.
Joe H. LePire	Osnabrock, N. Dak.
Iver Ytreeide	Minot, N. Dak.
F. J. Herman	Fargo, N. Dak.

DEPARTMENT ATTORNEY

C. E. Brace	Assistant Attorney General

FINANCIAL STATEMENT
June 30, 1954

Bonds – Federal	$29,272,375.00	
Municipal	4,260,854.55	$33,533,229.55
F. H. A. Loans	443,747.99	
Farm Loans	359,263.42	803,011.41
Contracts "Acquired Lands" Our Investment	1,056,665.91	
Reserve A/C Profit on Acquired Lands	1,894,996.08	
Contracts "Original Grant Land"	7,173,404.42	$10,125,066.41
Cash Balance–Permanent Funds	773,679.35	
Cash Balance–Reserve Fund	$ 320,097.93	$ 1,093,777.28

ACRES

Foreclosed Loans & Deeds	67,688.19		$ 512,089.24
Cancelled Contracts	73,832.69	°Value $10.00 per acre	738.326.90
Unsold Grant Land	923,063.28	°Value $10.00 per acre	9,230,632.80
TOTAL	1,064,584.16		$56,036,133.59

°Estimated Value

EARNINGS

Collections—Interest and Income from July 1, 1952 to June 30, 1954

	Interest on Contracts	Rentals	Bond Interest	Interest on Mortgages & X-Contracts	Oil & Gas Leases	Misc.	Interest F. H. A. Loans	Totals
Common School	$492,129.56	$446,484.71	$1,388,829.81	$164,975.89	$2,078,244.28	$671.00	$206.22	$4,571,541.47
Agricultural Col.	13,222.39	20,590.29	69,027.74	15,407.67	47,802.18			166,050.27
School for Blind	4,688.51	4,615.48	15,121.44	4,020.80	6,501.37			34,947.60
Capitol Building	7,573.39	10,342.68	15,390.00	963.85	17,975.02			52,244.94
School for Deaf	4,808.12	6,942.90	20,984.78	6,051.00	24,987.85			63,774.65
State Hospital	2,802.25	2,854.93	10,332.98	1,581.60	85,336.34			102,908.10
Industrial School	3,846.71	6,413.40	20,325.55	5,488.82	8,602.62			44,677.10
Val. City Normal	5,437.06	4,917.20	28,305.81	4,358.47	11,483.25			54,501.79
Mayville Normal	3,264.04	2,975.46	16,346.90	3,788.39	6,947.75			33,322.54
Training School	4,381.46	7,044.50	22,816.94	5,983.21	33,602.05			73,828.16
School of Science	4,416.70	5,058.22	19,745.18	4,968.59	6,417.81			40,606.50
School of Mines	4,028.27	7,186.12	21,232.83	4,809.55	9,582.87			46,839.64
Soldiers Home	5,113.23	3,688.85	23,636.11	1,035.52	5,144.50			38,618.21
University	8,763.91	13,557.84	45,783.85	7,989.62	20,978.26			97,073.48
TOTAL	$564,475.60	$542,672.58	$1,717,879.92	$231,422.98	$2,363,606.15	$671.00	$206.22	$5,420,934.45

SUMMARY OF COLLECTIONS
Permanent Funds—From July 1, 1952 to June 30, 1954

	Land Sold on Contract	Land Sold	Ease-ments	Bonds	Farm Loans and X-Contracts	Royalty Coal and Gravel	Misc.	F. H. A. Loans	Royalty Oil and Gas	Transfer	Total
Common School	$1,405,792.15	$49,032.55	$6,600.62	$1,271,576.00	$478,396.60	$37,790.93	$294.59	$100.21	$137,779.35	$200,000.00	$3,587,363.00
Agricultural College	32,897.13	187.00		64,500.00	47,966.77				21,290.22	25,000.00	191,841.12
School for Blind	14,592.05	132.72		26,095.00	9,442.85						50,162.62
Capitol Building	40,885.91		195.00		1,670.25					88,000.00	130,751.16
School for Deaf	10,803.91		17.50	24,700.00	13,475.98					10,000.00	58,997.39
State Hospital	11,731.00		12.50	30,100.00	4,825.73						46,669.23
Industrial School	23,387.75	14.40		37,700.00	10,639.75					10,000.00	81,741.90
Valley City Normal	20,498.21			50,100.00	14,778.44					15,000.00	100,376.65
Mayville Normal	12,303.04			45,000.00	9,947.45					10,000.00	77,250.49
Training School	38,012.15		50.00	17,800.00	14,707.02				7,333.21	10,000.00	87,902.38
School of Science	15,292.93		25.00	44,024.90	18,247.63	700.00					78,290.46
School of Mines	23,453.38	2,365.15		28,000.00	13,573.61					10,000.00	77,392.14
Soldiers Home	18,477.15			49,000.00	3,355.54						70,832.69
University	21,568.06	101.60	41.25	68,170.00	28,540.74				1,984.22	10,000.00	130,405.87
TOTAL	$1,689,694.82	$51,733.42	$6,941.87	$1,756,765.90	$669,568.36	$38,490.93	$294.59	$100.21	$168,387.00	$388,000.00	$4,769,977.10

COLLECTIONS DISTRIBUTED TO INSTITUTIONAL FUNDS
From July 1, 1952 to June 30, 1954

Land Contracts	$1,689,694.82	
Land Sold	51,733.42	
Easements	6,941.87	
Bond Collections	1,756,765.90	
Farm Loans & X-Contracts	669,568.36	
Royalty-Coal & Gravel	38,490.93	
Miscellaneous	294.59	
F. H. A. Loans	100.21	
Royalty-Oil & Gas	168,387.00	
Transfer	388,000.00	
Credited to Permanent Fund		$ 4,769,977.10
Interest on Contracts	$ 564,475.60	
Rentals	542,672.58	
Interest on Bonds	1,717,879.92	
Interest on Mortgages & X-Contracts	231,422.98	
Oil & Gas Leases	2,363,606.15	
Miscellaneous	671.00	
Interest on F. H. A. Loans	206.22	
Apportioned to Common Schools and Institutions		$ 5,420.934.45
Fees, Patents, Deeds, etc.	$ 6,684.73	
Contingent	11,059.14	
Reserve Fund	298,042.81	315,786.68
Total Collections		$10,506,698.23

BONDS HELD BY STATE LAND DEPARTMENT
June 30, 1954

	Municipal	Federal	Total
Common Schools	$3,779,136.57	$22,999,375.00	$26,778,511.57
Agricultural Collgee	218,500.00	1,209,000.00	1,427,500.00
School for Blind	730.00	302,500.00	303,230.00
Capitol Bulding		395,000.00	395,000.00
School for Deaf		438,000.00	438,000.00
State Hospital	23,300.00	178,500.00	201,800.00
Industrial School	800.00	421,500.00	422,300.00
Valley City Normal	54,500.00	498,500.00	553,000.00
Mayville Normal	32,000.00	293,000.00	325,000.00
State Training School	24,400.00	454,500.00	478,900.00
School of Science	18,688.30	383,000.00	401,688.30
School of Mines	1,500.00	438,500.00	440,000.00
Soldiers Home	3,300.00	446,000.00	449,300.00
University	103,999.68	815,000.00	918,999.68
TOTAL	$4,260,854.55	$29,272,375.00	$33,533,229.55

LAND SELECTIONS AND DISTRIBUTION
Original Grant Land

	Acres Selected	Acres Sold	Portion Unsold as of June 30, 1954
Common Schools	2,523,383.78	1,683,467.79	839,915.99
Agricultural College	129,999.98	116,068.17	13,931.81
School for Blind	30,025.76	25,915.84	4,109.92
Capitol Building	82,326.14	66,467.01	15,859.13
School for Deaf	39,966.53	34,872.93	5,093.60
State Hospital	20,000.98	17,830.53	2,170.45
Normal-Industrial School	39,997.24	35,547.80	4,449.44
Normal Schools--Mayville 3/8 Valley City 5/8	80,005.90	71,287.17	8,718.73
Training School	40,024.94	35,246.16	4,778.78
School of Science	39,997.16	36,026.23	3,970.93
School of Mines	40,003.51	35,299.96	4,703.55
Soldiers Home	39,972.36	35,601.82	4,370.54
University	86,066.00	75,075.59	10,990.41
TOTAL ACRES	3,191,770.28	2,268,707.00	923,063.28

FARM LOAN INVESTMENTS BY FUNDS

Farm Loans Held by the State June 30, 1954, as an Investment of the Permanent Funds

	Open Farm Loans	Acquired Land Sold on Contract		Foreclosed Loans and Deeds	Totals
	Principal	Principal	Reserve	Principal	
Common School	$338,213.42	$730,781.46	$1,297,486.51	$329,218.79	$2,695,700.18
Agricultural College	10,000.00	86,339.51	152,752.15	49,728.52	298,820.18
School for Blind		20,712.97	41,940.81	9,300.00	71,953.78
Capitol Building		5,421.49	10,296.21	1,000.00	16,717.70
School for Deaf		18,964.66	40,472.64	7,950.00	67,387.30
State Hospital		10,585.10	15,071.72	2,300.00	27,956.82
Industrial School	900.00	24,616.96	47,549.43	18,774.00	91,840.39
Valley City Normal	4,750.00	16,554.32	28,419.51	3,160.00	52,883.83
Mayville Normal		19,050.79	33,984.59	3,600.00	56,635.38
State Training School	1,400.00	25,413.39	49,425.60	12,400.00	88,638.99
School of Science	500.00	27,436.19	47,675.32	23,336.60	98,948.11
School of Mines		20,783.22	54,828.68	13,121.33	88,733.23
Soldiers Home		6,746.15	7,133.14	15,100.00	28,979.29
University	3,500.00	43,259.70	67,959.77	23,100.00	137,819.47
TOTALS	$359,263.42	$1,056,665.91	$1,894,996.08	$512,089.24	$3,823,014.65

FARM LOANS, FORECLOSED LOANS AND DEEDS, ACREAGE INVOLVED

	Open Loans		Acquired Land Sold on Contract		Foreclosed Loans and Deeds	
	Acres	No. of Loans	Acres	No. of Contracts	Acres	No. of Loans
Common Schools	76,024.82	170	253,391.91	1,113	43,639.63	216
Agricultural College	1,606.15	4	28,437.81	124	5,567.06	33
School for Blind			7,699.22	31	1,301.11	4
Capitol Building			1,605.40	8	160.00	1
School for Deaf			7,685.95	34	1,342.70	7
State Hospital			3,108.76	17	311.16	2
Industrial School	157.00	1	9,310.99	41	2,502.71	10
Valley City Normal	634.91	1	5,989.47	28	640.00	4
Mayville Normal			8,116.70	37	640.00	3
Training School	160.00	1	10,213.44	44	1,738.00	10
School of Science	160.00	1	8,604.38	45	2,964.37	15
School of Mines			8,295.89	41	1,998.21	12
Soldiers Home			1,639.00	11	1,589.95	5
University	950.00	1	13,687.85	71	3,293.29	11
TOTAL	79,692.88	179	367,786.77	1,645	67,688.19	333

GRANT LAND SOLD ON CONTRACT

The Amount of Land Contracts Held by the State June 30, 1954 of the Common and All Land Grant Institutions

	Active Contracts
Common School	$6,198,599.85
Agricultural College	168,914.70
School for Blind	59,174.54
Capitol Building	102,952.73
School for Deaf	63,858.39
State Hospital	47,174.35
Industrial School	56,775.55
Normal Schools—Valley City ⅝, Mayville ⅜	114,819.19
Training School	60,569.12
School of Science	62,448.83
School of Mines	52,782.93
Soldiers Home	58,402.10
University	126,932.14
TOTAL	$7,173,404.42

LAND SOLD ON CONTRACT—ACREAGE

	Acres	Contracts Number of Contracts
Common School	392,210.63	2,514
Agricultural College	13,438.92	91
School for Blind	4,837.65	41
Capitol Building	7,612.52	53
School for Deaf	4,403.03	36
State Hospital	2,759.99	26
Industrial School	3,847.08	38
Normal Schools—Valley City ⅝, Mayville ⅜	8,159.55	67
Training School	4,977.31	37
School of Science	4,327.99	38
School of Mines	4,374.11	38
Soldiers Home	4,452.82	35
University	8,131.30	63
TOTAL	463,532.90	3,077

STATEMENT OF LAND GRANT FUNDS IN VARIOUS SUB-DIVISIONS TO JUNE 30, 1954

COMMON SCHOOLS

On admission to the Union, Congress granted to the State of North Dakota, for the support of Common Schools the Sections 16 and 36 in every township in the State, and where these Sections or parts thereof were omitted on account of being embraced in lakes, rivers or having been homesteaded prior to survey, the State was allowed to select land elsewhere from any public land in the State, an equal area to supply the loss, and such lieu lands are designated as "Indemnity Lands," which are common school lands other than Sections 16 and 36, the proceeds from indemnity lands also to go to the Common School Fund.

INVESTMENTS–

Bonds			
Federal		$22,999,375.00	
Municipal		3,779,136.57	$26,778,511.57
F. H. A. Loans		443,747.99	
Farm Loans		338,213.42	781,961.41
Contracts "Acquired Lands" – Our Investment		730,781.46	
Reserve A/C – Profit on Acquired Lands		1,297,486.51	
Contracts "Original Grant Land"		6,198,599.85	8,226,867.82
Cash Balance – Permanent Fund		537,441.09	
Cash Balance – Reserve Fund		176,654.91	714,096.00
	Acres		
Foreclosed Loans & Deeds	43,639.63		329,218.79
Cancelled Contracts	46,897.76	°Value $10.00 per acre	468,977.60
Unsold Grant Land	839,915.99	°Value $10.00 per acre	8,399,159.90
TOTAL	930,453.38		$45,698,793.09

°Estimated Value

AGRICULTURAL COLLEGE – Fargo

Under Section 16 of the Enabling Act admitting this State, there was granted 90,000 acres and under Section 17, an additional 40,000 acres for the support of an Agricultural College, making a total of 130,000 acres granted by Congress for this institution at Fargo.

Of this grant, 129,999.98 acres have been selected.

INVESTMENTS–

Bonds		
Federal	$ 1,209,000.00	
Municipal	218,500.00	$ 1,427,500.00
Farm Loans	10,000.00	10,000.00
Contracts "Acquired Lands" – Our Investment	86,339.51	
Reserve A/C – Profit on Acquired Lands	152,752.15	
Contracts "Original Grant Lands"	168,914.70	408,006.36
Cash Balance – Permanent Fund	34,831.79	
Cash Balance – Reserve Fund	31,880.79	66,712.58

	Acres		
Foreclosed Loans & Deeds	5,567.06		49,728.52
Cancelled Contracts	6,389.98	°Value $10.00 per acre	63,899.80
Unsold Grant Land	13,931.81	°Value $10.00 per acre	139,318.10
TOTAL	25,888.85		$ 2,165,165.36

°Estimated Value

SCHOOL FOR THE BLIND – Bathgate

Under Section 17 of the Enabling Act, there was granted 170,000 acres for educational and charitable purposes to be determined by the State Legislature; 30,025.76 acres of this grant has been apportioned to and selected by the State for the benefit of the Blind School at Bathgate.

INVESTMENTS–

Bonds		
Federal	$ 302,500.00	
Municipal	730.00	$ 303,230.00
Contracts "Acquired Lands" – Our Investment	20,712.97	
Reserve A/C – Profit on Acquired Lands	41,940.81	
Contracts "Original Grant Lands"	59,174.54	121,828.32
Cash Balance – Permanent Fund	7,284.72	
Cash Balance – Reserve Fund	4,693.00	11,977.72

	Acres		
Foreclosed Loans & Deeds	1,301.11		9,300.00
Cancelled Contracts	640.00	°Value $10.00 per acre	6,400.00
Unsold Grant Land	4,109.92	°Value $10.00 per acre	41,099.20
TOTAL	6,051.03		$ 493,835.24

°Estimated Value

CAPITOL BUILDING
Bismarck

Under Section 12 of the Enabling Act admitting the State, there was granted, fifty sections, or 32,000 acres, and under Section 17 of the same act 50,000 acres for public buildings at the Capitol of the State, making 82,000 acres for the Capitol Building. However, there was an over selection of 326.14 acres for this State Institution, making a total selection of 82,326.14 acres.

INVESTMENTS–				
Bonds				
Federal			$ 395,000.00	$ 395,000.00
Contracts "Acquired Lands" – Our Investment			5,421.49	
Reserve A/C – Profit on Acquired Lands			10,296.21	
Contracts "Original Grant Lands"			102,952.73	118,670.43
Cash Balance – Permanent Fund			3,101.24	
Cash Balance – Reserve Fund			7,904.42	11,005.66
	Acres			
Foreclosed Loans & Deeds	160.00			
Cancelled Contracts	2,296.25	°Value $10.00 per acre		1,000.00
Unsold Grant Land	15,859.13	°Value $10.00 per acre		22,962.50
				158,591.30
TOTAL	18,315.38			$ 707,229.89

°Estimated Value

SCHOOL FOR THE DEAF
Devils Lake

Under Section 17 of the Enabling Act admitting the State, there was granted 40,000 acres for the Deaf School. Of this grant, 39,966.53 acres have been selected by the State for this institution at Devils Lake.

INVESTMENTS–				
Bonds				
Federal			$ 438,000.00	$ 438,000.00
Contracts "Acquired Lands" – Our Investment			18,964.66	
Reserve A/C – Profit on Acquired Lands			40,472.64	
Contracts "Original Grant Lands"			63,858.39	123,295.69
Cash Balance – Permanent Fund			7,975.70	
Cash Balance – Reserve Fund			6,914.06	14,889.76
	Acres			
Foreclosed Loans & Deeds	1,342.70			
Cancelled Contracts	1,917.73	°Value $10.00 per acre		7,950.00
Unsold Grant Land	5,093.60	°Value $10.00 per acre		19,177.30
				50,936.00
TOTAL	8,354.03			$ 654,248.75

°Estimated Value

STATE HOSPITAL
Jamestown

Under Section 17 of the Enabling Act admitting the State, there was granted for educational and charitable institutions 170,000 acres to be apportioned as the legislature should determine. Of this grant, 20,000.98 acres has been selected for the State Hospital at Jamestown.

INVESTMENTS–

Bonds			
Federal		$ 178,500.00	
Municipal		23,300.00	201,800.00
Contracts "Acquired Lands" – Our Investment		10,585.10	
Reserve A/C – Profit on Acquired Lands		15,071.72	
Contracts "Original Grant Lands"	*	47,174.35	72,831.17
Cash Balance – Permanent Fund		18,096.29	
Cash Balance – Reserve Fund		8,105.64	26,201.93
	Acres		
Foreclosed Loans & Deeds	311.16		2,300.00
Cancelled Contracts	807.15	*Value $10.00 per acre	8,071.50
Unsold Grant Land	2,170.45	*Value $10.00 per acre	21,704.50
TOTAL	3,288.76		$ 332,909.10

*Estimated Value

NORMAL – INDUSTRIAL SCHOOL
Ellendale

Under Section 17 of the Enabling Act admitting the State, there was granted for educational purposes 170,000 acres of which 40,000 acres have been apportioned and 39,997.24 acres have been selected by the State for the benefit of the Industrial School at Ellndale.

INVESTMENTS–

Bonds			
Federal		$ 421,500.00	
Municipal		800.00	$ 422,300.00
Farm Loans		900.00	900.00
Contracts "Acquired Lands" – Our Investment		24,616.96	
Reserve A/C – Profit on Acquired Lands		47,549.43	
Contracts "Original Grant Lands"		56,775.55	128,941.94
Cash Balance – Permanent Fund		19,345.26	
Cash Balance – Reserve Fund		12,364.83	31,710.09
	Acres		
Foreclosed Loans & Deeds	2,502.71		18,774.00
Cancelled Contracts	1,435.08	*Value $10.00 per acre	14,350.80
Unsold Grant Land	4,449.44	*Value $10.00 per acre	44,494.40
TOTAL	8,387.18		$ 661,470.73

*Estimated Value

NORMAL SCHOOLS
Valley City – Mayville

Under Section 17 of the Enabling Act admitting the State, there was granted for the State Normal Schools 80,000 acres. The Legislature of the State has apportioned 30,000 acres of this grant to the Mayville Normal and 50,000 of this grant to the Valley City Normal. In the selection of these lands, however, no division was made but the full 80,000 taken for Normal Schools and, in the division of receipts for such lands, five-eighths is given to the Valley City institution and thre-eighths to Mayville, being the proportion to which each is entitled according to the area of the grants to each. There was, however, an over-selection of 5.90 acres, making the total acres selected for the above Normal Schools 80,005.90.

INVESTMENT–Mayville Normal			
Bonds			
Federal	$ 293,000.00		
Municipal	32,000.00	$	325,000.00
Contracts "Acquired Lands" – Our Investment	19,050.79		
Reserve A/C – Profit on Acquired Lands	33,984.59		53,035.38
Cash Balance – Permanent Fund	24,331.56		
Cash Balance – Reserve Fund	4,039.89		28,371.45
Acres			
Foreclosed Loans & Deeds 640.00			3,600.00
TOTAL		$	410,006.83
INVESTMENT–Valley City Normal			
Bonds			
Federal	$ 498,500.00		
Municipal	54,500.00	$	553,000.00
Farm Loans	4,750.00		4,750.00
Contracts "Acquired Lands" – Our Investment	16,554.32		
Reserve A/C – Profit on Acquired Lands	28,419.51		44,973.83
Cash Balance – Permanent Fund	29,562.58		
Cash Balance – Reserve Fund	8,867.73		38,430.31
Acres			
Foreclosed Loans & Deeds 640.00			3,160.00
TOTAL		$	644,314.14
Grant Land Sold on Contract–			
Mayville ⅜, Valley City ⅝			
Active Contracts		$	114,819.19
Acres			
Cancelled Contracts 3,457.82	*Value $10.00 per acre		34,578.20
Unsold Grant Lands 8,718.73	*Value $10.00 per acre		87,187.30
TOTAL 12,176.55		$	236,584.69

*Estimated Value

STATE TRAINING SCHOOL
Mandan

Under Section 17 of the Enabling Act admitting the State, there was granted by Congress to the State Training School 40,000 acres. An over selection of 24.94 acres was made, making the total acres selected for this institution at Mandan 40,024.94 acres.

INVESTMENTS–

Bonds				
Federal			$ 454,500.00	
Municipal			24,400.00	$ 478,900.00
Farm Loans			1,400.00	1,400.00
Contracts "Acquired Lands" – Our Investment			25,413.39	
Reserve A/C – Profit on Acquired Lands			49,425.60	
Contracts "Original Grant Lands"			60,569.12	135,408.11
Cash Balance – Permanent Fund			16,723.34	
Cash Balance – Reserve Fund			8,231.21	24,954.55
	Acres			
Foreclosed Loans & Deeds	1,738.00			12,400.00
Cancelled Contracts	1,541.24	°Value $10.00 per acre		15,412.40
Unsold Grant Land	4,778.78	°Value $10.00 per acre		47,787.80
TOTAL	8,058.02			$ 716,262.86

°Estimated Value

SCHOOL OF SCIENCE
Wahpeton

Of the 170,000 acres granted to the State under Section 17 of the Enabling Act for educational and charitable purposes, 40,000 acres have been given by the State Legislature to the Scientific School at Wahpeton and of which 39,997.16 acres have been selected.

INVESTMENTS–

Bonds				
Federal			$ 383,000.00	
Municipal			18,688.30	$ 401,688.30
Farm Loans			500.00	500.00
Contracts "Acquired Lands" – Our Investment			27,436.19	
Reserve A/C – Profit on Acquired Lands			47,675.32	
Contracts "Original Grant Lands"			62,448.83	137,560.34
Cash Balance – Permanent Fund			11,253.47	
Cash Balance – Reserve Fund			13,148.04	24,401.51
	Acres			
Foreclosed Loans & Deeds	2,964.37			23,336.60
Cancelled Contracts	1,336.81	°Value $10.00 per acre		13,368.10
Unsold Grant Land	3,970.93	°Value $10.00 per acre		39,709.30
TOTAL	8,272.11			$ 640,564.15

°Estimated Value

SCHOOL OF MINES
Grand Forks

Under Section 17 of the Enabling Act admitting the State, there was granted for the School of Mines 40,000 acres. There was an over selection of 3.51 acres by the State, making a total of 40,003.51 acres for this institution, which is located at Grand Forks in connection with the University.

INVESTMENTS–

Bonds				
Federal			$ 438,500.00	
Municipal			1,500.00	$ 440,000.00
Contracts "Acquired Lands" – Our Investment			20,783.22	
Reserve A/C – Profit on Acquired Lands			54,828.68	
Contracts "Original Grant Lands"			52,782.93	128,394.83
Cash Balance – Permanent Fund			15,551.75	
Cash Balance – Reserve Fund			14,840.74	30,392.49
	Acres			
Foreclosed Loans & Deeds	1,998.21			13,121.33
Cancelled Contracts	1,105.42	*Value $10.00 per acre		11,054.20
Unsold Grant Land	4,703.55	*Value $10.00 per acre		47,035.50
TOTAL	7,807.18			$ 669,998.35

*Estimated Value

SOLDIERS HOME
Lisbon

Of the 170,000 acres granted by Section 17 of the Enabling Act for educational and charitable purposes, the State Legislature apportioned 40,000 acres to the Soldiers Home at Lisbon and 39,972.36 acres of this grant has been selected.

INVESTMENTS–

Bonds				
Federal			$ 446,000.00	
Municipal			3,300.00	$ 449,300.00
Contracts "Acquired Lands" – Our Investment			6,746.15	
Reserve A/C – Profit on Acquired Lands			7,133.14	
Contracts "Original Grant Lands"			58,402.10	72,281.39
Cash Balance – Permanent Fund			20,266.91	
Cash Balance – Reserve Fund			3,530.00	23,796.91
	Acres			
Foreclosed Loans & Deeds	1,589.95			15,100.00
Cancelled Contracts	1,448.75	*Value $10.00 per acre		14,487.50
Unsold Grant Land	4,370.54	*Value $10.00 per acre		43,705.40
TOTAL	7,409.24			$ 618,671.20

*Estimated Value

UNIVERSITY

Grand Forks

Under Section 14 of the Enabling Act admitting the State, there was granted seventy-two sections, or 46,080 acres, and under Section 17 of said Act 40,000 acres, making a total of 86,080 acres for the State University. Of this grant, 86,066 acres have been selected by the State for this Institution at Grand Forks.

INVESTMENTS–

Bonds			
Federal	$ 815,000.00		
Municipal	103,999.68	$ 918,999.68	
Farm Loans	3,500.00	3,500.00	
Contracts "Acquired Lands" – Our Investment	43,259.70		
Reserve A/C – Profit on Acquired Lands	67,959.77		
Contracts "Original Grant Lands"	126,932.14	238,151.61	
Cash Balance – Permanent Fund	27,913.65		
Cash Balance – Reserve Fund	18,922.67	46,836.32	

	Acres		
Foreclosed Loans & Deeds	3,293.29		23,100.00
Cancelled Contracts	4,558.75	°Value $10.00 per acre	45,587.50
Unsold Grant Land	10,990.41	°Value $10.00 per acre	109,904.10
TOTAL	18,842.45		$ 1,386,079.21

°Estimated Value

THIRTY-SECOND BIENNIAL REPORT

of the

Commissioner of University and School Lands

State of North Dakota

FOR THE PERIOD BEGINNING JULY 1, 1954
AND ENDING JUNE 30, 1956

THIRTY-SECOND BIENNIAL REPORT

of the

Commissioner of University and School Lands

State of North Dakota

FOR THE PERIOD BEGINNING JULY 1, 1954
AND ENDING JUNE 30, 1956

The Governing Body created by Section 156 of Article IX of the Constitution of the State of North Dakota, and consisting of the following officers:

HON. NORMAN BRUNSDALE, President.....Governor
BEN MEIER, Vice President.....Secretary of State
BERTA E. BAKER.....State Auditor
LESLIE R. BURGUM.....Attorney General
M. F. PETERSON.....Superintendent of Public Instruction
ANTON J. SCHMIDT.....Secretary-Commissioner of University and School Lands

"Buy Dakota Maid Flour"

BISMARCK TRIBUNE 65052



ANTON J. SCHMIDT

State Land Commissioner

LETTER OF TRANSMITTAL

Bismarck, North Dakota
July 1, 1956

To His Excellency, Norman Brunsdale
Governor of North Dakota
Bismarck, North Dakota

Sir:

In accordance with Chapter 15-02 Revised Code of 1943, I have the honor to submit herewith the biennial report of the State Land Department for the period beginning July 1, 1954, and ending June 30, 1956.

ANTON J. SCHMIDT
Land Commissioner

OFFICE FORCE

Anton J. Schmidt	Land Commissioner
Reuben Herr	Deputy Land Commissioner
John H. Bowers	Office Deputy
Spara Christenson	Cashier
Joyce Malmstad	Assistant Cashier
Ethel Thompson	Assistant Cashier
Marie Lee	Secretary-Stenographer
Emma Peightal	Title Clerk
Ernest Pederson	Leasing Manager
Gideon Raile	Mgr. Bond and Mortgage Dept.
Elona Warner	Bookkeeper
Ellen Johs	Oil Lease Clerk
Margaret Pederson	Land Sales Clerk

FIELDMEN

Karl Kleppe	Kintyre, N. Dak.
M. T. Lillehaugen	Brocket, N. Dak.
R. R. Scholl	Washburn, N. Dak.
George P. Braun	Dickinson, N. Dak.

DEPARTMENT ATTORNEY

John E. Adams	Assistant Attorney General

FINANCIAL STATEMENT
June 30, 1956

Bonds—			
Federal		$29,565,312.50	
Municipal		5,583,208.17	
U. S. Treasury Bills		298,210.33	$35,446,731.00
F.H.A. Loans		929,336.58	
Farm Loans		573,540.10	1,502,876.68
Contracts—			
"Acquired Lands" Our Investment		745,127.87	
Reserve — Profit on Acquired Lands		1,735,311.66	
Contracts "Original Grant Lands"		6,326,168.03	8,806,607.56
Cash Balance — Permanent Funds		814,272.12	
Cash Balance — Reserve Fund		285,841.92	1,100,114.04

	Acres		
Foreclosed Loans & Deeds	55,793.17		406,697.70
Cancelled Contracts	68,519.18	*Value $10 per acre	685,191.80
Unsold Grant Land	909,128.78	*Value $10 per acre	9,091,287.80
TOTAL	1,033,441.13		$57,039,506.58

*Estimated Value

EARNINGS

Collections - Interest and Income from July 1, 1954 to June 30, 1956

	Interest On Contracts	Rentals	Bond Interest	Interest On Mortgages & X-Contracts	Oil & Gas Leases	Misc.	Interest F.H.A. Loans	Transfer	Totals
Common School	$472,057.95	545,578.83	1,485,815.10	145,451.22	618,614.29	443.00	26,128.28	84,251.21	3,378,339.88
Agricultural College	13,309.89	24,262.44	76,678.09	15,830.44	22,488.54				152,569.40
School for Blind	4,220.79	5,093.57	16,456.86	3,524.35	3,649.00				32,944.57
Capitol Building	7,711.61	12,914.64	20,651.70	716.25	5,792.25				47,786.45
School for Deaf	4,796.88	7,248.25	23,431.90	3,144.74	4,839.90			2,512.50	45,974.17
State Hospital	3,158.25	2,362.10	11,680.70	1,794.82	2,650.41				21,646.28
Industrial School	4,311.60	6,694.15	23,367.05	4,304.55	5,469.50				44,146.85
Valley City Normal	5,413.41	5,902.05	30,536.85	2,736.24	4,472.50				49,061.05
Mayville Normal	3,251.32	3,517.65	18,693.00	2,896.93	2,757.37				31,116.27
Training School	4,653.80	7,253.90	26,013.90	4,577.88	6,413.35				48,912.83
School of Science	4,729.86	5,532.05	22,067.16	4,413.93	3,890.25	66.89		840.00	41,540.14
School of Mines	3,960.53	6,899.72	24,130.50	3,816.55	5,022.50				43,829.80
Soldiers Home	4,568.89	4,717.80	25,094.50	868.95	2,596.25				37,846.39
University	10,296.04	15,413.05	49,543.84	6,810.97	9,490.40				91,554.30
TOTAL	$546,440.82	653,390.20	1,854,161.15	200,887.82	698,146.51	509.89	26,128.28	87,603.71	4,067,268.38

SUMMARY OF COLLECTIONS

Permanent Funds - From July 1, 1954 to June 30, 1956

	Land Sold On Contracts	Land Sold	Ease-ments	Bonds	Farm Loans And X-Contracts	Royalty Coal and Gravel	Misc.	F.H.A. Loans	Royalty Oil and Gas	Transfer	Total
Common School	1,136,595.16	35,391.34	3,155.64	1,250,591.06	323,332.85	33,959.56	275.00	17,271.41	421,940.15	200,000.00	3,422,512.17
Agric. College	38,396.56			270,925.00	38,459.09	1,185.33	25.80		54,054.06	30,000.00	433,045.84
School for Blind	7,205.32	43.92		68,865.00	12,917.07					5,000.00	94,031.31
Capitol Building	20,474.80	222.60	20.00		1,848.10	1,684.98				5,000.00	29,250.48
School for Deaf	16,185.80		25.00	93,440.00	5,677.25					5,000.00	120,328.05
State Hospital	7,898.06			43,100.00	2,421.67				2,600.59	5,000.00	61,020.32
Industrial School	12,316.58			102,400.00	11,814.77					10,000.00	136,531.35
Valley City Normal	17,282.17	66.00	28.50	187,400.00	5,689.33					6,000.00	216,466.00
Mayville Normal	10,373.83	39.00	15.00	74,000.00	8,504.32					4,000.00	96,932.15
Training School	13,820.93	26.70		106,600.00	12,223.04	858.67			13,716.96	5,000.00	152,246.30
School of Science	13,899.70		166.50	87,988.30	10,340.73					10,000.00	122,395.23
School of Mines	15,823.50			79,000.00	9,413.94					15,000.00	119,247.44
Soldiers Home	8,014.15			134,800.00	6,213.99	167.32	2,363.31				151,558.77
University	28,577.68			245,517.50	21,965.75				4,999.24	15,000.00	316,060.17
TOTAL	1,346,874.24	35,789.56	3,410.64	2,744,626.86	470,821.90	37,855.86	2,664.11	17,271.41	497,311.00	315,000.00	5,471,625.58

COLLECTIONS DISTRIBUTED TO INSTITUTIONAL FUNDS

From July 1, 1954 to June 30, 1956

Land Contracts	$1,346,874.24	
Land Sold	35,789.56	
Easements	3,410.64	
Bond Collections	2,744,626.86	
Farm Loans and X-Contracts	470,821.90	
Royalty - Coal and Gravel	37,855.86	
Miscellaneous	2,664.11	
F.H.A. Loans	17,271.41	
Royalty - Oil and Gas	497,311.00	
Transfer	315,000.00	
Credited to Permanent Fund		$5,471,625.58
Interest on Contracts	$ 546,440.82	
Rentals	653,390.20	
Interest on Bonds	1,854,161.15	
Interest on Mortgages and X-Contracts	200,887.82	
Oil and Gas Leases	698,146.51	
Miscellaneous	509.89	
Interest on F.H.A. Loans	26,128.28	
Transfer	87,603.71	
Apportioned to Common Schools and Institutions		$4,067,268.38
Fees, Patents, Deeds, etc.	$ 5,360.00	
Contingent	8,051.38	
Reserve Fund	282,504.71	295,916.09
Total Collections		$9,834,810.05

BONDS HELD BY STATE LAND DEPARTMENT

June 30, 1956

	Municipal	Federal	U. S. Treasurer Bills	Total
Common Schools	$4,440,977.99	$23,824,375.00		$28,265,352.99
Agricultural College	448,860.00	1,090,000.00		1,538,860.00
School for Blind	12,928.00	259,000.00	$ 49,701.72	321,629.72
Capitol Building		395,000.00	29,821.03	424,821.03
School for Deaf	16,460.00	370,000.00	49,701.73	436,161,73
State Hospital	43,700.00	189,381.25		233,081.25
Industrial School	12,400.00	389,500.00		401,900.00
Valley City Normal	70,100.00	439,000.00	79,522.76	588,622.76
Mayville Normal	49,000.00	275,000.00		324,000.00
State Training School	131,800.00	394,500.00	9,940.34	536,240.34
School of Science	68,300.00	347,000.00	29,821.03	445,121.03
School of Mines	32,000.00	426,000.00		458,000.00
Soldiers Home	42,500.00	385,000.00	49,701.72	477,201.72
University	214,182.18	781,556.25		995,738.43
TOTAL	$5,583,208.17	$29,565,312.50	$298,210.33	$35,446,731.00

LAND SELECTIONS AND DISTRIBUTION
Original Grant Land

	Acres Selected	Acres Sold	Portion Unsold as of June 30, 1956
Common Schools	2,523,383.78	1,694,727.44	828,656.34
Agricultural College	129,999.98	116,548.17	13,451.81
School for Blind	30,025.76	25,954.58	4,071.18
Capitol Building	82,326.14	66,639.13	15,687.01
School for Deaf	39,966.53	34,912.93	5,053.60
State Hospital	20,000.98	17,830.53	2,170.45
Normal - Industrial School	39,997.24	35,707.80	4,289.44
Normal Schools - Mayville 3/8 Valley City 5/8	80,005.90	71,532.92	8,472.98
Training School	40,024.94	35,395.07	4,629.87
School of Science	39,997.16	36,257.56	3,739.60
School of Mines	40,003.51	35,539.96	4,463.55
Soldiers Home	39,972.36	35,921.82	4,050.54
University	86,066.00	75,673.59	10,392.41
TOTAL ACRES	3,191,770.28	2,282,641.50	909,128.78

FARM LOAN INVESTMENTS BY FUNDS

Farm Loans Held By The State June 30, 1956

	Open Farm Loans	Acquired Land Sold On Contract		Foreclosed Loans and Deeds	Totals
	Principal	Principal	Reserve	Principal	
Common School	$556,790.10	$523,421.19	$1,184,617.56	$262,719.53	$2,527,548.38
Agricultural College	9,700.00	54,846.95	133,872.43	43,221.99	241,641.37
School for Blind		10,795.90	37,400.80	6,300.00	54,496.70
Capitol Building		3,573.39	9,977.31	1,000.00	14,550.70
School for Deaf		13,287.41	37,324.74	7,950.00	58,562.15
State Hospital		8,163.43	11,153.43	2,300.00	21,616.86
Industrial School	900.00	17,602.19	43,539.39	13,974.00	76,015.58
Valley City Normal	4,750.00	10,864.99	23,995.98	3,160.00	42,770.97
Mayville Normal		10,647.22	27,005.36	3,600.00	41,252.58
State Training School	1,400.00	15,828.00	42,513.36	9,800.00	69,541.36
School of Science		23,316.06	44,821.02	17,436.60	85,573.68
School of Mines		16,255.03	57,070.75	8,235.58	81,561.36
Soldiers Home		5,632.16	12,062.39	10,000.00	27,694.55
University		30,893.95	69,957.14	17,000.00	117,851.09
TOTALS	$573,540.10	$745,127.87	$1,735,311.66	$406,697.70	$3,460,677.33

FARM LOANS, FORECLOSED LOANS AND DEEDS, ACREAGE INVOLVED

	Open Loans		Acquired Land Sold On Contract		Foreclosed Loans and Deeds	
	Acres	Number of of Loans	Acres	Number of Contracts	Acres	Number of Loans
Common Schools	110,941.99	252	235,323.20	1,034	36,154.15	182
Agricultural College	1,606.15	4	25,256.10	111	4,841.55	28
School for Blind			6,288.03	26	981.11	3
Capitol Building			1,605.40	8	160.00	1
School for Deaf			7,525.95	33	1,342.70	7
State Hospital			2,948.76	16	311.16	2
Industrial School	157.00	1	8,518.65	38	2,102.71	9
Valley City Normal	634.91	1	5,509.47	25	640.00	4
Mayville Normal			6,356.70	30	640.00	3
Training School	160.00	1	8,618.64	40	1,418.00	9
School of Science			8,844.38	46	2,244.37	11
School of Mines			8,455.89	42	1,514.18	9
Soldiers Home			2,119.00	12	949.95	4
University			13,521.52	69	2,493.29	10
TOTAL	113,500.05	259	340,891.69	1,530	55,793.17	282

GRANT LAND SOLD ON CONTRACT

The Amount of Land Contracts Held by the State June 30, 1956
Of the Common and All Land Grant Institutions

	Acres	No. of Contracts	Principal
Common Schools	372,411.18	2,390	$5,426,110.34
Agricultural College	13,011.20	89	162,436.14
School for Blind	4,752.73	40	52,669.22
Capitol Building	6,712.73	48	87,177.93
School for Deaf	3,877.01	30	48,672.59
State Hospital	2,839.99	25	48,876.29
Industrial School	3,592.16	35	51,658.97
Normal Schools—Mayville ⅜			
Valley City ⅝	7,996.91	62	101,213.19
Training School	4,157.21	38	54,058.19
School of Science	4,582.44	40	60,728.53
School of Mines	4,289.85	38	49,664.23
Soldiers Home	4,612.82	35	58,167.95
University	8,353.30	66	124,734.46
TOTAL	441,189.53	2,936	$6,326,168.03

STATEMENT OF LAND GRANT FUNDS IN VARIOUS SUB-DIVISIONS TO JUNE 30, 1956

COMMON SCHOOLS

On admission to the Union, Congress granted to the State of North Dakota, for the support of Common Schools the Sections 16 and 36 in every township in the State, and where these Sections or parts thereof were omitted on account of being embraced in lakes, rivers or having been homesteaded prior to survey, the State was allowed to select land elsewhere from any public land in the State, an equal area to supply the loss, and such lieu lands are designated as "Indemnity Lands," which are common school lands other than Sections 16 and 36, the proceeds from indemnity lands also to go to the Common School Fund.

INVESTMENTS—

Bonds			
Federal		$ 23,824,375.00	
Municipal		4,440,977.99	$ 28,265,352.99
F.H.A. Loans		929,336.58	
Farm Loans		556,790.10	1,486,126.68
Contracts "Acquired Lands" — Our Investment		523,421.19	
Reserve — Profit On Acquired Lands		1,184,617.56	
Contracts "Original Grant Lands"		5,426,110.34	7,134,149.09
Cash Balance — Permanent Fund		450,725.18	
Cash Balance — Reserve Fund		168,628.43	619,353.61
	Acres		
Foreclosed Loans and Deeds	36,154.15		262,719.53
Cancelled Contracts	43,598.32	*Value $10 per acre	435,983.20
Unsold Grant Land	828,656.34	*Value $10 per acre	8,286,563.40
TOTAL	908,408.81		$46,490,248.50

*Estimated Value

AGRICULTURAL COLLEGE
Fargo

JUNE 30, 1956

Under Section 16 of the Enabling Act admitting this State, there was granted 90,000 acres and under Section 17, an additional 40,000 acres for the support of an Agricultural College, making a total of 130,000 acres granted by Congress for this Institution at Fargo.

Of this grant, 129,999.98 acres have been selected.

INVESTMENTS—

Bonds		
Federal	$ 1,090,000.00	
Municipal	448,860.00	$ 1,538,860.00
Farm Loans	9,700.00	9,700.00
Contracts "Acquired Lands" — Our Investment	54,846.95	
Reserve — Profit on Acquired Land	133,872.43	
Contracts "Original Grant Lands"	162,436.14	351,155.52
Cash Balance — Permanent Fund	85,432.63	
Cash Balance — Reserve Fund	25,365.51	110,798.14

	Acres		
Foreclosed Loans and Deeds	4,841.55		43,221.99
Cancelled Contracts	5,935.43	*Value $10 per acre	59,354.30
Unsold Grant Land	13,451.81	*Value $10 per acre	134,518.10
TOTAL	24,228.79		$ 2,247,608.05

*Estimated Value

SCHOOL FOR THE BLIND
Bathgate

Under Section 17 of the Enabling Act, there was granted 170,000 acres for educational and charitable purposes to be determined by the State Legislature; 30,025.76 acres of this grant has been apportioned to and selected by the State for the benefit of the Blind School at Bathgate.

INVESTMENTS—

Bonds		
Federal	$ 259,000.00	
Municipal	12,928.00	
U. S. Treas. Bills	49,701.72	$ 321,629.72
Contracts		
"Acquired Lands" Our Investment	10,795.90	
Reserve — Profit on Acquired Land	37,400.80	
Contracts "Original Grant Land"	52,669.22	100,865.92
Cash Balance — Permanent Fund	14,051.31	
Cash Balance — Reserve Fund	7,473.01	21,524.32

	Acres		
Foreclosed Loans and Deeds	981.11		6,300.00
Cancelled Contracts	640.00	*Value $10 per acre	6,400.00
Unsold Grant Land	4,071.18	*Value $10 per acre	40,711.80
TOTAL	5,692.29		$ 497,431.76

*Estimated Value

CAPITOL BUILDING
Bismarck

Under Section 12 of the Enabling Act admitting the State, there was granted fifty sections, or 32,000 acres, and under Section 17 of the same act 50,000 acres for public buildings at the Capitol of the State, making 82,000 acres for the Capitol Building. However, there was an over selection of 326.14 acres for this State Institution, making a total selection of 82,326.14 acres.

INVESTMENTS—

Bonds			
Federal		$ 395,000.00	
U. S. Treas. Bills		29,821.03	$ 424,821.03
Contracts			
"Acquired Lands" — Our Investment		3,573.39	
Reserve — Profit on Acquired Land		9,977.31	
Contracts "Original Grant Land"		87,177.93	100,728.63
Cash Balance — Permanent Fund		2,520.19	
Cash Balance — Reserve Fund		3,223.32	5,743.51
	Acres		
Foreclosed Loans and Deeds	160.00		1,000.00
Cancelled Contracts	2,296.25	*Value $10 per acre	22,962.50
Unsold Grant Land	15,687.01	*Value $10 per acre	156,870.10
TOTAL	18,143.26		$ 712,125.77

*Estimated Value

SCHOOL FOR THE DEAF
Devils Lake

Under Section 17 of the Enabling Act admitting the State, there was granted 40,000 acres for the Deaf School. Of this grant, 39,966.53 acres have been selected by the State for this Institution at Devils Lake.

INVESTMENTS—

Bonds			
Federal		$ 370,000.00	
Municipal		16,460.00	
U. S. Treas. Bills		49,701.73	$ 436,161.73
Contracts			
"Acquired Lands" — Our Investment		13,287.41	
Reserve — Profit on Acquired Land		37,324.74	99,284.74
Contracts "Original Grant Land"		48,672.59	
Cash Balance — Permanent Fund		36,702.02	41,763.98
Cash Balance — Reserve Fund		5,061.96	
	Acres		7,950.00
Foreclosed Loans and Deeds	1,342.70		19,177.30
Cancelled Contracts	1,917.73	*Value $10 per acre	50,536.00
Unsold Grant Land	5,053.60	*Value $10 per acre	
TOTAL	8,314.03		$ 654,873.75

*Estimated Value

STATE HOSPITAL
Jamestown

Under Section 17 of the Enabling Act admitting the State, there was granted for educational and charitable institutions 170,000 acres to be apportioned as the legislature should determine. Of this grant, 20,000.98 acres has been selected for the State Hospital at Jamestown.

INVESTMENTS—

Bonds			$ 189,381.25	
Federal			43,700.00	$ 233,081.25
Municipal				
Contracts				
"Acquired Land" — Our Investment			8,163.43	
Reserve — Profit on Acquired Land			11,153.43	
Contracts "Original Grant Land"			48,876.29	68,193.15
Cash Balance — Permanent Fund			4,735.36	
Cash Balance — Reserve Fund			7,023.93	11,759.29
	Acres			
Foreclosed Loans and Deeds	311.16			2,300.00
Cancelled Contracts	407.15	*Value $10 per acre		4,071.50
Unsold Grant Land	2,170.45	*Value $10 per acre		21,704.50
TOTAL	2,888.76			$ 341,109.69

*Estimated Value

NORMAL — INDUSTRIAL SCHOOL
Ellendale

Under Section 17 of the Enabling Act admitting the State, there was granted for educational purposes 170,000 acres of which 40,000 acres have been apportioned and 39,997.24 acres have been selected by the State for the benefit of the Industrial School at Ellendale.

INVESTMENTS—

Bonds			$ 389,500.00	
Federal			12,400.00	$ 401,900.00
Municipal			900.00	900.00
Farm Loans			17,602.19	
Contracts				
"Acquired Land" — Our Investment			43,539.39	
Reserve — Profit on Acquired Land			51,658.97	112,800.55
Contracts "Original Grant Land"			73,876.61	
Cash Balance — Permanent Fund			11,574.87	85,451.48
Cash Balance — Reserve Fund				13,974.00
	Acres			
Foreclosed Loans and Deeds	2,102.71			12,737.60
Cancelled Contracts	1,273.76	*Value $10 per acre		42,894.40
Unsold Grant Land	4,289.44	*Value $10 per acre		
TOTAL	7,665.91			$ 670,658.03

*Estimated Value

NORMAL SCHOOLS

Valley City - Mayville

Under Section 17 of the Enabling Act admitting the State, there was granted for the State Normal Schools 80,000 acres. The Legislature of the State has apportioned 30,000 acres of this grant to the Mayville Normal and 50,000 acres of this grant to the Valley City Normal. In the selection of these lands, however, no division was made but the full 80,000 taken for Normal Schools and, in the division of receipts for such lands, five-eights is given to the Valley City institution and three-eights to Mayville, being the proportion to which each is entitled according to the area of the grants to each. There was, however, an over-selection of 5.90 acres, making the total acres selected for the above Normal Schools 80,005.90.

INVESTMENTS — MAYVILLE NORMAL

Bonds			
Federal		$ 275,000.00	
Municipal		49,000.00	$ 324,000.00
Contracts			
"Acquired Land" — Our Investment		10,647.22	
Reserve — Profit on Acquired Land		27,005.36	37,652.58
Cash Balance — Permanent Fund		48,162.96	
Cash Balance — Reserve Fund		7,019.12	55,182.08
	Acres		
Foreclosed Loans and Deeds	640.00		3,600.00
TOTAL			$ 420,434.66

INVESTMENTS — VALLEY CITY NORMAL

Bonds			
Federal		$ 439,000.00	
Municipal		70,100.00	
U.S. Treas. Bills		79,522.76	$ 588,622.76
Farm Loans		4,750.00	4,750.00
Contracts			
"Acquired Lands" — Our Investment		10,864.99	
Reserve — Profit on Acquired Land		23,995.98	34,860.97
Cash Balance — Permanent Fund		23,005.82	
Cash Balance — Reserve Fund		7,291.26	30,297.08
	Acres		
Foreclosed Loans and Deeds	640.00		3,160.00
TOTAL			$ 661,690.81

Grant Land Sold On Contract			
Active Contracts — Mayville ⅜, Valley City ⅝			101,213.19
	Acres		
Cancelled Contracts	3,254.57	*Value $10 per acre	32,545.70
Unsold Grant Land	8,472.98	*Value $10 per acre	84,729.80
TOTAL	11,727.55		$ 218,488.69

*Estimated Value

STATE TRAINING SCHOOL
Mandan

Under Section 17 of the Eabling Act admitting the State, there was granted by Congress to the State Training School 40,000 acres. An over-selection of 24.94 acres was made, making the total acres selected for this institution at Mandan 40,024.94 acres.

INVESTMENTS—

Bonds			
Federal		$ 394,500.00	
Municipal		131,800.00	
U.S. Treas. Bills		9,940.34	$ 536,240.34
Farm Loans		1,400.00	1,400.00
Contracts			
"Acquired Lands" — Our Investment		15,828.00	
Reserve — Profit on Acquired Land		42,513.36	
Contracts — "Original Grant Lands"		54,058.19	112,399.55
Cash Balance — Permanent Fund		4,991.65	
Cash Balance — Reserve Fund		11,890.50	16,882.15
	Acres		
Foreclosed Loans and Deeds	1,418.00		9,800.00
Cancelled Contracts	1,461.24	*Value $10 per acre	14,612.40
Unsold Grant Land	4,629.87	*Value $10 per acre	46,298.70
TOTAL	7,509.11		$ 737,633.14

*Estimated Value

SCHOOL OF SCIENCE
Wahpeton

Of the 170,000 acres granted to the State under Section 17 of the Enabling Act for educational and charitable purposes, 40,000 acres have been given by the State Legislature to the Scientific School at Wahpeton and of which 39,997.16 acres have been selected.

INVESTMENTS—

Bonds			
Federal		$ 347,000.00	
Municipal		68,300.00	
U. S. Treas. Bills		29,821.03	$ 445,121.03
Contracts			
"Acquired Lands" — Our Investment		23,316.06	
Reserve — Profit on Acquired Land		44,821.02	
Contracts — Original Grant Lands		60,728.53	128,865.61
Cash Balance — Permanent Fund		2,227.67	
Cash Balance — Reserve Fund		8,902.34	11,130.01
	Acres		
Foreclosed Loans and Deeds	2,244.37		17,436.60
Cancelled Contracts	1,121.55	*Value $10 per acre	11,215.50
Unsold Grant Land	3,739.60	*Value $10 per acre	37,396.00
TOTAL	7,105.52		$ 651,164.75

*Estimated Value

SCHOOL OF MINES
Grand Forks

Under Section 17 of the Enabling Act admitting the State, there was granted for the School of Mines 40,000 acres. There was an over selection of 3.51 acres by the State, making a total of 40,003.51 acres for this institution, which is located at Grand Forks in connection with the University.

INVESTMENTS—

Bonds			
Federal		$ 426,000	
Municipal		32,000.00	$ 458,000.00
Contracts			
"Acquired Land" — Our Investment		16,255.03	
Reserve — Profit on Acquired Land		57,070.75	
Contracts "Original Grant Land"		49,664.23	122,990.01
Cash Balance — Permanent Fund		37,799.19	
Cash Balance — Reserve Fund		6,286.62	44,085.81
	Acres		
Foreclosed Loans and Deeds	1,514.18		8,235.58
Cancelled Contracts	949.68	*Value $10 per acre	9,496.80
Unsold Grant Land	4,463.55	*Value $10 per acre	44,635.50
TOTAL	6,927.41		$ 687,443.70

*Estimated Value

SOLDIERS HOME
Lisbon

Of the 170,000 acres granted by Section 17 of the Enabling Act for educational and charitable purposes, the State Legislature apportioned 40,000 acres to the Soldiers Home at Lisbon and 39,972.36 acres of this grant has been selected.

INVESTMENTS—

Bonds			
Federal		$ 385,000.00	
Municipal		42,500.00	
U. S. Treas. Bills		49,701.72	$ 477,201.72
Contracts			
"Acquired Lands" — Our Investment		5,632.16	
Reserve — Profit on Acquired Land		12,062.39	
Contracts "Original Grant Land"		58,167.95	75,862.50
Cash Balance — Permanent Fund		9,123.96	
Cash Balance — Reserve Fund		4,700.75	13,824.71
	Acres		
Foreclosed Loans and Deeds	949.95		10,000.00
Cancelled Contracts	1,448.75	*Value $10 per acre	14,487.50
Unsold Grant Land	4,050.54	*Value $10 per acre	40,505.40
TOTAL	6,449.24		$ 631,881.83

*Estimated Value

UNIVERSITY
Grand Forks

Under Section 14 of the Enabling Act admitting the State, there was granted seventy-two sections, or 46,080 acres, and under Section 17 of said Act 40,000 acres, making a total of 86,080 acres for the State University. Of this grant, 86,066 acres have been selected by the State for this Institution at Grand Forks.

INVESTMENTS—

Bonds			
Federal		$ 781,556.25	
Municipal		214,182.18	$ 995,738.43
Contracts			
"Acquired Lands" — Our Investment		30,893.95	
Reserve — Profit on Acquired Land		69,957.14	
Contracts "Original Grant Land"		124,734.46	225,585.55
Cash Balance — Permanent Fund		20,917.57	
Cash Balance — Reserve Fund		11,400.30	32,317.87
	Acres		
Foreclosed Loans and Deeds	2,493.29		17,000.00
Cancelled Contracts	4,214.75	*Value $10 per acre	42,147.50
Unsold Grant Land	10,392.41	*Value $10 per acre	103,924.10
TOTAL	17,100.45		$ 1,416,713.45

*Estimated Value

THIRTY-THIRD BIENNIAL REPORT

of the

Commissioner of University and School Lands

State of North Dakota

For the Period Beginning July 1, 1956
and Ending June 30, 1958

THIRTY-THIRD BIENNIAL REPORT

of the

Commissioner of University and School Lands

State of North Dakota

For the Period Beginning July 1, 1956
and Ending June 30, 1958

The Governing Body created by Section 156 of Article IX of the Constitution of the State of North Dakota, and consisting of the following officers:

HON. JOHN E. DAVIS, President.....Governor
BEN MEIER, Vice President.....Secretary of State
CURTIS OLSON.....State Auditor
LESLIE R. BURGUM.....Attorney General
M. F. PETERSON.....Superintendent of Public Instruction
ANTON J. SCHMIDT.....Secretary-Commissioner of University and School Lands

"Buy Dakota Maid Flour"

BISMARCK TRIBUNE 90017



ANTON J. SCHMIDT
State Land Commissioner

LETTER OF TRANSMITTAL

Bismarck, North Dakota
July 1, 1958

To His Excellency, John E. Davis
Governor of North Dakota
Bismarck, North Dakota

Sir:

In accordance with Chapter 15-02 Revised Code of 1943, I have the honor to submit herewith the biennial report of the State Land Department for the period beginning July 1, 1956 and ending June 30, 1958.

ANTON J. SCHMIDT
Land Commissioner

OFFICE FORCE

Anton J. Schmidt	Land Commissioner
Gideon Raile	Deputy Land Commissioner
John H. Bowers	Office Deputy
Spara Christenson	Cashier
Joyce Malmstad	Assistant Cashier
Pearl A. Engen	Assistant Cashier
Marie Lee	Secretary
Emma Peightal	Title Clerk
Eugene Weekes	Bond and Mortgage Manager
Ernest Pederson	Oil and Leasing Manager
Margaret Pederson	Land Sales Clerk
Alvina Braun	Oil Lease Clerk
Lavina Bohl	Bookkeeper

FIELDMEN

Karl Kleppe	Napoleon, N. Dak.
M. T. Lillehaugen	Michigan, N. Dak.
R. R. Scholl	Washburn, N. Dak.
George P. Braun	Dickinson, N. Dak.

DEPARTMENT ATTORNEY

John E. Adams	Assistant Attorney General

FINANCIAL STATEMENT
June 30, 1958

Bonds—		
Federal		$28,876,195.31
Municipal	7,659,806.09	
U. S. Treasury Certificates	482,000.00	$37,018,001.40
F.H.A. Loans	2,279,721.49	
Farm Loans	983,944.40	3,263,665.89
Land Sold on Contract Acquired Land	1,877,270.40	
Land Sold on Contract Grant Land	5,853,952.29	7,731,222.69
Cash Balance—Permanent Fund	368,087.49	
Cash Balance—Reserve Fund	270,144.70	638,232.19

	Acres		
Foreclosed Loans	949.95		10,000.00
Acquired Land	52,309.43	*Value $10 per acre	523,094.30
Unsold Grant Land	951,634.16	*Value $10 per acre	9,516,341.60
Total	1,004,893.54		$58,700,558.07

*Estimated Value

EARNINGS

Collections - Interest and Income from July 1, 1956 to June 30, 1958

	Interest On Contracts	Land Rentals	Bond Interest	Interest On Loans & X-Contracts	Oil & Gas Leases	Misc.	Interest F.H.A. Loans	Transfer	Totals
Common School	$447,070.38	597,580.74	1,532,919.11	154,367.66	1,213,293.06	40,571.39	89,504.89	279,410.97	4,354,718.20
Agricultural College	13,557.44	26,290.90	91,401.93	11,750.43	22,043.50				165,044.20
School for Blind	4,136.81	6,178.24	18,822.19	2,452.67	2,456.25				34,046.16
Capitol Building	7,625.40	14,863.68	21,937.97	965.12	14,214.25				59,606.42
School for Deaf	3,960.66	8,144.98	24,988.22	2,804.87	9,020.75				48,919.48
State Hospital	4,196.65	2,185.44	13,132.95	885.39	2,365.00				22,765.43
Industrial School	3,979.73	6,438.67	25,529.60	3,066.99	12,839.00				51,853.99
Valley City Normal	4,948.66	6,743.78	33,248.19	2,388.19	4,431.85				51,760.67
Mayville Normal	2,971.48	4,121.71	19,828.09	2,093.16	4,718.65				33,733.09
Training School	4,489.65	7,945.40	30,761.81	3,769.30	15,712.10				62,678.26
School of Science	4,735.96	5,339.04	23,953.07	4,004.98	4,380.25				42,413.30
School of Mines	3,843.34	7,960.49	26,321.81	4,534.18	4,143.25				46,803.07
Soldier's Home	4,536.90	4,601.35	25,851.16	1,066.74	4,866.50				40,922.65
University	9,507.37	15,557.09	56,507.01	6,829.42	10,940.75				99,341.64
TOTAL	$519,560.43	713,951.51	1,945,203.11	200,979.10	1,325,425.16	40,571.39	89,504.89	279,410.97	5,114,606.56

SUMMARY OF COLLECTIONS

Permanent Funds - From July 1, 1956 to June 30, 1958

	Land Sold On Contracts	Land Sold	Ease-ments	Bonds	Farm Loans And X-Contracts	Royalty Coal and Gravel	Misc.	F.H.A. Loans	Royalty Oil and Gas	Total
Common School	$1,266,177.91	23,277.61	694.00	775,074.78	611,328.73	37,750.24	3,891.49	107,289.94	543,255.02	3,368,739.72
Agricultural College	41,897.06			227,694.00	67,922.34	164.00	714.69		47,926.98	386,319.07
School for Blind	12,350.20	31.00		84,329.72	10,590.31				16,783.10	124,084.33
Capitol Building	12,492.80			29,821.03	2,589.41	80.00				44,983.24
School for Deaf	10,791.15	31.75		132,641.73	16,165.84	80.00				159,710.47
State Hospital	5,459.53			56,200.00	3,642.71	80.00			15,207.03	80,589.27
Industrial School	12,700.27			65,400.00	19,113.81	80.00				97,294.08
Valley City Normal	13,402.15	39.25		167,822.76	9,654.64	50.00				190,968.80
Mayville Normal	8,159.23	23.50		59,600.00	9,213.09	30.00				77,025.82
Training School	11,316.75			96,340.34	14,708.87				14,926.41	137,292.37
School of Science	12,231.02	188.75	12.50	84,121.03	29,280.99					125,834.29
School of Mines	10,582.20			55,400.00	15,636.18	1,608.79				83,227.17
Soldier's Home	16,683.92			126,701.72	1,341.51	997.14				145,724.29
University	37,601.15	82.05		172,012.50	26,880.81	719.90			4,054.61	241,351.02
TOTAL	$1,471,845.34	23,673.91	706.50	2,133,159.61	838,069.24	41,640.07	4,606.18	107,289.94	642,153.15	5,263,143.94

COLLECTIONS DISTRIBUTED TO INSTITUTIONAL FUNDS

From July 1, 1956 to June 30, 1958

Land Contracts	$1,471,845.34	
Land Sold	23,673.91	
Easements	706.50	
Bond Collections	2,133,159.61	
Farm Loans and X-Contracts	838,069.24	
Royalty—Coal and Gravel	41,640.07	
Miscellaneous	4,606.18	
F.H.A. Loans	107,289.94	
Royalty—Oil and Gas	642,153.15	
Credited to Permanent Fund		$ 5,263,143.94
Interest on Contracts	$ 519,560.43	
Land Rentals	713,951.51	
Interest on Bonds	1,945,203.11	
Interest on Loans and X-Contracts	200,979.10	
Oil and Gas Leases	1,325,425.16	
Miscellaneous	40,571.39	
Interest on F.H.A. Loans	89,504.89	
Transfers	279,410.97	
Apportioned to Common Schools and Institutions		$ 5,114,606.56
Fees, Patents, Deeds, etc.	$ 10,750.55	
Reserve Fund	364,944.19	
Contingent	4,890.15	380,584.89
Total Collections		$10,758,335.39

BONDS HELD BY STATE LAND DEPARTMENT

June 30, 1958

	Municipal	Federal	U. S. Treasurer Certificates	Total
Common Schools	$5,344,195.21	$23,724,375.00		$29,068,570.21
Agricultural College	788,936.20	925,000.00	$ 30,000.00	1,743,936.20
School for Blind	74,300.00	284,393.75	12,000.00	370,693.75
Capitol Building		423,696.88	15,000.00	438,696.88
School for Deaf	93,520.00	369,525.00	30,000.00	493,045.00
State Hospital	61,500.00	161,512.50	30,000.00	253,012.50
Industrial School	72,000.00	354,414.06	75,000.00	501,414.06
Valley City Normal	217,385.00	383,131.25	25,000.00	625,516.25
Mayville Normal	106,400.00	224,000.00	55,000.00	385,400.00
State Training School	232,400.00	344,414.06		576,814.06
School of Science	107,500.00	339,045.31	20,000.00	466,545.31
School of Mines	62,000.00	393,131.25	64,000.00	519,131.25
Soldiers Home	139,500.00	314,000.00	45,000.00	498,500.00
University	360,169.68	635,556.25	81,000.00	1,076,725.93
TOTAL	$7,659,806.09	$28,876,195.31	$482,000.00	$37,018,001.40

LAND SELECTIONS AND DISTRIBUTION

Original Grant Land

	Acres Selected	Acres Sold	Portion Unsold June 30, 1958
Common School	2,523,383.78	1,673,590.54	849,793.24
Agricultural College	129,999.98	111,532.79	18,467.19
School for Blind	30,025.76	25,475.84	4,549.92
Capitol Building	82,326.14	64,653.72	17,672.42
School for Deaf	39,966.53	33,038.01	6,928.52
State Hospital	20,000.98	17,424.63	2,576.35
Normal Industrial School	39,997.24	34,872.45	5,124.79
Normal Schools—			
Mayville 3/8			
Valley City 5/8	80,005.90	68,362.43	11,643.47
Training School	40,024.94	34,373.83	5,651.11
School of Science	39,997.16	35,302.42	4,694.74
School of Mines	40,003.51	34,903.12	5,100.39
Soldiers Home	39,972.36	34,673.85	5,298.51
University	86,066.00	71,932.49	14,133.51
TOTAL ACRES	3,191,770.28	2,240,136.12	951,634.16

FARM LOAN INVESTMENTS BY FUNDS

Farm Loans Held by the State June 30, 1958

	Farm Loans	Acquired Land Sold on Contract	Foreclosed Loans	Totals
Common School	$968,561.40	$1,296,652.12	$	$2,265,213.52
Agricultural College	8,333.00	141,354.23		149,687.23
School for Blind		35,732.40		35,732.40
Capitol Building		11,200.94		11,200.94
School for Deaf		33,092.89		33,092.89
State Hospital		15,455.53		15,455.53
Industrial School	900.00	39,437.51		40,337.51
Valley City Normal	4,750.00	23,699.03		28,449.03
Mayville Normal		25,919.79		25,919.79
State Training School	1,400.00	51,830.19		53,230.19
School of Science		55,800.24		55,800.24
School of Mines		55,217.26		55,217.26
Soldiers Home		13,058.04	10,000.00	23,058.04
University		78,820.23		78,820.23
TOTALS	$983,944.40	$1,877,270.40	$10,000.00	$2,871,214.80

FARM LOANS, FORECLOSED LOANS, ACREAGE

	Farm Loans		Acquired Land Sold On Contract		Foreclosed Loans	
	Acres	Number of of Loans	Acres	Number of Contracts	Acres	Number of Loans
Common Schools	185,542.49	322	200,066.08	885		
Agricultural College	1,286.15	3	21,404.58	94		
School for Blind			5,808.03	23		
Capitol Building			1,605.40	8		
School for Deaf			6,525.95	28		
State Hospital			2,148.76	12		
Industrial School	157.00	1	5,975.41	29		
Valley City Normal	634.91	1	4,389.47	19		
Mayville Normal			5,522.10	26		
Training School	160.00	1	8,224.64	38		
School of Science			7,941.38	43		
School of Mines			6,887.48	34		
Soldiers Home			2,119.00	12	949.95	4
University			11,800.71	61		
TOTAL	187,780.55	328	290,418.99	1,312	949.95	4

GRANT LAND SOLD ON CONTRACT

Land Contracts Held by the State June 30, 1958

	Acres	No. of Contracts	Principal
Common School	355,593.25	2,279	$5,031,116.08
Agricultural College	12,171.25	88	156,640.08
School for Blind	4,433.73	37	49,544.42
Capitol Building	6,733.57	47	84,560.13
School for Deaf	3,443.52	26	38,531.44
State Hospital	2,802.13	24	43,448.51
Industrial School	3,632.16	35	54,058.70
Normal Schools—			
Mayville ⅜			
Valley City ⅝	6,966.55	57	81,214.61
Training School	4,399.81	39	61,491.44
School of Science	4,076.08	35	51,947.51
School of Mines	4,249.00	37	50,882.03
Soldiers Home	4,098.53	32	50,234.03
University	7,277.70	60	100,283.31
TOTAL	419,877.28	2,796	$5,853,952.29

STATEMENT OF LAND GRANT FUNDS IN VARIOUS SUB-DIVISIONS TO JUNE 30, 1958

COMMON SCHOOLS

On admission to the Union, Congress granted to the State of North Dakota, for the support of Common Schools the Sections 16 and 36 in every township in the State, and where these Sections or parts thereof were omitted on account of being embraced in lakes, rivers or having been homesteaded prior to survey, the State was allowed to select land elsewhere from any public land in the State, an equal area to supply the loss, and such lieu lands are designated as "Indemnity Lands", which are common school lands other than Sections 16 and 36, the proceeds from indemnity lands also to go to the Common School Fund.

INVESTMENTS

Bonds—		
Federal	$23,724,375.00	
Municipal	5,344,195.21	$29,068,570.21
F.H.A. Loans	2,279,721.49	
Farm Loans	968,561.40	3,248,282.89
Land Sold on Contract Acquired Land	1,296,652.12	
Land Sold on Contract Grant Land	5,031,116.08	6,327,768.20
Cash Balance—Permanent Fund	238,980.91	
Cash Balance—Reserve Fund	167,140.43	406,121.34

	Acres		
Acquired Land	33,983.41	*Value $10 per acre	339,834.10
Unsold Grant Land	849,793.24	*Value $10 per acre	8,497,932.40
TOTAL	883,776.65		$47,888,509.14

*Estimated Value

AGRICULTURAL COLLEGE
Fargo

Under Section 16 of the Enabling Act admitting this State, there was granted 90,000 acres and under Section 17, an additional 40,000 acres for the support of an Agricultural College, making a total of 130,000 acres granted by Congress for this Institution at Fargo.

Of this grant, 129,999.98 acres have been selected.

INVESTMENTS

Bonds—		
Federal	$ 925,000.00	
Municipal	788,936.20	
U. S. Treasury Certificates	30,000.00	$ 1,743,936.20
Farm Loans	8,333.00	8,333.00
Land Sold on Contract Acquired Land	141,354.23	
Land Sold on Contract Grant Land	156,640.08	297,994.31
Cash Balance—Permanent Fund	38,981.50	
Cash Balance—Reserve Fund	10,518.16	49,499.31

	Acres		
Acquired Land	4,763.05	*Value $10 per acre	47,630.50
Unsold Grant Land	18,467.19	*Value $10 per acre	184,671.90
TOTAL	23,230.24		$2,332,065.57

*Estimated Value

SCHOOL FOR THE BLIND
Bathgate

Under Section 17 of the Enabling Act, there was granted 170,000 acres for educational and charitable purposes to be determined by the State Legislature; 30,025.76 acres of this grant has been apportioned to and selected by the State for the benefit of the Blind School at Bathgate.

INVESTMENTS

Bonds—		
Federal	$ 284,393.75	
Municipal	74,300.00	
U. S. Treasury Certificates	12,000.00	$370,693.75
Land Sold on Contract Acquired Land	35,732.40	
Land Sold on Contract Grant Land	49,544.42	85,276.82
Cash Balance—Permanent Fund	4,741.89	
Cash Balance—Reserve Fund	8,094.40	12,836.29

	Acres		
Acquired Land	1,141.11	*Value $10 per acre	11,411.10
Unsold Grant Land	4,549.92	*Value $10 per acre	45,499.20
TOTAL	5,691.03		$525,717.16

*Estimated Value

CAPITOL BUILDING

Bismarck

Under Section 12 of the Enabling Act admitting the State, there was granted fifty sections, or 32,000 acres, and under Section 17 of the same act 50,000 acres for public buildings at the Capitol of the State, making 82,000 acres for the Capitol Building. However, there was an over selection of 326.14 acres for this State Institution, making a total selection of 82,326.14 acres.

INVESTMENTS

Bonds—		
Federal	$423,696.88	
U. S. Treasury Certificates	15,000.00	$438,696.88
Land Sold on Contract Acquired Land	11,200.94	
Land Sold on Contract Grant Land	84,560.13	95,761.07
Cash Balance—Permanent Fund	3,757.05	
Cash Balance—Reserve Fund	2,983.67	6,740.72

	Acres		
Acquired Land	160.00	*Value $10 per acre	1,600.00
Unsold Grant Land	17,672.42	*Value $10 per acre	176,724.20
TOTAL	17,832.42		$719,522.87

*Estimated Value

SCHOOL FOR THE DEAF

Devils Lake

Under Section 17 of the Enabling Act admitting the State, there was granted 40,000 acres for the Deaf School. Of this grant 39,966.53 acres have been selected by the State for this Institution at Devils Lake.

INVESTMENTS

Bonds—		
Federal	$369,525.00	
Municipal	93,520.00	
U. S. Treasury Certificates	30,000.00	$493,045.00
Land Sold on Contract Acquired Land	33,092.89	
Land Sold on Contract Grant Land	38,531.44	71,624.33
Cash Balance—Permanent Fund	6,887.49	
Cash Balance—Reserve Fund	2,619.73	9,507.22

	Acres		
Acquired Land	1,662.70	*Value $10 per acre	16,627.00
Unsold Grant Land	6,928.52	*Value $10 per acre	69,285.20
TOTAL	8,591.22		$660,088.75

*Estimated Value

STATE HOSPITAL
Jamestown

Under Section 17 of the Enabling Act admitting the State, there was granted for educational and charitable institutions 170,000 acres to be apportioned as the Legislature should determine. Of this grant, 20,000.98 acres has been selected for the State Hospital at Jamestown.

INVESTMENTS

Bonds—		
Federal	$161,512.50	
Municipal	61,500.00	
U. S. Treasury Certificates	30,000.00	$253,012.50
Land Sold on Contract Acquired Land	15,455.53	
Land Sold on Contract Grant Land	43,448.51	58,904.04
Cash Balance—Permanent Fund	6,536.31	
Cash Balance—Reserve Fund	7,242.55	13,778.86

	Acres		
Acquired Land	311.16	*Value $10 per acre	3,111.60
Unsold Grant Land	2,576.35	*Value $10 per acre	25,763.50
TOTAL	2,887.51		$354,570.50

*Estimated Value

NORMAL — INDUSTRIAL SCHOOL
Ellendale

Under Section 17 of the Enabling Act admitting the State, there was granted for educational purposes 170,000 acres of which 40,000 acres have been apportioned and 39,997.24 acres have been selected by the State for the benefit of the Industrial School at Ellendale.

INVESTMENTS

Bonds—		
Federal	$354,414.06	
Municipal	72,000.00	
U. S. Treasury Certificates	75,000.00	$501,414.06
Farm Loans	900.00	900.00
Land Sold on Contract Acquired Land	39,437.51	
Land Sold on Contract Grant Land	54,058.70	93,496.21
Cash Balance—Permanent Fund	6,256.63	
Cash Balance—Reserve Fund	10,965.13	17,221.76

	Acres		
Acquired Land	2,262.71	*Value $10 per acre	22,627.10
Unsold Grant Land	5,124.79	*Value $10 per acre	51,247.90
TOTAL	7,387.50		$686,907.03

*Estimated Value

NORMAL SCHOOLS

Valley City - Mayville

Under Section 17 of the Enabling Act admitting the State, there was granted for the State Normal Schools 80,000 acres. The Legislature of the State has apportioned 30,000 acres of this grant to the Mayville Normal and 50,000 acres of this grant to the Valley City Normal. In the selection of these lands, however, no division was made but the full 80,000 taken for Normal Schools, and, in the division of receipts for such lands, five-eights is given to the Valley City institution and three-eights to Mayville, being the proportion to which each is entitled according to the area of the grants to each. There was, however, an over-selection of 5.90 acres, making the total acres selected for the above Normal Schools 80,005.90.

INVESTMENTS — MAYVILLE NORMAL

Bonds—		
Federal	$224,000.00	
Municipal	106,400.00	
U. S. Treasury Certificates	55,000.00	$385,400.00
Land Sold on Contract		
Acquired Land	25,919.79	25,919.79
Cash Balance—Permanent Fund	4,188.78	
Cash Balance—Reserve Fund	9,426.02	13,614.80

	Acres		
Acquired Land	640.00	*Value $10 per acre	6,400.00
TOTAL			$431,334.59

INVESTMENTS — VALLEY CITY NORMAL

Bonds—		
Federal	$383,131.25	
Municipal	217,385.00	
U. S. Treasury Certificates	25,000.00	$625,516.25
Farm Loans	4,750.00	4,750.00
Land Sold on Contract		
Acquired Land	23,699.03	23,699.03
Cash Balance—Permanent Fund	9,258.37	
Cash Balance—Reserve Fund	8,798.56	18,056.93

	Acres		
Acquired Land	640.00	*Value $10 per acre	6,400.00
TOTAL			$678,422.21
Grant Land Sold on Contract—Mayville 3/8, Valley City 5/8			81,214.61

	Acres		
Unsold Grant Land	11,643.47	*Value $10 per acre	116,434.70

*Estimated Value

STATE TRAINING SCHOOL
Mandan

Under Section 17 of the Enabling Act admitting the State, there was granted by Congress to the State Training School 40,000 acres. An over-selection of 24.94 acres was made, making the total acres selected for this institution at Mandan 40,024.94 acres.

INVESTMENTS

Bonds—		
Federal	$344,414.06	
Municipal	232,400.00	$576,814.06
Farm Loans	1,400.00	1,400.00
Land Sold on Contract Acquired Land	51,830.19	
Land Sold on Contract Grant Land	61,491.44	113,321.63
Cash Balance—Permanent Fund	5,369.96	
Cash Balance—Reserve Fund	12,992.80	18,362.76

	Acres		
Acquired Land	1,098.00	*Value $10 per acre	10,980.00
Unsold Grant Land	5,651.11	*Value $10 per acre	56,511.10
TOTAL	6,749.11		$777,389.55

*Estimated Value

SCHOOL OF SCIENCE
Wahpeton

Of the 170,000 acres granted to the State under Section 17 of the Enabling Act of educational and charitable purposes, 40,000 acres have been given by the State Legislature to the Scientific School at Wahpeton, and of which 39,997.16 acres have been selected.

INVESTMENTS

Bonds—		
Federal	$339,045.31	
Municipal	107,500.00	
U. S. Treasury Certificates	20,000.00	$466,545.31
Land Sold on Contract Acquired Land	55,800.24	
Land Sold on Contract Grant Land	51,947.51	107,747.75
Cash Balance—Permanent Fund	22,516.65	
Cash Balance—Reserve Fund	3,658.19	26,174.84

	Acres		
Acquired Land	1,796.37	*Value $10 per acre	17,963.70
Unsold Grant Land	4,694.74	*Value $10 per acre	46,947.40
TOTAL	6,491.11		$665,379.00

*Estimated Value

SCHOOL OF MINES
Grand Forks

Under Section 17 of the Enabling Act admitting the State, there was granted for the School of Mines 40,000 acres. There was an over-selection of 3.51 acres by the State, making a total of 40,003.51 acres for this institution, which is located at Grand Forks in connection with the University.

INVESTMENTS

Bonds—		
Federal	$393,131.25	
Municipal	62,000.00	
U. S. Treasury Certificates	64,000.00	$519,131.25
Land Sold on Contract Acquired Land	55,217.26	
Land Sold on Contract Grant Land	50,882.03	106,099.29
Cash Balance—Permanent Fund	4,495.11	
Cash Balance—Reserve Fund	8,758.96	13,254.07

	Acres		
Acquired Land	1,514.18	*Value $10 per acre	15,141.80
Unsold Grant Land	5,100.39	*Value $10 per acre	51,003.90
TOTAL	6,614.57		$704,630.31

*Estimated Value

SOLDIERS HOME
Lisbon

Of the 170,000 acres granted by Section 17 of the Enabling Act for educational and charitable purposes, the State Legislature apportioned 40,000 acres to the Soldiers Home at Lisbon, and 39,972.36 acres of this grant has been selected.

INVESTMENTS

Bonds—		
Federal	$314,000.00	
Municipal	139,500.00	
U. S. Treasury Certificates	45,000.00	$498,500.00
Land Sold on Contract Acquired Land	13,058.04	
Land Sold on Contract Grant Land	50,234.03	63,292.07
Cash Balance—Permanent Fund	6,848.25	
Cash Balance—Reserve Fund	7,995.75	14,844.00

	Acres		
Foreclosed Loans	949.95		10,000.00
Unsold Grant Land	5,298.51	*Value $10 per acre	52,985.10
TOTAL	6,248.46		$639,621.17

*Estimated Value

UNIVERSITY
Grand Forks

Under Section 14 of the Enabling Act admitting the State, there was granted seventy-two sections, or 46,080 acres, and under Section 17 of said Act 40,000 acres, making a total of 86,080 acres for the State University. Of this grant, 86,066 acres have been selected by the State for this Institution at Grand Forks.

INVESTMENTS

Bonds—		
Federal	$635,556.25	
Municipal	360,169.68	
U. S. Treasury Certificates	81,000.00	$1,076,725.93
Land Sold on Contract Acquired Land	78,820.23	
Land Sold on Contract Grant Land	100,283.31	179,103.54
Cash Balance—Permanent Fund	9,268.59	
Cash Balance—Reserve Fund	8,950.35	18,218.94

	Acres		
Acquired Land	2,336.74	*Value $10 per acre	23,367.40
Unsold Grant Land	14,133.51	*Value $10 per acre	141,335.10
TOTAL	16,470.25		$1,438,750.91

*Estimated Value

OIL AND GAS REPORT
Rentals - Bonuses - Royalties

The first oil and gas leases were issued in 1936 by the State Land Department. Up until 1950 some of the leases issued were for ten year primary term. Prior to 1951, leases were issued through direct negotiation with the Land Commissioner and the Board of University and School Lands, but since that time all leases are sold at public auction. The leases issued now are for a primary term of five years with an annual rental of 25¢ per acre. The bidding is on the bonus, the minimum of which is 25¢ per acre. Following is a report of the receipts from rentals, bonuses and royalties from 1936 through June 1958:

Year	Leases	Bonus	Total
1936	$ 1,215.00		$ 1,215.00
1937	3,220.00		3,220.00
1938	775.00		775.00
1939	20.00		20.00
1940	9,160.67		9,160.67
1941	13,793.79		13,793.79
1942	15,081.90		15,081.90
1943	9,479.14		9,479.14
1944	5,200.72		5,200.72
1945	2,525.25		2,525.25
1946	1,745.67		1,745.67
1947	1,241.74		1,241.74
1948	6,876.39		6,876.39
1949	122,050.86		122,050.86
1950	138,215.14		138,215.14
1951	168,142.52	351,843.32	519,985.84
1952	209,499.75	1,585,860.00	1,795,359.75
1953	221,153.32	338,739.25	559,892.57
1954	198,327.43	717,788.50	916,115.93
1955	173,507.08	180,203.55	353,710.63
1956	141,893.95	78,713.25	220,607.20
1957	140,355.67	940,393.25	1,080,748.92
To 6-30-1958	55,598.61	148,682.75	204,281.36
TOTALS	$1,639,079.60	$4,342,223.87	$5,981,303.47

Oil and Gas Royalty

1952	$ 27,471.07
1953	96,646.16
1954	101,353.27
1955	272,221.80
1956	330,778.46
1957	336,017.73
To 6-30-1958	148,932.74
TOTAL	$1,313,421.23

The first production of oil on lands under the control of the Board of University and School Lands was in May, 1952, on the North Dakota "A" tract consisting of all of Section 16-156-95.

As of June, 1958, there were 79 producing oil wells on School Land. Some of these wells are full interest and some of them are on lands that have been sold with 50% of the minerals reserved to the State. Following is a list of the tracts on which there is now or has been oil production. Each tract may have one or more oil wells:

COMMON SCHOOL

Name	Description	County	State's Share
A. E. Matteson	NE¼ Sec. 16-139-100	Billings	1/16
North Dakota "A 1" (Ward-Williston)	NW¼ Sec. 36-164-80	Bottineau	⅛
North Dakota "A 3" (Ward-Williston)	NE¼NW¼SW¼ Sec. 36-164-80	Bottineau	1/16
North Dakota "A 4" (Ward-Williston)	NE¼SW¼SW¼ Sec. 36-164-80	Bottineau	1/16
North Dakota "A 5" (Ward-Williston)	NE¼SE¼SW¼ Sec. 36-164-80	Bottineau	1/16
North Dakota "A 6" (Ward-Williston)	NE¼SW¼SE¼ Sec. 36-164-80	Bottineau	1/16
Arnold Nermyr Tract No. 1	NE¼ Sec. 16-161-79	Bottineau	1/16
L. D. Henry "A"	NW¼ Sec. 16-161-79	Bottineau	1/16
State-Tande	E½; SW¼ Sec. 16-159-94	Burke	⅛
Clayton Sorenson	NW¼ Sec. 16-152-95	McKenzie	1/16
North Dakota "I"	All Sec. 16-151-95	McKenzie	⅛
North Dakota "D"	W½ Sec. 16-153-95	McKenzie	⅛
Arnell Jellesed	SE¼ Sec. 16-153-95	McKenzie	1/16
Anton Bokn & Anton Bokn "A"	W½SE¼; E½SW¼ Sec. 27, E½NW¼; W½NE¼ Sec. 34-158-94	Mountrail	1/16
North Dakota "G"	All Sec. 16-158-94	Mountrail	⅛
M. C. Jorstad	SW¼ Sec. 3-157-94	Mountrail	1/16

(Continued next page)

Name	Description	County	State's Share
COMMON SCHOOL — (Continued)			
Pan American Petroleum Corporation	NE¼ Sec. 16-157-94	Mountrail	⅛
North Dakota "A"	All Sec. 16-156-95	Williams	⅛
Josie Knutson No. 1	NE¼ Sec. 36-156-96	Williams	1/16
North Dakota "C"	All Sec. 36-157-95	Williams	⅛
Talmer Blikre	W½NW¼ Sec. 13 and E½NE¼ Sec. 14-158-95	Williams	3/16
North Dakota "E"	All Sec. 16-154-95	Williams	⅛
North Dakota "C-B"	All Sec. 36-158-95	Williams	⅛
Clarence Iverson "C"	SE¼ Sec. 36-156-96	Williams	1/16
North Dakota "F"	N½; N½SE¼; SW¼SE¼; SW¼ Sec. 36-155-96	Williams	⅛
AGRICULTURAL COLLEGE			
Raymond Jensen	SW¼NW¼; SW¼ Sec. 8-158-94	Mountrail	1/16
Raymond Jensen (Tract No. 1)	N½NW¼; SE¼NW¼ Sec. 8-158-94	Mountrail	1/16
R. E. Newton (Plugged)	SW¼ Sec. 31-140-99	Stark	1/16
R. J. McGuiness	E½ Sec. 12-157-95	Williams	1/16
BLIND SCHOOL			
Mattie Aure Nos. 1 and 2	S½ Sec. 19-151-95	McKenzie	1/16
STATE HOSPITAL			
Lars Kvam "B"	Lot 4; SE¼SW¼ Sec. 18 Lot 1; NE¼NW¼ Sec. 19, All in 156-95	Williams	1/16
TRAINING SCHOOL			
Warren L. Larson	SE¼ Sec. 23-158-95	Williams	1/16
UNIVERSITY			
W. E. Logan	SW¼ Sec. 4-139-100	Billings	1/16

THIRTY-FOURTH BIENNIAL REPORT

of the

Commissioner of University and School Lands

State of North Dakota

For the Period Beginning July 1, 1958
and Ending June 30, 1960

THIRTY-FOURTH BIENNIAL REPORT

of the

Commissioner of University and School Lands

State of North Dakota

For the Period Beginning July 1, 1958
and Ending June 30, 1960

The Governing Body created by Section 156 of Article IX of the Constitution of the State of North Dakota, and consisting of the following officers:

HON. JOHN E. DAVIS, President.....Governor
BEN MEIER, Vice President.....Secretary of State
CURTIS OLSON.....State Auditor
LESLIE R. BURGUM.....Attorney General
M. F. PETERSON.....Superintendent of Public Instruction
ANTON J. SCHMIDT.....Secretary-Commissioner of University and School Lands

"Buy Dakota Maid Flour"

BISMARCK TRIBUNE 95389



ANTON J. SCHMIDT
State Land Commissioner

OFFICE FORCE

Anton J. Schmidt	Land Commissioner
Gideon Raile	Deputy Land Commissioner
John H. Bowers	Office Deputy
Spara Christenson	Cashier
Joyce Malmstad	Assistant Cashier
Pearl A. Engen	Assistant Cashier
Marie Lee	Secretary
Emma Peightal	Title Clerk
Eugene Weekes	Bond and Mortgage Manager
Ernest Pederson	Oil and Leasing Manager
Margaret Pederson	Land Sales Clerk
Alvina Glatt	Oil Lease Clerk
Lavina Wegner	Bookkeeper

FIELDMEN

Karl Kleppe	Napoleon, N. Dak.
M. T. Lillehaugen	Michigan, N. Dak.
David H. Schuh	Underwood, N. Dak.
George P. Braun	Dickinson, N. Dak.

DEPARTMENT ATTORNEY

John E. Adams	Assistant Attorney General

LETTER OF TRANSMITTAL

Bismarck, North Dakota
July 1, 1960

To His Excellency, John E. Davis
Governor of North Dakota
Bismarck, North Dakota

Sir:

In accordance with Chapter 15-02 Revised Code of 1943, I have the honor to submit herewith the biennial report of the State Land Department for the period beginning July 1, 1958 and ending June 30, 1960.

ANTON J. SCHMIDT
Land Commissioner

STATEMENT OF LAND GRANT FUNDS

June 30, 1960

Bonds —			
Federal		$27,434,195.31	
Municipal		12,032,382.35	$39,466,577.66
F.H.A. Loans		1,973,662.39	
Farm Loans		1,232,507.98	3,206,170.37
Land Sold on Contract Acquired Land		1,410,455.92	
Land Sold on Contract Grant Land		5,877,585.14	7,288,041.06
Cash Balance — Permanent Fund		655,713.46	
Cash Balance — Reserve Fund		177,021.77	832,735.23
	Acres		
Acquired Land	49,144.91	*Value $10 per acre	491,449.10
Unsold Grant Land	909,160.15	*Value $10 per acre	9,091,601.50
TOTAL	958,305.06 Acres		$60,376,574.92

*Estimated Value

STATEMENT OF LAND GRANT FUNDS IN VARIOUS SUB-DIVISIONS TO JUNE 30, 1960

COMMON SCHOOLS

On admission to the Union, Congress granted to the State of North Dakota, for the support of Common Schools the sections 16 and 36 in every township in the State, and where these sections or parts thereof were omitted on account of being embraced in lakes, rivers or having been homesteaded prior to survey, the State was allowed to select land elsewhere from any public land in the State, an equal area to supply the loss, and such lieu lands are designated as "Indemnity Lands", which are common school lands other than Sections 16 and 36, the proceeds from indemnity lands also to go to the Common School Fund.

INVESTMENTS —

Bonds —		
Federal	$23,824,375.00	
Municipal	7,768,622.67	$31,592,997.67
F.H.A. Loans	1,973,662.39	
Farm Loans	1,227,757.98	3,201,420.37
Land Sold on Contract Acquired Land	969,518.81	
Land Sold on Contract Grant Land	5,030,850.96	6,000,369.77
Cash Balance — Permanent Fund	208,222.84	
Cash Balance — Reserve Fund	114,917.51	323,140.35

	Acres		
Acquired Land	31,292.76	*Value $10 per acre	312,927.60
Unsold Grant Land	815,204.29	*Value $10 per acre	8,152,042.90
TOTAL	846,497.05 Acres		$49,582,898.66

*Estimated Value

AGRICULTURAL COLLEGE
Fargo

Under Section 16 of the Enabling Act admitting this State, there was granted 90,000 acres, and under Section 17 an additional 40,000 acres for the support of an Agricultural College, making a total of 130,000 acres granted by Congress for this Institution at Fargo.

Of this grant, 129,999.98 acres have been selected.

INVESTMENTS —

Bonds —			
Federal		$ 690,000.00	
Municipal		1,222,060.00	$ 1,912,060.00
Land Sold on Contract Acquired Land		107,657.49	
Land Sold on Contract Grant Land		138,184.54	245,842.03
Cash Balance — Permanent Fund		17,526.64	
Cash Balance — Reserve Fund		11,847.13	29,373.77

	Acres		
Acquired Land	4,603.05	*Value $10 per acre	46,030.50
Unsold Grant Land	17,423.90	*Value $10 per acre	174,239.00
TOTAL	22,026.95 Acres		$ 2,407,545.30

*Estimated Value

SCHOOL FOR THE BLIND
Bathgate

Under Section 17 of the Enabling Act, there was granted 170,000 acres for educational and charitable purposes to be determined by the State Legislature; 30,025.76 acres of this grant has been apportioned to and selected by the State for the benefit of the Blind School at Bathgate.

INVESTMENTS —

Bonds —			
Federal		$ 229,393.75	
Municipal		174,800.00	$ 404,193.75
Land Sold on Contract Acquired Land		23,067.33	
Land Sold on Contract Grant Land		46,868.98	69,936.31
Cash Balance — Permanent Fund		19,349.51	
Cash Balance — Reserve Fund		4,694.47	24,043.98

	Acres		
Acquired Land	1,138.88	*Value $10 per acre	11,388.80
Unsold Grant Land	4,227.03	*Value $10 per acre	42,270.30
TOTAL	5,365.91 Acres		$ 551,833.14

*Estimated Value

CAPITOL BUILDING
Bismarck

Under Section 12 of the Enabling Act admitting the State, there was granted fifty sections, or 32,000 acres, and under Section 17 of the same Act 50,000 acres for public buildings at the Capitol of the State, making 82,000 acres for the Capitol Building. However, there was an over selection of 326.14 acres for this State Institution, making a total selection of 82,326.14 acres.

INVESTMENTS —		
Bonds — Federal	$ 73,696.88	$ 73,696.88
Land Sold on Contract Acquired Land	8,295.89	
Land Sold on Contract Grant Land	91,106.46	99,402.35
Cash Balance — Permanent Fund	41,105.85	
Cash Balance — Reserve Fund	1,930.98	43,036.83

	Acres		
Acquired Land	160.00	*Value $10 per acre	1,600.00
Unsold Grant Land	16,750.63	*Value $10 per acre	167,506.30
TOTAL	16,910.63 Acres		$ 385,242.36

*Estimated Value

SCHOOL FOR THE DEAF
Devils Lake

Under Section 17 of the Enabling Act admitting the State, there was granted 40,000 acres for the Deaf School. Of this grant 39,966.53 acres have been selected by the State for this Institution at Devils Lake.

INVESTMENTS —		
Bonds —		
Federal	$ 271,525.00	
Municipal	196,780.00	$ 468,305.00
Land Sold on Contract Acquired Land	26,959.91	
Land Sold on Contract Grant Land	54,664.77	81,624.68
Cash Balance — Permanent Fund	60,398.77	
Cash Balance — Reserve Fund	3,627.60	64,026.37

	Acres		
Acquired Land	1,512.70	*Value $10 per acre	15,127.00
Unsold Grant Land	6,241.41	*Value $10 per acre	62,414.10
TOTAL	7,754.11 Acres		$ 691,497.15

*Estimated Value

STATE HOSPITAL
Jamestown

Under Section 17 of the Enabling Act admitting the State, there was granted for educational and charitable institutions 170,000 acres to be apportioned as the Legislature should determine. Of this grant, 20,000.98 acres has been selected for the State Hospital at Jamestown.

INVESTMENTS —

Bonds —			
Federal		$ 121,512.50	
Municipal		108,500.00	$ 230,012.50
Land Sold on Contract Acquired Land		11,561.86	
Land Sold on Contract Grant Land		38,509.60	50,071.46
Cash Balance — Permanent Fund		53,825.48	
Cash Balance — Reserve Fund		1,328.14	55,153.62
	Acres		
Acquired Land	311.16	*Value $10 per acre	3,111.60
Unsold Grant Land	2,576.35	*Value $10 per acre	25,763.50
TOTAL	2,887.51 Acres		$ 364,112.68

*Estimated Value

NORMAL-INDUSTRIAL SCHOOL
Ellendale

Under Section 17 of the Enabling Act admitting the State, there was granted for educational purposes 170,000 acres of which 40,000 acres have been apportioned and 39,997.24 acres have been selected by the State for the benefit of the Industrial School at Ellendale.

INVESTMENTS —

Bonds —			
Federal		$ 276,414.06	
Municipal		229,850.00	$ 506,264.06
Land Sold on Contract Acquired Land		43,526.46	
Land Sold on Contract Grant Land		53,192.22	96,718.68
Cash Balance — Permanent Fund		52,625.97	
Cash Balance — Reserve Fund		2,783.32	55,409.29
	Acres		
Acquired Land	1,622.71	*Value $10 per acre	16,227.10
Unsold Grant Land	4,694.79	*Value $10 per acre	46,947.90
TOTAL	6,317.50 Acres		$ 721,567.03

*Estimated Value

NORMAL SCHOOLS
Valley City — Mayville

Under Section 17 of the Enabling Act admitting the State, there was granted for the State Normal Schools 80,000 acres. The Legislature of the State has apportioned 30,000 acres of this grant to the Mayville Normal and 50,000 acres of this grant to the Valley City Normal. In the selection of these lands, however, no division was made but the full 80,000 taken for Normal Schools, and, in the division of receipts for such lands, five-eighths is given to the Valley City institution and three-eighths to Mayville, being the proportion to which each is entitled according to the area of the grants to each. There was, however, an over selection of 5.90 acres, making the total acres selected for the above Normal Schools 80,005.90.

INVESTMENTS — MAYVILLE NORMAL

Bonds —			
Federal	$ 154,000.00		
Municipal	246,700.00	$	400,700.00
Land Sold on Contract — Acquired Land	17,296.10		17,296.10
Cash Balance — Permanent Fund	16,409.92		
Cash Balance — Reserve Fund	3,371.03		19,780.95
	Acres		
Acquired Land	640.00 *Value $10 per acre		6,400.00
TOTAL		$	444,177.05

INVESTMENTS — VALLEY CITY NORMAL

Bonds —			
Federal	287,131.25		
Municipal	320,700.00	$	607,831.25
Farm Loans	4,750.00		4,750.00
Land Sold on Contract — Acquired Land	14,413.36		14,413.36
Cash Balance — Permanent Fund	64,901.62		
Cash Balance — Reserve Fund	1,526.08		66,427.70
	Acres		
Acquired Land	640.00 *Value $10 per acre		6,400.00
TOTAL		$	699,822.31
Grant Land Sold on Contract Mayville 3/8, Valley City 5/8			72,510.95
	Acres		
Unsold Grant Lands	10,742.71 *Value $10 per acre		107,427.10

*Estimated Value

STATE TRAINING SCHOOL
Mandan

Under Section 17 of the Enabling Act admitting the State, there was granted by Congress to the State Training School 40,000 acres. An over-selection of 24.94 acres was made, making the total acres selected for this institution at Mandan 40,024.94 acres.

INVESTMENTS —			
Bonds —			
Federal		$ 254,414.06	
Municipal		297,800.00	$ 552,214.06
Land Sold on Contract Acquired Land		37,052.69	
Land Sold on Contract Grant Land		70,027.54	107,080.23
Cash Balance — Permanent Fund		85,281.10	
Cash Balance — Reserve Fund		5,365.78	90,646.88
	Acres		
Acquired Land	1,096.36	*Value $10 per acre	10,963.60
Unsold Grant Land	4,971.13	*Value $10 per acre	49,711.30
TOTAL	6,067.49 Acres		$ 810,616.07

*Estimated Value

SCHOOL OF SCIENCE
Wahpeton

Of the 170,000 acres granted to the State Under Section 17 of the Enabling Act of educational and charitable purposes, 40,000 acres have been given by the State Legislature to the Scientific School at Wahpeton, and of which 39,997.16 acres have been selected.

INVESTMENTS —			
Bonds —			
Federal		$ 261,045.31	
Municipal		251,000.00	$ 512,045.31
Land Sold on Contract Acquired Land		38,113.83	
Land Sold on Contract Grant Land		63,189.36	101,303.19
Cash Balance — Permanent Fund		1,894.60	
Cash Balance — Reserve Fund		8,449.80	10,344.40
	Acres		
Acquired Land	1,796.37	*Value $10 per acre	17,963.70
Unsold Grant Land	4,130.36	*Value $10 per acre	41,303.60
TOTAL	5,926.73 Acres		$ 682,960.20

*Estimated Value

SCHOOL OF MINES
Grand Forks

Under Section 17 of the Enabling Act admitting the State, there was granted for the School of Mines 40,000 acres. There was an over-selection of 3.51 acres by the State, making a total of 40,003.51 acres for this institution, which is located at Grand Forks in connection with the University.

INVESTMENTS —			
Bonds —			
Federal		$ 291,131.25	
Municipal		244,900.00	$ 536,031.25
Land Sold on Contract Acquired Land		46,460.02	
Land Sold on Contract Grant Land		54,196.22	100,656.24
Cash Balance — Permanent Fund		24,525.75	
Cash Balance — Reserve Fund		5,007.87	29,533.62
	Acres		
Acquired Land	1,354.18	*Value $10 per acre	13,541.80
Unsold Grant Land	4,496.46	*Value $10 per acre	44,964.60
TOTAL	5,850.64 Acres		$ 724,727.51

*Estimated Value

SOLDIERS HOME
Lisbon

Of the 170,000 acres granted by Section 17 of the Enabling Act for educational and charitable purposes, the State Legislature apportioned 40,000 acres to the Soldiers Home at Lisbon, and 39,972.36 acres of this grant has been selected.

INVESTMENTS —			
Bonds —			
Federal		$ 249,000.00	
Municipal		276,900.00	$ 525,900.00
Land Sold on Contract Acquired Land		8,696.85	
Land Sold on Contract Grant Land		55,538.38	64,235.23
Cash Balance — Permanent Fund		6,932.92	
Cash Balance — Reserve Fund		6,701.12	13,634.04
	Acres		
Acquired Land	640.00	*Value $10 per acre	6,400.00
Unsold Grant Land	4,680.69	*Value $10 per acre	46,806.90
TOTAL	5,320.69 Acres		$ 656,976.17

*Estimated Value

UNIVERSITY
Grand Forks

Under Section 14 of the Enabling Act admitting the State, there was granted seventy-two sections, or 46,080 acres, and under Section 17 of said Act 40,000 acres, making a total of 86,080 acres for the State University. Of this grant, 86,066 acres have been selected by the State for this Institution at Grand Forks.

INVESTMENTS —

Bonds —		
Federal	$ 450,556.25	
Municipal	693,769.68	$ 1,144,325.93
Land Sold on Contract Acquired Land	57,835.32	
Land Sold on Contract Grant Land	108,745.16	166,580.48
Cash Balance — Permanent Fund	2,712.49	
Cash Balance — Reserve Fund	5,470.94	8,183.43

	Acres		
Acquired Land	2,336.74	*Value $10 per acre	23,367.40
Unsold Grant Land	13,020.40	*Value $10 per acre	130,204.00
TOTAL	15,357.14 Acres		$ 1,472,661.24

*Estimated Value

LAND SELECTIONS AND DISTRIBUTION

Original Grant Lands

	Acres Selected	Acres Sold	Portion Unsold June 30, 1960
Common Schools	2,523,383.78	1,708,179.49	815,204.29
Agricultural College	129,999.98	112,576.08	17,423.90
School for Blind	30,025.76	25,798.73	4,227.03
Capitol Building	82,326.14	65,575.51	16,750.63
School for Deaf	39,966.53	33,725.12	6,241.41
State Hospital	20,000.98	17,424.63	2,576.35
Normal Industrial School	39,997.24	35,302.45	4,694.79
Normal Schools —			
Mayville ⅜)			
Valley City ⅝)	80,005.90	69,263.19	10,742.71
Training School	40,024.94	35,053.81	4,971.13
School of Science	39,997.16	35,866.80	4,130.36
School of Mines	40,003.51	35,507.05	4,496.46
Soldiers Home	39,972.36	35,291.67	4,680.69
University	86,066.00	73,045.60	13,020.40
TOTAL ACRES	3,191,770.28	2,282,610.13	909,160.15

GRANT LAND SOLD ON CONTRACT

Land Contracts Held by the State June 30, 1960

	Acres	No. of Contracts	Principal
Common Schools	347,105.61	2,249	$5,030,850.96
Agricultural College	11,288.63	76	138,184.54
School for Blind	3,634.38	32	46,868.98
Capitol Building	6,684.07	48	91,106.46
School for Deaf	3,693.22	27	54,664.77
State Hospital	2,802.13	24	38,509.60
Normal Industrial School	3,421.81	33	53,192.22
Normal Schools —			
Mayville ⅜)			
Valley City ⅝)	6,544.00	54	72,510.95
Training School	4,562.00	39	70,027.54
School of Science	4,556.46	39	63,189.36
School of Mines	3,700.58	35	54,196.22
Soldiers Home	4,236.60	32	55,538.38
University	7,227.34	62	108,745.16
TOTAL	409,456.83	2,750	$5,877,585.14

	FARM LOAN INVESTMENTS June 30, 1960			ACQUIRED LAND SOLD ON CONTRACT — June 30, 1960		
	Acres	Number of Loans	Amount	Acres	Number of Contracts	Amount
Common Schools	223,722.35	405	$1,227,757.98	166,792.08	737	$ 969,518.81
Agricultural College				16,772.32	75	107,657.49
School for Blind				4,339.03	17	23,067.33
Capitol Building				1,445.40	7	8,295.89
School for Deaf				5,838.27	25	26,959.91
State Hospital				1,508.76	8	11,561.86
Industrial School				6,100.34	27	43,526.46
Valley City Normal	634.91	1	4,750.00	3,598.47	14	14,413.36
Mayville Normal				4,562.10	20	17,296.10
Training School				6,944.90	32	37,052.69
School of Science				5,910.63	32	38,113.83
School of Mines				6,568.29	33	46,460.02
Soldiers Home				1,520.00	9	8,696.85
University				9,870.23	52	57,835.32
TOTALS	224,357.26	406	$1,232,507.98	241,770.82	1,088	$1,410,455.92

BONDS HELD BY STATE LAND DEPARTMENT
June 30, 1960

	Municipal	Federal	Total
Common Schools	$ 7,768,622.67	$23,824,375.00	$31,592,997.67
Agricultural College	1,222,060.00	690,000.00	1,912,060.00
School for Blind	174,800.00	229,393.75	404,193.75
Capitol Building	.00	73,696.88	73,696.88
School for Deaf	196,780.00	271,525.00	468,305.00
State Hospital	108,500.00	121,512.50	230,012.50
Industrial School	229,850.00	276,414.06	506,264.06
Valley City Normal	320,700.00	287,131.25	607,831.25
Mayville Normal	246,700.00	154,000.00	400,700.00
Training School	297,800.00	254,414.06	552,214.06
School of Science	251,000.00	261,045.31	512,045.31
School of Mines	244,900.00	291,131.25	536,031.25
Soldiers Home	276,900.00	249,000.00	525,900.00
University	693,769.68	450,556.25	1,144,325.93
TOTALS	$12,032,382.35	$27,434,195.31	$39,466,577.66

SUMMARY OF COLLECTIONS

Permanent Funds — From July 1, 1958 to June 30, 1960

	Land Sold on Contracts	Land Sold	Easements	Bonds	Farm Loans and X-Contracts	Royalty Coal and Gravel	Misc.	F.H.A. Loans	Royalty Oil and Gas	Transfers	Total
Common Schools	1,411,129.25	9,759.42	2,099.56	908,572.54	457,591.95	59,057.41	35.00	530,029.10	493,751.10	313,345.55	4,185,370.88
Agricultural College	56,855.54	159.80	47.50	359,876.20	24,200.77	5,036.96			32,368.37	28,000.00	506,545.14
School for Blind	18,700.44	132.45		78,500.00	3,745.00		500.00		13,029.73	12,000.00	126,607.62
Capitol Building	30,933.67	412.95		465,000.00	1,277.74	931.80				3,000.00	501,556.16
School for Deaf	16,991.67	34.50	160.00	139,740.00	4,425.11	160.00				7,000.00	168,511.28
State Hospital	4,938.91			86,000.00	808.08	160.00			9,382.18	9,000.00	110,289.17
Industrial School	17,666.48			160,650.00	19,392.86	160.00				14,000.00	211,869.34
Valley City Normal	21,181.20	56.90		150,685.00	2,558.15	162.00				14,000.00	188,643.25
Mayville Normal	12,709.96	34.50		140,700.00	2,678.68	98.00				12,000.00	168,221.14
Training School	21,713.90	32.80		124,600.00	7,804.52	25.00			9,734.92	16,000.00	179,911.14
School of Science	11,783.15	200.00		113,450.00	5,894.80					7,000.00	138,327.95
School of Mines	19,560.81	154.00	47.50	170,000.00	4,008.33	160.00				13,000.00	206,930.64
Soldiers Home	12,520.65			119,900.00	5,715.82	148.20				9,100.00	147,384.67
University	34,350.65	357.50	40.50	316,400.00	7,464.32	230.00			1,600.93	17,000.00	377,443.90
TOTALS	1,691,036.28	11,334.82	2,395.06	3,334,073.74	547,566.13	66,329.37	535.00	530,029.10	559,867.23	474,445.55	7,217,612.28

EARNINGS

Collections — Interest and Income from July 1, 1958 to June 30, 1960

	Interest on Contracts	Land Rentals	Bond Interest	Interest on Loans	Interest on X-Contracts	Oil and Gas Leases	Misc.	Interest F.H.A. Loans	Transfers	Totals
Common Schools	398,078.31	637,514.40	1,669,765.90	82,793.08	74,228.60	1,012,392.51	1,468.75	153,677.44	408,947.41	4,438,866.40
Agricultural College	12,333.60	24,240.70	115,296.41	617.67	7,617.16	9,225.14				169,330.68
School for Blind	4,267.81	6,116.29	23,713.23		2,223.04	2,402.32				38,722.69
Capitol Building	6,830.86	16,957.67	19,718.05		632.14	9,250.00			8,500.00	61,888.72
School for Deaf	3,423.33	8,077.30	29,347.67		1,799.81	5,633.22				48,281.33
State Hospital	3,570.18	2,670.41	15,792.88		1,138.47	1,666.08				24,838.02
Industrial School	4,266.45	6,700.63	30,759.70	45.00	2,174.36	3,787.64				47,733.78
Valley City Normal	3,975.97	6,967.93	40,176.99		1,328.30	3,198.19				55,647.38
Mayville Normal	2,388.13	4,116.47	23,774.01		1,416.77	1,515.20				33,210.58
Training School	5,152.36	9,339.27	35,051.52	55.97	3,236.19	7,316.99			14,855.09	75,007.39
School of Science	4,009.58	5,236.49	28,848.37		3,195.96	2,903.41				44,193.81
School of Mines	4,238.32	7,165.26	32,288.85		3,088.81	3,516.32				50,297.56
Soldiers Home	4,051.81	4,795.68	28,749.13		849.28	1,741.19				40,187.09
University	8,786.83	17,671.92	70,449.61		4,120.52	5,635.64				106,664.52
TOTALS	465,373.54	757,570.42	2,163,732.32	83,511.72	107,049.41	1,070,183.85	1,468.75	153,677.44	432,302.50	5,234,869.95

Farm Loan Interest — $305,870.00 — was invested in Farm Loans from December 1, 1959 to June 30, 1960. Interest on this amount has not been paid and will not be due until December 1, 1960. However this is drawing interest at the rate of 5½ per cent per annum.

Bond Interest — $1,293,200.00 — was invested in Bonds from January 1, 1960 to June 30, 1960. Interest on this amount has not been paid and will not be due until January 1, 1961. However, this is drawing interest at the rate of 4 and 4½ per cent per annum.

Contract Interest — Land sold on contract from November 1, 1959 to June 30, 1960 in the amount of $828,615.00. Interest on this amount has not been paid and will not be due until November 1, 1960. However, this is drawing interest at the rate of 4 per cent per annum.

COLLECTIONS DISTRIBUTED TO INSTITUTIONAL FUNDS
From July 1, 1958 to June 30, 1960

Land Contracts (Grant Land)	$ 1,691,036.28	
Land Sold	11,334.82	
Easements	2,395.06	
Bond Collections	3,334,073.74	
Farm Loan and X-Contracts (Acquired Land)	547,566.13	
Royalty — Coal and Gravel	66,329.37	
Miscellaneous	535.00	
F.H.A. Loans	530,029.10	
Royalty — Oil and Gas	559,867.23	
Transfers	474,445.55	
Credited to Permanet Fund, Common Schools and Institutions		$ 7,217,612.28
Interest on Contracts (Grant Land)	465,373.54	
Land Rentals	757,570.42	
Interest on Bonds	2,163,732.32	
Interest on Loans	83,511.72	
Interest on X-Contracts (Acquired Land)	107,049.41	
Oil and Gas Leases	1,070,183.85	
Miscellaneous	1,468.75	
Interest — F.H.A. Loans	153,677.44	
Transfers	432,302.50	
Credited to Interest and Income Fund, Common Schools and Institutions		$ 5,234,869.95
Reserve Fund		382,377.57
Fees — Land Sales Cost, Advertising, Appraising, etc., Oil Leasing, Advertising, Farm Loan Application Fees, Patent Fees, Deed Fees, — Credited to General Fund		27,005.16
TOTAL COLLECTIONS		$12,861,864.96

OIL AND GAS LEASES

The first Oil and Gas Lease was issued by the State Land Department in 1936. During that year $1,215.00 was received in rentals. From that time until 1951, leases were obtained by negotiation with the Department. In 1951 the State Legislature passed our present leasing law which requires leases to be sold at public auction. Bids are submitted as a bonus and are in addition to the rentals which are set at 25¢ per acre. Up to the present the Land Department has received $5,144,377.25 in bonuses — $1,903,725.38 in rentals, plus $1,896,758.84 in royalties from the production on State land.

WHAT HAPPENS TO THESE RECEIPTS

The rentals and bonuses are disbursed quarterly to the schools and institutions as the money is received. The oil and gas royalties are deposited in the permanent funds of those schools and institutions owning the producing lands as follows:

FUND	ROYALTIES FROM OIL AND GAS
Common Schools	$ 1,627,077.43
Agricultural College	156,114.28
University	12,958.41
School for Blind	29,812.83
State Training School	46,014.53
State Hospital	24,781.36
TOTAL	$ 1,896,758.84

MINERAL OWNERSHIP

Congress granted lands to the State of North Dakota on admission to the Union under the Enabling Act for the support of schools and institutions. These lands are referred to as original grant lands. At that time Lignite Coal was the only mineral in this State in which commercial interest was taken. For this reason the Constitution of this State provided that the coal lands of the State should never be sold. Other lands have been acquired through foreclosed loans.

Most early mineral activity was confined to the fields of Coal, Gravel, Road material and like substances. Those lands which were sold before March 13, 1939 were sold without mineral reservations. The Legislature of 1939 passed a law requiring that 5% of the oil, natural gas or minerals be reserved when State lands were sold. At the next session of the legislature this requirement was increased to 50%.

On April 4, 1951 the first producing oil well in the State was tested. This led to an increase in the value of minerals and as a result the Board of University and School Lands, at its meeting of January 31, 1952, passed a Resolution to reserve all of the original grant lands thereafter sold. This action was taken for two major reasons. First, the Board felt that in its capacity as Administrator of these lands endowed to the trust funds, it had the responsibility to safeguard these valuable minerals for the schools and institutions, and, secondly, as elected officials of this State, which is so dependent on agriculture, they felt that a farmer who was bidding on State land should not be required to bid on the minerals which might drive land prices out of reach of the average farmer.

On May 26, 1960 the Supreme Court handed down a ruling that this 100% reservation of minerals did not hold and that the 50% reservation required by statute governed these sales. Some 160,000 acres had been sold with the 100% reservation. This would result in the loss of some 80,000 mineral acres. Some of these 80,000 mineral acres have been leased for oil and gas by the State. A quick check of the records indicated that about $45,000.00 in bonuses and rentals have been received. If the Supreme Court ruling stands then this money may have to be refunded to oil companies and brokers.

The Board of University and School Lands has asked for a rehearing on this ruling, and as of this writing no action has been taken on this request.

A Constitutional Amendment was passed in the June 28th, 1960 Primary election which provides for the reservation of all minerals when grant lands are sold and which will have the effect of allowing the farmers to purchase the surface rights on lands formerly held as "coal land".

THIRTY-FIFTH BIENNIAL REPORT

of the

Commissioner of University and School Lands

State of North Dakota

For the Period Beginning July 1, 1960
and Ending June 30, 1962

THIRTY-FIFTH BIENNIAL REPORT

of the

Commissioner of University and School Lands

State of North Dakota

For the Period Beginning July 1, 1960
and Ending June 30, 1962

The Governing Body created by Section 156 of Article IX of the Constitution of the State of North Dakota, and consisting of the following officers:

HON. WILLIAM L. GUY, President.....Governor
BEN MEIER, Vice President.....Secretary of State
CURTIS OLSON.....State Auditor
LESLIE R. BURGUM.....Attorney General
M. F. PETERSON.....Superintendent of Public Instruction
ALBERT SCHMALENBERGER.....Secretary-Commissioner of University and School Lands

"Buy North Dakota Products"

BISMARCK TRIBUNE 3737



ALBERT SCHMALENBERGER

State Land Commissioner

OFFICE FORCE

Albert Schmalenberger.....Land Commissioner
Eugene D. Weekes.....Deputy Land Commissioner
Marie Lee .....Secretary

Accounting Division

John Bowers.....Manager and Accountant
Spara Christenson.....Cashier
Joyce Malmstad.....Assistant Cashier
Catherine Hruby .....Clerk-Typist

Land Sales Division

Eugene D. Weekes.....Manager
Margaret Pederson.....Receptionist and Assistant Manager

Title Division

Emma Peightal .....Manager

Bond and Mortgage Division

Otto Bervik .....Manager
Theresia Fischer .....Assistant Manager

Leasing Division (Land, Oil, Gas and Uranium)

Ernest Pederson .....Manager
Lavina Wegner .....Clerk-Typist-Stenographer
Alvina Glatt .....Clerk-Typist-Stenographer

Fieldmen

Karl Kleppe .....Napoleon, N. Dak.
M. T. Lillehaugen .....Michigan, N. Dak.
David H. Schuh .....Underwood, N. Dak.
George P. Braun .....Dickinson, N. Dak.

Department Attorney

John E. Adams.....Assistant Attorney General

LETTER OF TRANSMITTAL

Bismarck, North Dakota
July 1, 1962

To His Excellency, William L. Guy
Governor of North Dakota
Bismarck, North Dakota

Sir:

In accordance with Chapter 15-02 North Dakota Century Code, I have the honor to submit herewith the biennial report of the State Land Department for the period beginning July 1, 1960 and ending June 30, 1962.

ALBERT SCHMALENBERGER
Land Commissioner

STATEMENT OF LAND GRANT FUNDS
June 30, 1962

Bonds —			
Federal		$25,624,375.00	
Municipal and School		14,234,924.46	$39,859,299.46
F.H.A. Loans		2,233,782.12	
Farm Loans		2,642,590.12	4,876,372.24
Land Sold on Contract — Acquired Land		1,031,293.90	
Land Sold on Contract — Grant Land		5,763,121.63	6,794,415.53
Cash Balance — Permanent Fund		1,164,642.52	
Cash Balance — Reserve Fund		297,256.93	1,461,899.45
	Acres		
Acquired Land	46,043.80	*Value $10.00 per acre	460,438.00
Unsold Grant Land	875,026.21	*Value $10.00 per acre	8,750,262.10
TOTAL Acres	921,070.01		$62,202,686.78

*Estimated Value

STATEMENT OF LAND GRANT FUNDS IN VARIOUS SUB-DIVISIONS TO JUNE 30, 1962

COMMON SCHOOLS

On admission to the Union, Congress granted to the State of North Dakota, for the support of Common Schools the sections 16 and 36 in every township in the State, and where these sections or parts thereof were omitted on account of being embraced in lakes, rivers or having been homesteaded prior to survey, the State was allowed to select land elsewhere from any public land in the State, an equal area to supply the loss, and such lieu lands are designated as "Indemnity Lands", which are common school lands other than Section 16 and 36, the proceeds from indemnity lands also to go to the Common School Fund.

INVESTMENTS

Bonds —		
Federal	$23,174,375.00	
Municipal and School	8,610,791.08	$31,785,166.08
F.H.A. Loans	2,233,782.12	
Farm Loans	2,642,590.12	4,876,372.24
Land Sold on Contract —		
Acquired Land	719,107.67	
Land Sold on Contract —		
Grant Land	4,913,986.34	5,633,094.01
Cash Balance — Permanent Fund	544,432.70	
Cash Balance — Reserve Fund	132,886.58	677,319.28

	Acres		
Acquired Land	29,508.94	*Value $10.00 per acre	295,089.40
Unsold Grant Land	786,917.15	*Value $10.00 per acre	7,869,171.50
TOTAL Acres	816,426.09		$51,136,212.51

*Estimated Value

NORTH DAKOTA STATE UNIVERSITY

Fargo

Under Section 16 of the Enabling Act admitting this State, there was granted 90,000 acres, and under Section 17 an additional 40,000 acres for the support of the North Dakota State University making a total of 130,000 acres granted by Congress for this Institution at Fargo.

Of this grant, 129,999.98 acres have been selected.

INVESTMENTS

Bonds —			
Federal		$ 480,000.00	
Municipal and School		1,521,780.00	$ 2,001,780.00
Land Sold on Contract —			
Acquired Land		84,868.80	
Land Sold on Contract —			
Grant Land		123,393.16	208,261.96
Cash Balance — Permanent Fund		12,700.31	
Cash Balance — Reserve Fund		31,253.53	43,953.84
	Acres		
Acquired Land	4,245.76	*Value $10.00 per acre	42,457.60
Unsold Grant Land	16,943.90	*Value $10.00 per acre	169,439.00
TOTAL Acres	21,189.66		$ 2,465,892.40

*Estimated Value

SCHOOL FOR THE BLIND

Bathgate

Under Section 17 of the Enabling Act, there was granted 170,000 acres for educational and charitable purposes to be determined by the State Legislature; 30,025.76 acres of this grant has been apportioned to and selected by the State for the benefit of the School for the Blind at Bathgate.

INVESTMENTS

Bonds—			
Federal		$ 138,000.00	
Municipal and School		213,000.00	$ 351,000.00
Land Sold on Contract —			
Acquired Land		16,737.58	
Land Sold on Contract —			
Grant Land		44,618.40	61,355.98
Cash Balance — Permanent Fund		92,462.99	
Cash Balance — Reserve Fund		10,325.15	102,788.14
	Acres		
Acquired Land	1,138.88	*Value $10.00 per acre	11,388.80
Unsold Grant Land	3,907.03	*Value $10.00 per acre	39,070.30
TOTAL Acres	5,045.91		$ 565,603.22

*Estimated Value

CAPITOL BUILDING
Bismarck

Under Section 12 of the Enabling Act admitting the State, there was granted fifty sections, or 32,000 acres, and under Section 17 of the same Act 50,000 acres for public buildings at the Capitol of the State, making 82,000 acres for the Capitol Building. However, there was an over selection of 326.14 acres for this State Institution, making a total selection of 82,326.14 acres.

INVESTMENTS

Bonds —				
Federal		$ 20,000.00		
Municipal and School		60,000.00	$	80,000.00
Land Sold on Contract —				
Acquired Land		4,495.41		
Land Sold on Contract —				
Grant Land		93,050.77		97,546.18
Cash Balance — Permanent Fund		78,164.62		
Cash Balance — Reserve Fund		5,182.61		83,347.23
	Acres			
Acquired Land	160.00	*Value $10.00 per acre		1,600.00
Unsold Grant Land	15,725.51	*Value $10.00 per acre		157,255.10
TOTAL — Acres	15,885.51		$	419,748.51

*Estimated Value

SCHOOL FOR THE DEAF
Devils Lake

Under Section 17 of the Enabling Act admitting the State, there was granted 40,000 acres for the Deaf School. Of this grant 39,966.53 acres have been selected by the State for this Institution at Devils Lake.

INVESTMENTS

Bonds —				
Federal		$ 161,000.00		
Municipal and School		271,640.00	$	432,640.00
Land Sold on Contract —				
Acquired Land		19,686.19		
Land Sold on Contract —				
Grant Land		74,814.49		94,500.68
Cash Balance — Permanent Fund		117,286.40		
Cash Balance — Reserve Fund		11,876.12		129,162.52
	Acres			
Acquired Land	1,192.70	*Value $10.00 per acre		11,927.00
Unsold Grant Land	5,458.00	*Value $10.00 per acre		54,580.00
TOTAL — Acres	6,650.70		$	722,810.20

*Estimated Value

STATE HOSPITAL
Jamestown

Under Section 17 of the Enabling Act admitting the State, there was granted for educational and charitable institutions 170,000 acres to be apportioned as the Legislature should determine. Of this grant, 20,000.98 acres has been selected for the State Hospital at Jamestown.

INVESTMENTS

Bonds —				
Federal			$ 63,000.00	
Municipal and School			183,100.00	$ 246,100.00
Land Sold on Contract —				
Acquired Land			9,714.61	
Land Sold on Contract —				
Grant Land			32,866.57	42,581.18
Cash Balance — Permanent Fund			55,105.03	
Cash Balance — Reserve Fund			2,276.00	57,381.03
	Acres			
Acquired Land	311.16	*Value $10.00 per acre		3,111.60
Unsold Grant Land	2,576.35	*Value $10.00 per acre		25,763.50
TOTAL Acres	2,887.51			$ 374,937.31

*Estimated Value

ELLENDALE STATE TEACHERS COLLEGE
Ellendale

Under Section 17 of the Enabling Act admitting the State, there was granted for educational purposes 170,000 acres of which 40,000 acres have been apportioned and 39,997.24 acres have been selected by the State for the benefit of the State Teachers College at Ellendale.

INVESTMENTS

Bonds —				
Federal			$ 206,500.00	
Municipal and School			364,550.00	$ 571,050.00
Land Sold on Contract —				
Acquired Land			21,559.92	
Land Sold on Contract —				
Grant Land			44,143.01	65,702.93
Cash Balance — Permanent Fund			14,275.23	
Cash Balance — Reserve Fund			13,973.87	28,249.10
	Acres			
Acquired Land	1,462.71	*Value $10.00 per acre		14,627.10
Unsold Grant Land	4,650.12	*Value $10.00 per acre		46,501.20
TOTAL Acres	6,112.83			$ 726,130.33

*Estimated Value

NORMAL SCHOOLS

Valley City — Mayville

Under Section 17 of the Enabling Act admitting the State, there was granted for the State Normal Schools 80,000 acres. The Legislature of the State has apportioned 30,000 acres of this grant to the Mayville Normal and 50,000 acres of this grant to the Valley City Normal. In the selection of these lands, however, no division was made but the full 80,000 acres taken for Normal Schools, and, in the division of receipts for such lands, five-eighths is given to the Valley City institution and three-eighths to Mayville, being the proportion to which each is entitled according to the area of the grants to each. There was, however, an over-selection of 5.90 acres, making the total acres selected for the above Normal Schools 80,005.90.

INVESTMENTS — MAYVILLE NORMAL

Bonds —				
Federal		$ 123,000.00		
Municipal and School		253,200.00	$	376,200.00
Land Sold on Contract —				
Acquired Land		8,024.08		8,024.08
Cash Balance — Permanent Fund		51,138.55		
Cash Balance — Reserve Fund		11,338.55		62,477.10
	Acres			
Acquired Land	640.00	*Value $10.00 per acre		6,400.00
TOTAL	Acres 640.00		$	453,101.18

*Estimated Value

INVESTMENTS — VALLEY CITY NORMAL

Bonds —				
Federal		$ 225,000.00		
Municipal and School		460,300.00		685,300.00
Land Sold on Contract —				
Acquired Land		7,691.99		7,691.99
Cash Balance — Permanent Fund		8,854.99		
Cash Balance — Reserve Fund		6,449.23		15,304.22
	Acres			
Acquired Land	640.00	*Value $10.00 per acre		6,400.00
TOTAL	Acres 640.00		$	714,696.21
Grant Land Sold on Contract —				71,682.42
Mayville 3/8, Valley City 5/8				100,716.30
	Acres			
Unsold Grant Land	10,071.63	*Value $10.00 per acre		

*Estimated Value

NORTH DAKOTA INDUSTRIAL SCHOOL
Mandan

Under Section 17 of the Enabling Act admitting the State, there was granted by Congress to the State Industrial School 40,000 acres. An over-selection of 24.94 acres was made, making the total acres selected for this institution at Mandan 40,024.94 acres.

INVESTMENTS

Bonds —				
Federal			$ 170,500.00	
Municipal and School			460,600.00	$ 631,100.00
Land Sold on Contract —				
Acquired Land			24,765.97	
Land Sold on Contract —				
Grant Land			69,820.74	94,586.71
Cash Balance — Permanent Fund			30,563.72	
Cash Balance — Reserve Fund			15,109.94	45,673.66
	Acres			
Acquired Land	1,096.36	*Value $10.00 per acre		10,963.60
Unsold Grant Land	4,701.65	*Value $10.00 per acre		47,016.50
TOTAL	Acres 5,798.01			$ 829,340.47

*Estimated Value

SCHOOL OF SCIENCE
Wahpeton

Of the 170,000 acres granted to the State under Section 17 of the Enabling Act for educational and charitable purposes, 40,000 acres have been given by the State Legislature to the School of Science at Wahpeton, and of which 39,997.16 acres have been selected.

INVESTMENTS

Bonds —				
Federal			$ 169,000.00	
Municipal and School			355,200.00	$ 524,200.00
Land Sold on Contract —				
Acquired Land			29,227.92	
Land Sold on Contract —				
Grant Land			74,904.89	104,132.81
Cash Balance — Permanent Fund			13,980.30	
Cash Balance — Reserve Fund			14,059.04	28,039.34
	Acres			
Acquired Land	1,796.37	*Value $10.00 per acre		17,963.70
Unsold Grant Land	3,409.19	*Value $10.00 per acre		34,091.90
TOTAL	Acres 5,205.56			$ 708,427.75

*Estimated Value

SCHOOL OF MINES

Grand Forks

Under Section 17 of the Enabling Act admitting the State, there was granted for the School of Mines 40,000 acres. There was an over-selection of 3.51 acres by the State, making a total of 40,003.51 acres for this institution, which is located at Grand Forks in connection with the University.

INVESTMENTS

Bonds —				
Federal			$ 224,000.00	
Municipal and School			239,630.45	$ 463,630.45
Land Sold on Contract —				
Acquired Land			34,805.11	
Land Sold on Contract —				
Grant Land			51,692.96	86,498.07
Cash Balance — Permanent Fund			119,114.05	
Cash Balance — Reserve Fund			13,005.11	132,119.16
	Acres			
Acquired Land	1,354.18	*Value $10.00 per acre		13,541.80
Unsold Grant Land	4,256.46	*Value $10.00 per acre		42,564.60
TOTAL Acres	5,610.64			$ 738,354.08

*Estimated Value

SOLDIERS HOME

Lisbon

Of the 170,000 acres granted by Section 17 of the Enabling Act for educational and charitable purposes, the State Legislature apportioned 40,000 acres to the Soldiers Home at Lisbon, and 39,972.36 acres of this grant has been selected.

INVESTMENTS

Bonds —				
Federal			$ 200,000.00	
Municipal and School			335,800.00	$ 535,800.00
Land Sold on Contract —				
Acquired Land			9,746.34	
Grant Land			60,306.92	70,053.26
Cash Balance — Permanent Fund			10,973.54	
Cash Balance — Reserve Fund			8,054.97	19,028.51
	Acres			
Acquired Land	480.00	*Value $10.00 per acre		4,800.00
Unsold Grant Land	4,173.91	*Value $10.00 per acre		41,739.10
TOTAL Acres	4,653.91			$ 671,420.87

*Estimated Value

UNIVERSITY

Grand Forks

Under Section 14 of the Enabling Act admitting the State, there was granted seventy-two sections, or 46,080 acres, and under Section 17 of said Act 40,000 acres, making a total of 86,080 acres for the University. Of this grant, 86,066 acres have been selected by the State for this Institution at Grand Forks.

INVESTMENTS

Bonds —			
Federal		$ 270,000.00	
Municipal and School		905,332.93	$ 1,175,332.93
Land Sold on Contract —			
Acquired Land		40,862.31	
Land Sold on Contract —			
Grant Land		107,840.96	148,703.27
Cash Balance — Permanent Fund		15,590.09	
Cash Balance — Reserve Fund		21,466.23	37,056.32
	Acres		
Acquired Land	2,016.74	*Value $10.00 per acre	20,167.40
Unsold Grant Land	12,235.31	*Value $10.00 per acre	122,353.10
TOTAL Acres	14,252.05		$ 1,503,613.02

*Estimated Value

LAND SELECTIONS AND DISTRIBUTION

Original Grant Lands

	Acres Selected	Acres Sold	Portion Unsold June 30, 1962
Common Schools	2,523,383.78	1,736,466.63	786,917.15
N. D. State University	129,999.98	113,056.08	16,943.90
School for Blind	30,025.76	26,118.73	3,907.03
Capitol Building	82,326.14	66,600.63	15,725.51
School for Deaf	39,966.53	34,508.53	5,458.00
State Hospital	20,000.98	17,424.63	2,576.35
Ellendale State Teachers College	39,997.24	35,347.12	4,650.12
Normal Schools — Mayville 3/8) Valley City 5/8)	80,005.90	69,934.27	10,071.63
N. D. Industrial School	40,024.94	35,323.29	4,701.65
School of Science	39,997.16	36,587.97	3,409.19
School of Mines	40,003.51	35,747.05	4,256.46
Soldiers Home	39,972.36	35,798.45	4,173.91
University	86,066.00	73,830.69	12,235.31
TOTAL ACRES	3,191,770.28	2,316,744.07	875,026.21

GRANT LAND SOLD ON CONTRACT

Land Contracts Held by the State June 30, 1962

	Acres	No. of Contracts	Principal
Common Schools	339,606.51	2,196	$4,913,986.34
N. D. State University	10,074.73	68	123,393.16
School for Blind	3,484.26	31	44,618.40
Capitol Building	6,110.79	44	93,050.77
School for Deaf	4,113.82	29	74,814.49
State Hospital	2,562.13	21	32,866.57
Ellendale State Teachers College	3,206.21	30	44,143.01
Normal Schools — Mayville ⅜) Valley City ⅝)	6,086.41	50	71,682.42
N. D. Industrial School	4,266.17	37	69,820.74
School of Science	896.11	40	74,904.89
School of Mines	3,614.30	33	51,692.96
Soldiers Home	4,535.61	34	60,306.92
University	6,590.52	54	107,840.96
TOTAL	395,147.57	2,667	$5,763,121.63

Land sold on Contract from November 1, 1961 to June 30, 1962, in the amount of $587,791.00. Interest on this amount has not been paid and will not be due until November 1, 1962. However, this is drawing interest at the rate of 4 per cent per annum.

FARM LOAN INVESTMENTS
June 30, 1962

Farm Loans

Acres	No. of Loans	Amount
353,937.29	558	$2,642,590.12

$747,047.00 was invested in Farm Loans from December 1, 1961 to June 30, 1962. Interest on this amount has not been paid and will not be due until December 1, 1962. However, this is drawing interest at the rate of 5 per cent per annum.

F.H.A. Loans

No. of Loans	Amount
131	$2,233,782.12

$216,010.00 was invested in F.H.A. Loans from January 1, 1962 to June 30, 1962. Interest on this amount has not been paid and will not be due until January 1, 1963. However, this is drawing interest at the rate of 4½ per cent per annum.

ACQUIRED LAND SOLD ON CONTRACT
June 30, 1962

	Acres	Number of Contracts	Amount
Common Schools	123,532.09	553	$ 719,107.67
N. D. State University	13,469.91	61	84,868.80
School for Blind	3,059.03	12	16,737.58
Capitol Building	808.36	4	4,495.41
School for Deaf	5,199.27	21	19,686.19
State Hospital	1,428.76	7	9,714.61
Ellendale State Teachers College	3,108.58	17	21,559.92
Valley City Normal	2,080.00	9	7,691.99
Mayville Normal	3,606.72	15	8,024.08
N. D. Industrial School	4,585.56	21	24,765.97
School of Science	5,110.63	28	29,227.92
School of Mines	5,133.12	25	34,805.11
Soldiers Home	1,280.00	7	9,746.34
University	6,895.13	34	40,862.31
TOTALS	179,297.16	814	$1,031,293.90

BONDS HELD BY STATE LAND DEPARTMENT

June 30, 1962

	Municipal and School	Federal	Total
Common Schools	$ 8,610,791.08	$23,174,375.00	$31,785,166.08
N. D. State University	1,521,780.00	480,000.00	2,001,780.00
School for Blind	213,000.00	138,000.00	351,000.00
Capitol Building	60,000.00	20,000.00	80,000.00
School for Deaf	271,640.00	161,000.00	432,640.00
State Hospital	183,100.00	63,000.00	246,100.00
Ellendale State Teachers College	364,550.00	206,500.00	571,050.00
Valley City Normal	460,300.00	225,000.00	685,300.00
Mayville Normal	253,200.00	123,000.00	376,200.00
N. D. Industrial School	460,600.00	170,500.00	631,100.00
School of Science	355,200.00	169,000.00	524,200.00
School of Mines	239,630.45	224,000.00	463,630.45
Soldiers Home	335,800.00	200,000.00	535,800.00
University	905,332.93	270,000.00	1,175,332.93
TOTALS	$14,234,924.46	$25,624,375.00	$39,859,299.46

$572,000.00 was invested in Bonds from January 1, 1962 to June 30, 1962. Interest on this amount has not been paid and will not be due until January 1, 1963. However, this is drawing interest at the rate of 4 per cent per annum.

SUMMARY OF COLLECTIONS

Permanent Funds - From July 1, 1960 to June 30, 1962

	Land Sold On Contract	Land Sold	Easements and Misc.	Bonds	Farm Loans	X-Contracts	Royalty-Coal and Gravel	F.H.A. Loans	Royalty-Oil and Gas	Trans-fers	Totals
Common Schools	$1,274,242.87	25,772.10	4,809.29	1,781,231.59	361,303.76	111,264.27	23,505.29	153,770.27	567,070.75	200,325.57	4,503,295.76
North Dakota State University	33,667.78	50.30	532.00	365,280.00	----------	15,411.89	970.37	----------	33,890.68	476.65	450,279.67
School for Blind	10,450.58	1,600.00	-------	110,193.75	----------	699.07	7,170.08	----------	----------	----------	130,113.48
Capitol Building	33,390.69	891.67	656.00	57,696.88	----------	548.85	440.00	----------	2,288.47	5,146.21	101,058.77
School for Deaf	15,600.28	2,528.00	273.50	136,665.00	----------	2,820.85	----------	----------	----------	----------	157,887.63
State Hospital	5,643.03	-------	-------	84,812.50	----------	899.39	----------	----------	11,150.20	----------	102,505.12
Ellendale State Teachers College	9,049.21	610.00	-------	83,214.06	----------	16,775.99	----------	----------	----------	----------	109,649.26
Valley City Normal	14,263.40	463.00	147.50	104,531.25	4,750.00	1,798.22	----------	----------	----------	----------	125,953.37
Mayville Normal	8,565.13	278.00	81.00	74,300.00	----------	1,304.50	----------	----------	----------	----------	84,528.63
North Dakota Industrial School	12,731.80	-------	-------	109,114.06	----------	2,542.56	----------	----------	8,894.20	----------	133,282.62
School of Science	19,734.47	1,229.25	-------	124,845.31	----------	3,276.67	----------	----------	----------	----------	149,085.70
School of Mines	14,813.29	-------	-------	72,400.80	----------	3,272.64	4,101.57	----------	----------	----------	94,588.30
Soldiers Home	9,931.46	1,600.00	12.50	68,100.00	----------	2,396.66	----------	----------	----------	----------	82,040.62
University	33,279.20	-------	25.00	278,993.00	----------	8,977.72	210.00	----------	1,392.68	----------	322,877.60
TOTALS	$1,495,363.19	35,022.32	6,536.79	3,451,378.20	366,053.76	171,989.28	36,397.31	153,770.27	624,686.98	205,948.43	6,547,146.53

COLLECTIONS

Interest and Income - From July 1, 1960 to June 30, 1962

	Interest on Contracts	Land Rentals	Bond Interest	Interest on Loans	Interest On X-Contracts	Oil and Gas Leases	Misc.	Interest F.H.A. Loans	Transfers	Totals
Common Schools	$377,210.88	674,758.04	1,892,161.02	115,946.35	56,566.30	469,641.72	6,066.15	145,595.52	431,894.33	4,169,840.31
N. D. State University	11,844.81	24,051.20	138,897.53	———	5,391.30	11,615.84	———	———	———	191,800.68
School for Blind	3,718.48	6,546.69	30,678.36	———	1,207.96	3,397.95	———	———	———	45,549.44
Capitol Building	7,148.70	17,280.51	7,685.82	———	415.47	4,735.11	———	———	———	37,265.61
School for Deaf	3,902.36	7,886.45	37,084.92	———	2,672.25	2,375.12	———	———	———	54,110.12
State Hospital	2,921.33	3,174.24	20,290.05	———	762.94	1,916.20	———	———	189.02	29,064.76
Ellendale State Teachers College	3,785.47	6,775.77	37,377.71	———	2,585.31	2,953.91	———	———	———	53,478.17
Valley City Normal	3,363.73	6,670.64	46,663.87	1,045.32	821.74	1,832.03	———	———	———	60,397.33
Mayville Normal	2,091.96	3,965.64	28,806.02	———	750.47	3,392.33	———	———	———	47,431.70
N. D. Industrial School	5,143.87	7,604.14	46,545.62	———	1,579.46	2,721.33	———	———	8,425.28	63,594.42
School of Science	5,297.46	4,709.26	34,969.65	———	2,084.27	2,871.48	160.00	———	———	50,092.22
School of Mines	3,941.59	7,354.15	136,945.34	———	2,582.15	3,212.62	———	———	———	154,035.85
Soldiers Home	4,233.58	5,129.60	36,783.45	———	596.77	1,121.94	10,054.16	———	———	57,919.50
University	8,097.77	17,890.16	243,363.30	———	3,848.65	4,833.51	———	———	———	278,033.39
TOTALS	$442,701.99	793,796.49	2,738,252.66	116,991.67	81,865.14	516,621.09	16,280.31	145,595.52	440,508.63	5,292,613.50

PERMANENT FUND CASH BALANCE
June 30, 1962

Common Schools	$ 544,432.70
North Dakota State University	12,700.31
School for Blind	92,462.99
Capitol Building	78,164.62
School for Deaf	117,286.40
State Hospital	55,105.03
Ellendale State Teachers College	14,275.23
Valley City Normal	8,854.99
Mayville Normal	51,138.55
North Dakota Industrial School	30,563.72
School of Science	13,980.30
School of Mines	119,114.05
Soldiers Home	10,973.54
University	15,590.09
TOTAL	$1,164,642.52

Transactions in the process of being completed include the following:

45 Farm Loans	$ 480,730.00
4 School District Bond Issues	847,000.00
Farm Home Administration Loans	250,000.00
	$1,577,730.00

COLLECTIONS DISTRIBUTED TO INSTITUTIONAL FUNDS
From July 1, 1960 to June 30, 1962

Land Contracts (Grant Land)	$1,495,363.19	
Land Sold	35,022.32	
Easements	5,531.22	
Bond Collections	3,451,378.20	
Farm Loans	366,053.76	
X-Contracts (Acquired Land)	171,989.28	
Royalty — Coal and Gravel	36,397.31	
Miscellaneous	1,005.57	
F.H.A. Loans	153,770.27	
Royalty — Oil and Gas	624,686.98	
Transfers	205,948.43	
Credited to Permanent Fund, Common Schools and Institutions		$ 6,547,146.53
Interest on Contracts (Grant Land)	442,701.99	
Land Rentals	793,796.49	
Interest on Bonds	2,738,252.66	
Interest on Loans	116,991.67	
Interest on X-Contracts (Acquired Land)	81,865.14	
Oil and Gas Leases	516,621.09	
Miscellaneous	16,280.31	
Interest — F.H.A. Loans	145,595.52	
Transfers	440,508.63	
Credited to Interest an Income Fund, Common Schools and Institutions		5,292,613.50
Reserve Fund		319,484.16
Fees — Land Sales Cost, Advertising, Appraising, etc., Oil Leasing, Farm Loan Application Fees, Patent Fees, Deed Fees — Credited to General Fund		21,481.75
TOTAL COLLECTIONS		$12,180,725.94

	Expenditures From July 1, 1960 To June 30, 1961	Expenditures From July 1, 1961 To June 30, 1962
Salary — Commissioner	$ 6,300.00	$ 6,113.60
Salary — Deputy Commissioner	5,565.00	5,353.26
Clerk Hire	47,370.00	49,471.27
Salary — Fieldmen	15,120.00	15,600.00
Supplies — Printing, Postage) Furniture and Fixtures)	4,672.15	3,123.10
Miscellaneous	412.27	231.25
Travel	7,984.75	8,032.72
Leasing	1,354.29	962.50
Premium on Bonds	135.30	155.00
Surveying	.....	78.05
Contingent	6,314.34	3,167.40
Social Security	1,467.04	2,362.05
OASIS	2,495.86	2,238.98
TOTALS	$99,181.00	$96,889.18

LOANS COMPLETED
From July 1, 1960 to June 30, 1962

July, 1960	6 Loans	$ 55,800.00
August	7 Loans	28,100.00
September	5 Loans	34,700.00
October	3 Loans	12,000.00
November	10 Loans	51,700.00
December	20 Loans	97,100.00
January, 1961	14 Loans	73,400.00
February	9 Loans	64,900.00
March	19 Loans	116,400.00
April	6 Loans	39,500.00
May	16 Loans	95,800.00
June	10 Loans	67,000.00
July	6 Loans	43,100.00
August	7 Loans	47,950.00
September	7 Loans	41,600.00
October	11 Loans	55,500.00
November	17 Loans	104,200.00
December	17 Loans	100,275.00
January, 1962	15 Loans	81,200.00
February	15 Loans	131,160.00
March	21 Loans	166,440.00
April	9 Loans	64,400.00
May	17 Loans	127,340.00
June	12 Loans	76,232.00
TOTAL	279 Loans	$1,775,797.00

SCHOOL BONDS PURCHASED
From July 1, 1960 to June 30, 1962

July, 1960	8 Bond Issues	$ 830,900.00
August	3 Bond Issues	237,000.00
September	2 Bond Issues	73,000.00
October	None	
November	2 Bond Issues	235,000.00
December	2 Bond Issues	218,800.00
January, 1961	1 Bond Issue	25,000.00
February	3 Bond Issues	214,000.00
March	1 Bond Issue	100,000.00
April	1 Bond Issue	100,000.00
May	3 Bond Issues	103,000.00
June	4 Bond Issues	330,400.00
July	1 Bond Issue	100,000.00
August	2 Bond Issues	136,000.00
September	3 Bond Issues	167,000.00
October	None	
November	3 Bond Issues	370,000.00
December	2 Bond Issues	32,000.00
January, 1962	None	
February	None	
March	None	
April	1 Bond Issue	70,000.00
May	2 Bond Issues	90,000.00
June	5 Bond Issues	412,000.00
TOTAL	49 Bond Issues	$3,844,100.00

LAND SOLD ON CONTRACT

From July 1, 1960 to June 30, 1962

Number of Tracts	Acres Sold	Amount
238	36,167.05	$1,489,816.00

In addition to the above sales, numerous small tracts of land were sold for purposes over which the right of eminent domain was exercised, such as school sites, highway right of way, etc.

DEEDS AND PATENTS ISSUED

From July 1, 1960 to June 30, 1962

321 patents, covering 44,045.48 acres

291 quit claim deeds, covering 63,318.24 acres

59 deeds, covering 1,308.00 acres, were issued for purposes over which the right of eminent domain was exercised

671 Total

168 contracts were assigned during this period.

OIL — A VALUABLE RESOURCE

The importance of minerals, and particularly oil and gas, to the schools and institutions of this State requires some special comment.

Oil and gas alone has brought in $10,096,169.21 since the first lease was issued in 1936. Of this total $2,227,774.58 was received as rentals, $5,340,052.93 was received as bonuses, and $2,528,341.70 was received as royalties.

In the period July 1, 1960 to June 30, 1962 the department sold oil and gas leases on 77,501.44 mineral acres.

Income from bonuses and rentals are disbursed quarterly to the schools and institutions. The receipts from royalties become a part of the permanent funds. These royalties are invested as they are received and are drawing interest annually and this interest is disbursed quarterly.

Producing wells and the continuing search for new oil fields makes the future look promising.

In addition to oil and gas, other minerals such as uranium, coal, and gravel should bring increasing amounts.

LEASING OF SURFACE RIGHTS

In 1961 the State Land Department issued leases for hay, grazing, and other agricultural purposes on 9,896.60 acres of cultivated land and 219,153.71 acres of uncultivated land. These tracts brought in rentals of $121,885.16.

In 1962 the department issued leases for hay, grazing, and other agricultural purposes on 11,750.26 acres of cultivated land, and 258,-693.61 acres of uncultivated land, which brought in rentals of $129,158.59.

The total acres under lease in 1961 was 924,633.36, and in 1962 910,558.54.

Additional income was received from delayed rentals paid annually on five-year grazing leases and on three-year leases on cultivated acreage.

THIRTY-SIXTH BIENNIAL REPORT

of the

Commissioner of University and School Lands

TRUST FUNDS

State of North Dakota

For the Period Beginning July 1, 1962
and Ending June 30, 1964

THIRTY-SIXTH BIENNIAL REPORT

of the

Commissioner of University and School Lands

TRUST FUNDS

State of North Dakota

For the Period Beginning July 1, 1962
and Ending June 30, 1964

The Governing Body created by Section 156 of Article IX of the Constitution of the State of North Dakota, and consisting of the following officers:

HON. WILLIAM L. GUY, President.....Governor
BEN MEIER, Vice President.....Secretary of State
CURTIS OLSON.....State Auditor
HELGI JOHANNESON.....Attorney General
M. F. PETERSON.....Superintendent of Public Instruction
ALBERT SCHMALENBERGER.....Secretary-Commissioner of University and School Lands

"Buy North Dakota Products"

BISMARCK TRIBUNE 9845

LETTER OF TRANSMITTAL

Bismarck, North Dakota
July 1, 1964

To His Excellency, William L. Guy
Governor of North Dakota
Bismarck, North Dakota

Sir:

In accordance with Chapter 15-02 North Dakota Century Code, I have the honor to submit herewith the Biennial Report of the State Land Department for the period beginning July 1, 1962 and ending June 30, 1964.

ALBERT SCHMALENBERGER
Land Commissioner

STATEMENT OF LAND GRANT FUNDS
June 30, 1964

Bonds —		
Federal	$24,099,375.00	
Municipal and School	14,591,956.30	
U. S. Treas. Bills	1,128,945.00	$39,820,276.30
F.H.A. Loans	2,070,574.18	
Farm Loans	6,169,670.63	8,240,244.81
Land Sold on Contract — Acquired Land	643,590.67	
Land Sold on Contract — Grant Land	5,617,963.11	6,261,553.78
Cash Balance — Permanent Fund	605,553.83	
Cash Balance — Reserve Fund	593,412.87	1,198,966.70

	Acres		
Acquired Land	45,541.85	*Value $10.00 per acre	455,418.50
Unsold Grant Land	844,698.86	*Value $10.00 per acre	8,446,988.60
TOTAL — Acres	890,240.71		$64,423,448.69

*Estimated Value

STATEMENT OF LAND GRANT FUNDS IN VARIOUS SUB-DIVISIONS TO JUNE 30, 1964

Common Schools

On admission to the Union, Congress granted to the State of North Dakota, for the support of Common Schools, sections 16 and 36 in every township in the State, and where these sections or parts thereof were omitted on account of being embraced in lakes, rivers or having been homesteaded prior to survey, the State was allowed to select land elsewhere from any public land in the State, an equal area to supply the loss, and such lieu lands are designated as "Indemnity Lands", which are common school lands other than Section 16 and 36, the proceeds from indemnity lands also to go to the Common School Fund.

Investments

Bonds —		
Federal	$22,174,375.00	
Municipal and School	8,349,521.30	
U. S. Treas. Bills	490,900.00	$31,014,796.30
F.H.A. Loans	2,070,574.18	
Farm Loans	6,169,670.63	8,240,244.81
Land Sold on Contract — Acquired Land	455,572.44	
Land Sold on Contract — Grant Land	4,752,269.91	5,207,842.35
Cash Balance — Permanent Fund	321,197.38	
Cash Balance — Reserve Fund	340,027.49	661,224.87

	Acres		
Acquired Land	29,212.02	*Value $10.00 per acre	292,120.20
Unsold Grant Land	762,104.23	*Value $10.00 per acre	7,621,042.30
TOTAL — Acres	791,316.25		$53,037,270.83

*Estimated Value

NORTH DAKOTA STATE UNIVERSITY
Fargo

Under Section 16 of the Enabling Act admitting this State, there was granted 90,000 acres, and under Section 17 an additional 40,000 acres, for the support of the North Dakota State University, making a total of 130,000 acres granted by Congress for this institution at Fargo.

Of this grant, 129,999.98 acres have been selected.

Investments

Bonds —			
Federal		$ 400,000.00	
Municipal and School		1,556,625.00	
U. S. Treas. Bills		88,349.50	$2,044,974.50
Land Sold on Contract —			
Acquired Land		59,013.51	
Land Sold on Contract —			
Grant Land		131,458.65	190,472.16
Cash Balance — Permanent Fund		71,348.44	
Cash Balance — Reserve Fund		47,680.54	119,028.98
	Acres		
Acquired Land	4,237.84	*Value $10.00 per acre	42,378.40
Unsold Grant Land	15,821.97	*Value $10.00 per acre	158,219.70
TOTAL — Acres	20,059.81		$2,555,073.74

*Estimated Value

SCHOOL FOR THE BLIND
Grand Forks

Under Section 17 of the Enabling Act, there was granted 170,000 acres for educational and charitable purposes to be determined by the State Legislature; 30,025.76 acres of this grant has been apportioned to and selected by the State for the benefit of the School for the Blind at Grand Forks.

Investments

Bonds —			
Federal		$ 103,000.00	
Municipal and School		314,300.00	
U. S. Treas. Bills		34,354.25	$ 451,654.25
Land Sold on Contract —			
Acquired Land		7,703.47	
Land Sold on Contract —			
Grant Land		38,108.61	45,812.08
Cash Balance — Permanent Fund		16,105.42	
Cash Balance — Reserve Fund		17,754.29	33,859.71
	Acres		
Acquired Land	1,138.88	*Value $10.00 per acre	11,388.80
Unsold Grant Land	3,707.29	*Value $10.00 per acre	37,072.90
TOTAL — Acres	4,846.17		$ 579,787.74

*Estimated Value

CAPITOL BUILDING
Bismarck

Under Section 12 of the Enabling Act admitting the State, there was granted fifty sections, or 32,000 acres, and under Section 17 of the same Act 50,000 acres for public buildings at the Capitol of the State, making 82,000 acres for the Capitol Building. However, there was an over-selection of 326.14 acres for this State Institution, making a total selection of 82,326.14 acres.

Investments

Bonds —			
Federal	$ 20,000.00		
Municipal and School	134,000.00	$ 154,000.00	
Land Sold on Contract —			
Acquired Land	3,056.65		
Land Sold on Contract —			
Grant Land	89,625.97	92,682.62	
Cash Balance — Permanent Fund	39,695.43		
Cash Balance — Reserve Fund	6,463.98	46,159.41	

	Acres		
Acquired Land	160.00	*Value $10.00 per acre	1,600.00
Unsold Grant Land	15,408.41	*Value $10.00 per acre	154,084.10
TOTAL — Acres	15,568.41		$ 448,526.13

*Estimated Value

SCHOOL FOR THE DEAF
Devils Lake

Under Section 17 of the Enabling Act admitting the State, there was granted 40,000 acres for the Deaf School. Of this grant 39,966.53 acres have been selected by the State for this Institution at Devils Lake.

Investments

Bonds —			
Federal	$ 111,000.00		
Municipal and School	388,700.00		
U. S. Treas. Bills	58,908.00	$ 558,608.00	
Land Sold on Contract —			
Acquired Land	9,867.72		
Land Sold on Contract —			
Grant Land	62,932.14	72,799.86	
Cash Balance — Permanent Fund	10,309.44		
Cash Balance — Reserve Fund	17,795.90	28,105.34	

	Acres		
Acquired Land	1,192.70	*Value $10.00 per acre	11,927.00
Unsold Grant Land	5,356.30	*Value $10.00 per acre	53,563.00
TOTAL — Acres	6,549.00		$ 725,003.20

*Estimated Value

STATE HOSPITAL

Jamestown

Under Section 17 of the Enabling Act admitting the State, there was granted for educational and charitable institutions 170,000 acres to be apportioned as the Legislature should determine. Of this grant, 20,000.98 acres has been selected for the State Hospital at Jamestown.

Investments

Bonds —			
Federal		$ 33,000.00	
Municipal and School		221,600.00	
U. S. Treas. Bills		44,169.75	$ 298,769.75
Land Sold on Contract —			
Acquired Land		5,827.46	
Land Sold on Contract —			
Grant Land		30,397.62	36,225.08
Cash Balance — Permanent Fund		24,420.20	
Cash Balance — Reserve Fund		3,984.85	28,405.05
	Acres		
Acquired Land	311.16	*Value $10.00 per acre	3,111.60
Unsold Grant Land	2,482.35	*Value $10.00 per acre	24,823.50
TOTAL — Acres	2,793.51		$ 391,334.98

*Estimated Value

ELLENDALE STATE TEACHERS COLLEGE

Ellendale

Under Section 17 of the Enabling Act admitting the State, there was granted for educational purposes 170,000 acres of which 40,000 acres have been apportioned and 39,997.24 acres have been selected by the State for the benefit of the State Teachers College at Ellendale.

Investments

Bonds —			
Federal		$ 156,500.00	
Municipal and School		396,050.00	
U. S. Treas. Bills		49,090.00	$ 601,640.00
Land Sold on Contract —			
Acquired Land		13,095.98	
Land Sold on Contract —			
Grant Land		41,594.61	54,690.59
Cash Balance — Permanent Fund		2,322.28	
Cash Balance — Reserve Fund		19,315.41	21,637.69
	Acres		
Acquired Land	1,462.71	*Value $10.00 per acre	14,627.10
Unsold Grant Land	4,451.62	*Value $10.00 per acre	44,516.20
TOTAL — Acres	5,914.33		$ 737,111.58

*Estimated Value

NORMAL SCHOOLS

Valley City — Mayville

Under Section 17 of the Enabling Act admitting the State, there was granted for the State Normal Schools 80,000 acres. The Legislature of the State has apportioned 30,000 acres of this grant to the Mayville Normal and 50,000 acres of this grant to the Valley City Normal. In the selection of these lands, however, no division was made but the full 80,000 acres taken for Normal Schools, and, in the division of receipts for such lands five-eighths is given to the Valley City institution and three-eighths to Mayville, being the proportion to which each is entitled according to the area of the grants to each. There was, however, an over-selection of 5.90 acres, making the total acres selected for the above Normal Schools 80,005.90.

MAYVILLE NORMAL

Investments

Bonds —				
Federal		$ 108,000.00		
Municipal and School		315,100.00	$	423,100.00
Land Sold on Contract —				
Acquired Land		2,008.15		
Land Sold on Contract —				
Grant Land		22,641.65		24,649.80
Cash Balance — Permanent Fund		16,230.58		
Cash Balance — Reserve Fund		16,416.33		32,646.91
	Acres			
Acquired Land	640.00	*Value $10.00 per acre		6,400.00
Unsold Grant Land	3,683.01	*Value $10.00 per acre		36,830.10
TOTAL — Acres	4,323.01		$	523,626.81

*Estimated Value

VALLEY CITY NORMAL

Investments

Bonds —				
Federal		$ 190,000.00		
Municipal and School		500,200.00	$	690,200.00
Land Sold on Contract —				
Acquired Land		3,621.72		
Land Sold on Contract —				
Grant Land		37,736.05		41,357.77
Cash Balance — Permanent Fund		21,890.24		
Cash Balance — Reserve Fund		10,505.52		32,395.76
	Acres			
Acquired Land	640.00	*Value $10.00 per acre		6,400.00
Unsold Grant Land	6,138.33	*Value $10.00 per acre		61,383.30
TOTAL — Acres	6,778.33		$	831,736.83

*Estimated Value

NORTH DAKOTA INDUSTRIAL SCHOOL
Mandan

Under Section 17 of the Enabling Act admitting the State, there was granted by Congress to the State Industrial School 40,000 acres. An over-selection of 24.94 acres was made, making the total acres selected for this institution at Mandan 40,024.94 acres.

Investments

Bonds —				
Federal			$ 110,500.00	
Municipal and School			530,500.00	
U. S. Treas. Bills			44,169.75	$ 685,169.75
Land Sold on Contract —				
Acquired Land			13,602.65	
Land Sold on Contract —				
Grant Land			79,845.87	93,448.52
Cash Balance — Permanent Fund			12,469.91	
Cash Balance — Reserve Fund			24,301.21	36,771.12
	Acres			
Acquired Land	1,096.36	*Value $10.00 per acre		10,963.60
Unsold Grant Land	4,065.18	*Value $10.00 per acre		40,651.80
TOTAL — Acres	5,161.54			$ 867,004.79

*Estimated Value

SCHOOL OF SCIENCE
Wahpeton

Of the 170,000 acres granted to the State under Section 17 of the Enabling Act for educational and charitable purposes, 40,000 acres have been given by the State Legislature to the School of Science at Wahpeton, and of which 39,997.16 acres have been selected.

Investments

Bonds —				
Federal			$ 139,000.00	
Municipal and School			329,000.00	
U. S. Treas. Bills			83,431.75	$ 551,431.75
Land Sold on Contract —				
Acquired Land			13,323.99	
Land Sold on Contract —				
Grant Land			69,369.41	82,693.40
Cash Balance — Permanent Fund			16,310.03	
Cash Balance — Reserve Fund			24,258.37	40,568.40
	Acres			
Acquired Land	1,612.50	*Value $10.00 per acre		16,125.00
Unsold Grant Land	3,020.15	*Value $10.00 per acre		30,201.50
TOTAL — Acres	4,632.65			$ 721,020.05

*Estimated Value

SCHOOL OF MINES
Grand Forks

Under Section 17 of the Enabling Act admitting the State, there was granted for the School of Mines 40,000 acres. There was an over-selection of 3.51 acres by the State, making a total of 40,003.51 acres for this institution which is located at Grand Forks in connection with the University.

Investments

Bonds —				
Federal		$ 174,000.00		
Municipal and School		325,100.00		
U. S. Treas. Bills		88,339.50	$	587,439.50
Land Sold on Contract —				
Acquired Land		22,724.37		
Land Sold on Contract —				
Grant Land		57,822.76		80,547.13
Cash Balance — Permanent Fund		13,015.74		
Cash Balance — Reserve Fund		22,660.61		35,676.35
	Acres			
Acquired Land	1,347.54	*Value $10.00 per acre		13,475.40
Unsold Grant Land	3,919.36	*Value $10.00 per acre		39,193.60
TOTAL — Acres	5,266.90		$	756,331.98

*Estimated Value

SOLDIERS HOME
Lisbon

Of the 170,000 acres granted by Section 17 of the Enabling Act for educational and charitable purposes, the State Legislature apportioned 40,000 acres to the Soldiers Home at Lisbon, and 39,972.36 acres of this grant has been selected.

Investments

Bonds —				
Federal		$ 165,000.00		
Municipal and School		300,100.00		
U. S. Treas. Bills		78,524.00	$	543,624.00
Land Sold on Contract —				
Acquired Land		7,233.03		
Land Sold on Contract —				
Grant Land		62,299.91		69,532.94
Cash Balance — Permanent Fund		22,686.75		
Cash Balance — Reserve Fund		9,590.98		32,277.73
	Acres			
Acquired Land	480.00	*Value $10.00 per acre		4,800.00
Unsold Grant Land	3,665.31	*Value $10.00 per acre		36,653.10
TOTAL — Acres	4,145.31		$	686,887.77

*Estimated Value

UNIVERSITY

Grand Forks

Under Section 14 of the Enabling Act admitting the State, there was granted seventy-two sections, or 46,080 acres, and under Section 17 of said Act 40,000 acres, making a total of 86,080 acres for the University. Of this grant, 86,066 acres have been selected by the State for this institution at Grand Forks.

Investments

Bonds —		
Federal	$ 215,000.00	
Municipal and School	931,160.00	
U. S. Treas. Bills	68,708.50	$ 1,214,868.50
Land Sold on Contract —		
Acquired Land	26,939.53	
Land Sold on Contract —		
Grant Land	141,859.95	168,799.48
Cash Balance — Permanent Fund	17,551.99	
Cash Balance — Reserve Fund	32,657.39	50,209.38

	Acres		
Acquired Land	2,010.14	*Value $10.00 per acre	20,101.40
Unsold Grant Land	10,875.35	*Value $10.00 per acre	108,753.50
TOTAL — Acres	12,885.49		$ 1,562,732.26

*Estimated Value

LAND SELECTIONS AND DISTRIBUTION

Original Grant Lands

	Acres Selected	Acres Sold	Portion Unsold June 30, 1964
Common Schools	2,523,383.78	1,761,279.55	762,104.23
N. Dak. State University	129,999.98	114,178.01	15,821.97
School for Blind	30,025.76	26,318.47	3,707.29
Capitol Building	82,326.14	66,917.73	15,408.41
School for Deaf	39,966.53	34,610.23	5,356.30
State Hospital	20,000.98	17,518.63	2,482.35
Ellendale State Teachers College	39,997.24	35,545.62	4,451.62
Normal Schools — Mayville ⅘ Valley City ⅕	80,005.90	70,184.56	9,821.34
N. Dak. Industrial School	40,024.94	35,959.76	4,065.18
School of Science	39,997.16	36,977.01	3,020.15
School of Mines	40,003.51	36,084.15	3,919.36
Soldiers' Home	39,972.36	36,307.05	3,665.31
University	86,066.00	75,190.65	10,875.35
TOTAL ACRES	3,191,770.28	2,347,071.42	844,698.86

GRANT LAND SOLD ON CONTRACT

Land Contracts Held by the State June 30, 1964

	Acres	No. of Contracts	Principal
Common Schools	307,093.73	1,974	$4,752,269.91
North Dakota State University	8,410.45	61	131,458.65
School for Blind	2,501.41	23	38,108.61
Capitol Building	5,477.14	40	89,625.97
School for Deaf	3,516.03	27	62,932.14
State Hospital	2,380.13	19	30,397.62
Ellendale State Teachers College	2,736.21	25	41,594.61
Normal Schools — Mayville 3/8, Valley City 5/8	4,814.20	41	60,377.70
North Dakota Industrial School	4,066.17	37	79,845.87
School of Science	4,300.41	35	69,369.41
School of Mines	3,574.30	35	57,822.76
Soldiers Home	4,059.63	31	62,299.91
University	6,880.98	56	141,859.95
TOTAL	359,810.79	2,404	$5,617,963.11

Land sold on Contract from November 1, 1963 to June 30, 1964 in the amount of $1,023,000.00. Interest on this amount has not been paid and will not be due until November 1, 1964. However, this is drawing interest at the rate of 4 per cent per annum.

FARM LOAN INVESTMENTS
June 30, 1964

COUNTY	No. of Loans	Acres	Amount
Adams	6	7,020.00	$ 106,475.28
Barnes	7	3,629.00	107,714.72
Benson	8	5,018.00	43,168.00
Billings	14	9,709.00	104,673.14
Bottineau	2	581.00	9,038.77
Bowman	8	4,473.07	41,107.00
Burke	16	10,660.00	120,604.79
Burleigh	106	73,313.56	760,898.11
Cavalier	1	400.00	2,584.63
Dickey	6	3,596.00	47,177.47
Divide	4	1,864.00	17,654.37
Dunn	16	9,426.33	99,249.21
Eddy	4	2,725.00	15,509.90
Emmons	25	17,341.94	182,211.39
Foster	1	639.00	13,587.75
Golden Valley	4	4,000.00	32,217.10
Grant	55	48,439.00	551,576.23
Griggs	3	1,680.00	36,473.60
Hettinger	9	4,835.00	87,750.25
Kidder	64	54,585.22	466,322.30
LaMoure	3	1,265.00	24,103.33
Logan	20	15,407.00	263,412.25
McHenry	10	5,679.00	48,501.66
McIntosh	8	3,705.00	44,178.75
McKenzie	4	2,200.00	16,373.10
McLean	47	25,823.39	274,266.86
Mercer	19	7,950.00	83,402.14
Morton	91	73,143.72	886,500.50
Mountrail	16	21,586.00	222,176.76
Nelson	2	800.00	4,500.00
Oliver	14	6,341.51	71,725.70
Pierce	6	3,382.84	20,858.18
Ramsey	1	480.00	7,147.50
Renville	1	480.00	1,133.53
Richland	1	160.00	3,700.00
Rolette	2	1,444.08	18,393.55
Sheridan	57	35,384.25	315,983.39
Sioux	24	21,977.00	196,416.03
Slope	10	8,757.10	69,504.33
Stark	24	13,938.03	155,710.90
Stutsman	29	18,672.31	363,710.17

FARM LOAN INVESTMENTS — (Continued)
June 30, 1964

COUNTY	No. of Loans	Acres	Amount
Towner	3	1,120.00	9,392.96
Ward	15	11,676.00	76,590.08
Wells	10	8,250.00	122,058.15
Williams	2	2,238.00	23,936.80
TOTALS	778	555,795.35	$6,169,670.63

$2,252,930.00 was invested in Farm Loans from December 1, 1963 to June 30, 1964. Interest on this amount has not been paid and will not be due until December 1, 1964. However, this is drawing interest at the rate of 5 percent per annum.

FARMERS HOME ADMINISTRATION
Loan Investments
June 30, 1964

COUNTY	No. of Loans	Amount
Adams	2	$ 37,028.42
Barnes	3	53,872.43
Benson	3	50,398.00
Billings	1	16,084.01
Bottineau	1	8,832.96
Bowman	1	18,085.23
Burleigh	2	73,250.77
Cass	2	33,824.57
Cavalier	4	47,581.04
Dickey	2	19,520.46
Divide	1	20,086.43
Dunn	4	56,415.31
Eddy	1	14,042.00
Emmons	6	84,412.67
Grand Forks	11	166,984.81
Grant	5	97,640.11
Griggs	1	9,213.51
Hettinger	1	20,438.28
Kidder	5	113,051.81
LaMoure	4	70,286.57
Logan	2	35,236.22
McHenry	4	57,624.96
McIntosh	7	106,868.72
McKenzie	4	75,134.49
McLean	7	140,483.11
Mercer	2	32,534.83
Morton	3	37,644.80
Mountrail	1	15,799.76
Oliver	1	10,886.77

FARMERS HOME ADMINISTRATION — (Continued)

Loan Investments

June 30, 1964

COUNTY	No. of Loans	Amount
Pembina	2	29,448.64
Pierce	1	17,871.78
Ramsey	1	19,388.30
Richland	2	34,653.53
Sargent	2	24,884.66
Sheridan	1	13,759.31
Sioux	1	19,673.48
Stark	3	95,374.47
Steele	1	4,609.57
Stutsman	8	141,032.30
Towner	3	56,770.48
Walsh	1	17,628.86
Ward	1	11,589.67
Williams	3	60,626.08
TOTALS	121	$2,070,574.18

ACQUIRED LAND SOLD ON CONTRACTS

June 30, 1964

	Acres	Number of Contracts	Amount
Common Schools	74,635.35	343	$455,572.44
N. D. State University	8,337.03	38	59,013.51
School for Blind	1,439.78	6	7,703.47
Capital Building	328.05	2	3,056.65
School for Deaf	2,414.49	10	9,867.72
State Hospital	960.00	5	5,827.46
Ellendale State Teachers College	1,476.20	7	13,095.98
Valley City Normal	800.00	3	3,621.72
Mayville Normal	960.00	6	2,008.15
N. D. Industrial School	1,516.42	8	13,602.65
School of Science	2,034.08	12	13,323.99
School of Mines	2,548.08	14	22,724.37
Soldiers Home	960.00	5	7,233.03
University	4,138.60	19	26,939.53
TOTALS	102,548.08	478	$643,590.67

BONDS HELD BY STATE LAND DEPARTMENT
June 30, 1964

	Municipal and School Bonds	Federal Bonds	U. S. Treasurer Bills	Total
Common Schools	$ 8,349,521.30	$22,174,375.00	$ 490,900.00	$31,014,796.30
North Dakota State University	1,556,625.00	400,000.00	88,349.50	2,044,974.50
School for Blind	314,300.00	103,000.00	34,354.25	451,654.25
Capitol Building	134,000.00	20,000.00	.....	154,000.00
School for Deaf	388,700.00	111,000.00	58,908.00	558,608.00
State Hospital	221,600.00	33,000.00	44,169.75	298,769.75
Ellendale State Teachers College	396,050.00	156,500.00	49,090.00	601,640.00
Valley City Normal	500,200.00	190,000.00	.....	690,200.00
Mayville Normal	315,100.00	108,000.00	.....	423,100.00
North Dakota Industrial School	530,500.00	110,500.00	44,169.75	685,169.75
School of Science	329,000.00	139,000.00	83,431.75	551,431.75
School of Mines	325,100.00	174,000.00	88,339.50	587,439.50
Soldiers Home	300,100.00	165,000.00	78,524.00	543,624.00
University	931,160.00	215,000.00	68,708.50	1,214,868.50
TOTALS	$14,591,956.30	$24,099,375.00	$1,128,945.00	$39,820,276.30

$1,447,645.00 was invested in Bonds from January 1, 1964 to June 30, 1964. Interest on this amount has not been paid and will not be due until January 1, 1965. However, this is drawing interest at the rate of 4 per cent per annum.

PERMANENT FUND INVESTMENTS
Collections
July 1, 1962 to June 30, 1964

	Land Sold on Contract	Land Sold	Easements and Misc.	Bonds	Farm Loans	X Contracts	Royalty — Coal and Gravel	F.H.A. Loans	Royalty — Oil and Gas	Transfers	Totals
Common Schools	$1,504,674.63	65,797.34	6,741.72	2,783,649.78	1,104,999.49	25,358.87	68,878.17	562,047.94	590,931.02	114,995.17	6,828,074.13
North Dakota State University	51,609.51	804.35	96.19	279,880.00	———	———	9,428.28	———	39,099.65	804.65	381,722.63
School for Blind	16,172.59	785.00	———	81,700.00	———	———	1,604.97	———	5,734.12	———	105,996.68
Capitol Building	30,724.80	———	789.00	5,000.00	———	880.00	157.39	———	2,979.62	———	40,530.81
School for Deaf	14,474.10	785.00	25.00	92,940.00	———	———	3,706.94	———	———	———	111,931.04
State Hospital	6,668.95	785.00	———	89,074.00	———	750.00	2,178.30	———	11,602.67	———	111,058.92
Ellendale State Teachers College	14,648.40	860.00	6.25	72,500.00	———	———	3,122.40	———	———	———	91,137.05
Valley City Normal	14,974.77	521.50	———	83,600.00	———	2,425.00	13.98	———	———	———	101,535.25
Mayville Normal	9,279.95	318.90	———	59,600.00	———	1,455.03	938.15	———	———	———	71,592.03
North Dakota Industrial School	22,974.94	1,990.80	751.47	86,100.00	———	———	1,209.18	———	9,049.55	———	122,075.94
School of Science	16,021.88	1,735.00	———	149,612.40	———	———	11,804.60	———	———	———	179,173.88
School of Mines	13,170.20	2,115.30	———	123,988.05	———	———	2,425.24	———	———	———	141,698.79
Soldiers' Home	17,207.01	1,352.90	———	130,157.60	———	———	977.30	———	———	———	149,694.81
University	36,931.01	525.20	———	224,811.33	———	220.00	2,731.62	———	1,089.64	———	266,308.80
TOTALS	$1,769,532.74	78,376.29	8,409.63	4,262,613.16	1,104,999.49	31,088.90	109,176.52	562,047.94	660,486.27	115,799.82	8,702,530.76

The above collected monies are placed in the Permanent Trust Fund for each of the above listed schools and institutions. These Permanent Trust Funds can never be spent but must be invested. However, the earnings from the investments are spent by the schools and institutions.

COLLECTIONS
Interest and Income
July 1, 1962 to June 30, 1964

	Interest on Contracts	Land Rentals	Bond Interest	Interest on Loans	Miscellaneous	Oil and Gas	Interest X Contracts	Interest F.H.A. Loans	Transfers	Totals
Common Schools	$393,287.07	687,629.90	1,877,957.20	302,101.07	8,279.56	433,848.53	45,185.98	172,769.12	359,883.69	4,280,942.12
North Dakota State University	10,234.28	24,170.25	171,740.85	----------	----------	8,048.51	5,103.83	----------	----------	219,297.72
School for Blind	3,259.22	7,247.37	29,667.15	----------	----------	4,120.26	920.83	----------	----------	45,214.83
Capitol Building	7,509.84	17,293.50	10,806.86	----------	----------	2,294.73	240.79	----------	----------	38,145.72
School for Deaf	6,319.27	7,110.40	37,065.50	----------	----------	2,773.63	906.77	----------	----------	54,175.57
State Hospital	2,678.02	3,174.53	21,615.18	----------	----------	994.35	547.54	----------	----------	29,009.62
Ellendale State Teachers College	3,621.70	6,899.61	41,874.70	----------	----------	4,808.33	1,231.65	----------	----------	58,435.99
Valley City Normal	3,246.20	6,687.36	48,806.91	----------	----------	1,939.96	527.98	----------	----------	61,208.41
Mayville Normal	1,950.70	4,048.02	28,141.54	----------	----------	1,268.24	363.18	----------	----------	35,771.68
North Dakota Industrial School	6,045.78	7,175.13	50,331.56	----------	160.00	1,912.52	1,656.30	----------	----------	67,281.29
School of Science	5,098.91	4,759.02	38,931.86	----------	160.00	1,800.20	1,799.98	----------	----------	52,549.97
School of Mines	3,857.22	6,505.20	44,533.80	----------	----------	2,334.84	2,157.30	----------	----------	59,388.36
Soldiers' Home	4,624.28	4,630.59	36,399.94	----------	373.35	1,611.94	645.14	----------	----------	48,285.24
University	8,670.42	17,088.63	143,768.39	----------	----------	4,320.10	2,183.68	----------	----------	176,031.22
TOTALS	$460,402.91	804,419.51	2,581,641.44	302,101.07	8,972.91	472,076.14	63,470.95	172,769.12	359,883.69	5,225,737.74

The above collected monies go to the various schools and institutions listed above, and may be spent by them. In the case of Common Schools, the monies are apportioned out quarterly to the school districts on a per pupil basis.

PERMANENT FUND CASH BALANCE

June 30, 1964

Common Schools	$ 321,197.38
North Dakota State University	71,348.44
School for Blind	16,105.42
Capitol Building	39,695.43
School for Deaf	10,309.44
State Hospital	24,420.20
Ellendale State Teachers College	2,322.28
Valley City Normal	21,890.24
Mayville Normal	16,230.58
North Dakota Industrial School	12,469.91
School of Science	16,310.03
School of Mines	13,015.74
Soldiers' Home	22,686.75
University	17,551.99
TOTAL	$ 605,553.83

Transactions in the process of being completed include the following:

99 Farm Loans	$1,650,700.00
5 School District Bond Issues	741,000.00
Farm Home Administration Loans	105,880.00
	$2,497,580.00

COLLECTIONS DISTRIBUTED TO INSTITUTIONAL FUNDS

From July 1, 1962 to June 30, 1964

Land Contracts (Grant Land)	$1,769,532.74	
Land Sold — Cash	78,376.29	
Easements	3,659.97	
Bond Collections	4,262,613.16	
Farm Loans	1,104,999.49	
X Contracts (Acquired Land)	109,176.52	
Royalty — Coal and Gravel	31,088.90	
Miscellaneous	4,749.66	
F. H. A. Loans	562,047.94	
Royalty — Oil and Gas	660,486.27	
Transfers	115,799.82	
Credited to Permanent Fund, Common Schools and Institutions		$ 8,702,530.76
Interest on Contracts (Grant Land)	460,402.91	
Land Rentals	804,419.51	
Interest on Bonds	2,581,641.44	
Interest on Loans	302,101.07	
Interest on X-Contracts (Acquired Land)	63,470.95	
Oil and Gas Leases	472,076.14	
Miscellaneous	8,972.91	
Interest — F.H.A. Loans	172,769.12	
Transfers	359,883.69	
Credited to Interest and Income Fund, Common Schools and Institutions		5,225,737.74
Reserve Fund		296,439.19
Fees — Land Sales Cost, Advertising, Appraising, etc., Oil Leasing, Farm Loan Application Fees, Patent Fees, Deed Fees — Credited to General Fund		20,015.79
TOTAL COLLECTIONS		$14,244,723.48

TOTAL COST OF OPERATION OF THE DEPARTMENT

During the Following Periods

	Expenditures from July 1, 1962 to June 30, 1963	Expenditures from July 1, 1963 to June 30, 1964
Salary — Commissioner	$ 6,300.00	$ 7,200.00
Salary — Deputy Commissioner	5,839.92	.00
Clerk Hire and Social Security	58,041.31	70,255.00*
Salary — Fieldmen	15,600.00	.00
Supplies — Printing, Postage, Furniture and Fixtures	6,361.58	4,093.71
Miscellaneous	283.79	482.85
Travel	6,482.70	7,673.09
Leasing	947.46	1,328.90
Premium on Bonds	246.79	136.27
Surveying	.00	.00
Contingent	7,136.90	3,196.27
Social Security	.....	4,133.19
TOTALS	$107,240.45	$98,499.28

*Includes Fieldmen Salaries and Salary of Deputy

These expenditures are all taken from the direct appropriation by the legislature for operation of the department. None of the income made by the department can be spent for operation.

GRANT LAND SOLD ON CONTRACT
From July 1, 1962 to June 30, 1964

Number of Tracts	Acres Sold	Amount
197	28,629.06	$1,626,870.00

In addition to the above sales, numerous small tracts of land were sold for purposes over which the right of eminent domain was exercised, such as school sites, highway right of way, etc.

DEEDS AND PATENTS ISSUED
From July 1, 1962 to June 30, 1964

482	patents, covering 67,798.27 acres
340	quit claim deeds, covering 76,256.78 acres
43	deeds, covering 247.05 acres, were issued for purposes over which the right of eminent domain was exercised
865	Total

107 contracts were assigned during this period

SCHOOL BONDS PURCHASED
From July 1, 1962 to June 30, 1964

No. of Bonds Issued	Amount
58	$4,223,590.00

FARM LOAN INVESTMENTS COMPLETED
During the Period July 1, 1962 to June 30, 1964

No. of Loans	Amount
399	$4,632,080.00

LEASING DEPARTMENT

This division is concerned with the leasing of the surface of some 890 thousand acres of land owned by the trust funds and somewhat less than one and one-half million mineral acres.

The issuing and filing of leases, accepting and recording rentals, writing of receipts, recording the royalties, and the handling of a multitude of correspondence plus many associated tasks are the duties of this department.

THE SURFACE

1963 leases for hay, grazing and other agricultural purposes were issued on 11,335 cultivated acres and on 180,763.92 uncultivated acres. These tracts brought in rentals of $116,471.40.

1964 leases were issued on 7,690.32 cultivated acres and 186,111.22 uncultivated acres for rentals of $96,900.83. The total income from land rentals reported elsewhere in this report also includes rentals paid for 2nd through 5th years of the leases.

OIL AND GAS

In the period of July 1, 1962 to June 30, 1964 the department held seven oil and gas leasing auctions. Leases were sold on 75,228.63 mineral acres. These sales brought in $279,902.01 in bonuses and $18,807.18 in first year rentals. Oil and Gas royalties received in this period was $660,486.27.

Although there was some leasing as far back as 1936 the big oil leasing activity began in 1949 and bonuses began in 1951 with the change in leasing policy to the auction type of leasing sales. The total revenue taken in from this source now amounts to $11,228,731.62 of which $2,419,948.71 is rentals, $5,619,954.94 bonuses, and $3,188,827.97 royalties.

The importance of reserving the minerals for the schools is indicated in the fact that two sections of unsold grant land have each received more than a half million dollars in oil and gas royalties with indications that there is much more to come.

URANIUM

Activity in the field of uranium mining has been less spectacular than had been anticipated, but we have had a beginning. Two leases have been sold at public auction without any competitive bidding which may indicate a single interest characteristic of uranium leasing. These two leases brought in $240.00 in bonuses and we have received $831.47 in royalties and royalties-in-advance.

THE PURPOSE

The single purpose of this department is to raise income for the schools and institutions. Why do they need an income from such an independent source?

Apparently our forefathers felt that a minimum support should be guaranteed and therefore, the Federal Government made these grants.

With today's greater needs and the uncertainty of the tax income, which in our State is largely dependent on the amount of precipitation, it is certainly a worthy goal to manage the trust funds and trust lands in the best manner to maintain these minimum guarantees and replace as many local tax dollars as possible.

THIRTY-SEVENTH BIENNIAL REPORT

of the

Commissioner of University and School Lands

TRUST FUNDS

State of North Dakota

For the Period Beginning July 1, 1964
and Ending June 30, 1966

THIRTY-SEVENTH BIENNIAL REPORT

of the

Commissioner of University and School Lands

TRUST FUNDS

State of North Dakota

For the Period Beginning July 1, 1964
and Ending June 30, 1966

The Governing Body created by Section 156 of Article IX of the Constitution of the State of North Dakota, and consisting of the following officers:

HON. WILLIAM L. GUY, President.....Governor
BEN MEIER, Vice President.....Secretary of State
CURTIS OLSON.....State Auditor
HELGI JOHANNESON.....Attorney General
M. F. PETERSON.....Superintendent of Public Instruction
ALBERT SCHMALENBERGER.....Secretary-Commissioner of University and School Lands

"Buy North Dakota Products"

BISMARCK TRIBUNE 16092

LETTER OF TRANSMITTAL

Bismarck, North Dakota
July 1, 1966

To His Excellency, William L. Guy
Governor of North Dakota
Bismarck, North Dakota

Sir:

In accordance with Chapter 15-02 North Dakota Century Code, I have the honor to submit herewith the Biennial Report of the State Land Department for the period beginning July 1, 1964 and ending June 30, 1966.

ALBERT SCHMALENBERGER
Land Commissioner

OFFICE FORCE

Albert Schmalenberger ..... Land Commissioner
Lavina Wegner ..... Secretary

Accounting Department

John Bowers ..... Accountant
Spara Christenson ..... Cashier
Joyce Malmstad ..... Assistant Cashier
Catherine Hruby ..... Clerk-Typist

Land Sales Department

Margaret Pederson ..... Sales Clerk

Title Department

Emma Peightal ..... Title Clerk

Bond and Mortgage Department

Otto Bervik ..... Deputy Land Commissioner
Theresia Fischer ..... Bond and Mortgage Clerk
Marvin Thompson ..... Bond and Mortgage Assistant

Leasing Department

Ernest Pederson ..... Manager
Alvina Glatt ..... Clerk-Typist
Mable Acheson ..... Bookkeeper

Fieldmen

Karl Kleppe ..... Napoleon, N. Dak.
David H. Schuh ..... Underwood, N. Dak.
Paul Neidhardt ..... New Salem, N. Dak.
M. T. Lillehaugen ..... Michigan, N. Dak.

Legal Department

Lynn E. Erickson ..... Assistant Attorney General

STATEMENT OF LAND GRANT FUNDS
June 30, 1966

Bonds —			
Federal		$22,859,375.00	
Municipal and School		14,754,832.27	
U. S. Treas. Bills		397,837.57	$38,012,044.84
F. H. A. Loans		933,200.53	
Farm Loans		12,459,721.52	13,392,922.05
Land Sold on Contract — Acquired Land		414,607.09	
Land Sold on Contract — Grant Land		5,614,331.82	6,028,938.91
Cash Balance — Permanent Fund		399,356.95	
Cash Balance — Reserve Fund		363,898.44	763,255.39
	Acres		
Acquired Land	45,537.66	*Value $10.00 per acre	455,376.60
Unsold Grant Land	813,005.72	*Value $10.00 per acre	8,130,057.20
TOTAL — Acres	858,543.38		$66,782,594.99

*Estimated Value

STATEMENT OF LAND GRANT FUNDS IN VARIOUS SUB-DIVISIONS TO JUNE 30, 1966

Common Schools

On admission to the Union, Congress granted to the State of North Dakota, for the support of Common Schools, sections 16 and 36 in every township in the State, and where these sections or parts thereof were omitted on account of being embraced in lakes, rivers or having been homesteaded prior to survey, the State was allowed to select land elsewhere from any public land in the State, an equal area to supply the loss, and such lieu lands are designated as "Indemnity Lands," which are common school lands other than Section 16 and 36, the proceeds from indemnity lands also to go to the Common School Fund.

Investments

Bonds —		
Federal	$21,774,375.00	
Municipal and School	6,994,427.52	
U. S. Treas. Bills	149,418.33	$28,918,220.85
F. H. A. Loans	933,200.53	
Farm Loans	12,283,421.52	13,216,622.05
Land Sold on Contract — Acquired Land	292,352.88	
Land Sold on Contract — Grant Land	4,640,964.53	4,933,317.41
Cash Balance — Permanent Fund	216,959.21	
Cash Balance — Reserve Fund	61,477.50	278,436.71

	Acres		
Acquired Land	29,207.83	*Value $10.00 per acre	292,078.30
Unsold Grant Land	735,851.17	*Value $10.00 per acre	7,358,511.70
TOTAL — Acres	765,059.00		$54,997,187.02

*Estimated Value

NORTH DAKOTA STATE UNIVERSITY
Fargo

Under Section 16 of the Enabling Act admitting this State, there was granted 90,000 acres, and under Section 17 an additional 40,000 acres, for the support of the North Dakota State University, making a total of 130,000 acres granted by Congress for this institution at Fargo.

Of this grant, 129,999.98 acres have been selected.

Investments

Bonds —			
Federal		$ 170,000.00	
Municipal and School		1,835,365.00	
U. S. Treas. Bills		69,552.57	$2,074,917.57
Farm Loans		120,500.00	120,500.00
Land Sold on Contract —			
Acquired Land		38,400.05	
Land Sold on Contract —			
Grant Land		173,729.23	212,129.28
Cash Balance — Permanent Fund		15,737.95	
Cash Balance — Reserve Fund		64,337.36	80,075.31
	Acres		
Acquired Land	4,237.84	*Value $10.00 per acre	42,378.40
Unsold Grant Land	14,252.34	*Value $10.00 per acre	142,523.40
TOTAL — Acres	18,490.18		$2,672,523.96

*Estimated Value

SCHOOL FOR THE BLIND
Grand Forks

Under Section 17 of the Enabling Act, there was granted 170,000 acres for educational and charitable purposes to be determined by the State Legislature; 30,025.76 acres of this grant has been apportioned to and selected by the State for the benefit of the School for the Blind at Grand Forks.

Investments

Bonds —			
Federal		$ 58,000.00	
Municipal and School		378,100.00	
U. S. Treas. Bills		49,682.43	$485,782.43
Land Sold on Contract —			
Acquired Land		5,693.53	
Land Sold on Contract —			
Grant Land		66,447.71	72,141.24
Cash Balance — Permanent Fund		9,412.46	
Cash Balance — Reserve Fund		19,401.68	28,814.14
	Acres		
Acquired Land	1,138.88	*Value $10.00 per acre	11,388.80
Unsold Grant Land	2,987.27	*Value $10.00 per acre	29,872.70
TOTAL — Acres	4,126.15		$627,999.31

*Estimated Value

CAPITOL BUILDING
Bismarck

Under Section 12 of the Enabling Act admitting the State, there was granted fifty sections, or 32,000 acres, and under Section 17 of the same Act 50,000 acres for public buildings at the Capitol of the State, making 82,000 acres for the Capitol Building. However, there was an over-selection of 326.14 acres for this State Institution, making a total selection of 82,326.14 acres.

Investments

Bonds —			
Municipal and School		$201,000.00	
U. S. Treas. Bills		29,812.29	$230,812.29
Land Sold on Contract —			
Acquired Land		2,086.39	
Land Sold on Contract —			
Grant Land		98,816.46	100,902.85
Cash Balance — Permanent Fund		3,329.02	
Cash Balance — Reserve Fund		7,434.24	10,763.26
	Acres		
Acquired Land	160	*Value $10.00 per acre	1,600.00
Unsold Grant Land	14,879.94	*Value $10.00 per acre	148,799.40
TOTAL—Acres	15,039.94		
*Estimated Value			$492,877.80

SCHOOL FOR THE DEAF
Devils Lake

Under Section 17 of the Enabling Act admitting the State, there was granted 40,000 acres for the Deaf School. Of this grant 39,966.53 acres have been selected by the State for this Institution at Devils Lake.

Investments

Bonds —			
Federal		$ 51,000.00	
Municipal and School		457,760.00	$508,760.00
Farm Loans		55,800.00	55,800.00
Land Sold on Contract —			
Acquired Land		5,453.54	
Land Sold on Contract —			
Grant Land		69,120.47	74,574.01
Cash Balance — Permanent Fund		19,726.61	
Cash Balance — Reserve Fund		21,570.83	41,297.44
	Acres		
Acquired Land	1,192.70	*Value $10.00 per acre	11,927.00
Unsold Grant Land	5,007.39	*Value $10.00 per acre	50,073.90
TOTAL—Acres	6,200.09		
*Estimated Value			$742,432.35

STATE HOSPITAL

Jamestown

Under Section 17 of the Enabling Act admitting the State, there was granted for educational and charitable institutions 170,000 acres to be apportioned as the Legislature should determine. Of this grant 20,000.98 acres has been selected for the State Hospital at Jamestown.

Investments

Bonds —				
Federal			$ 23,000.00	
Municipal and School			291,650.00	
U. S. Treas. Bills			24,844.75	$339,494.75
Land Sold on Contract —				
Acquired Land			2,634.91	
Land Sold on Contract —				
Grant Land			22,905.30	25,540.21
Cash Balance — Permanent Fund			6,235.55	
Cash Balance — Reserve Fund			4,486.19	10,721.74
	Acres			
Acquired Land	311.16	*Value $10.00 per acre		3,111.60
Unsold Grant Land	2,482.35	*Value $10.00 per acre		24,823.50
TOTAL — Acres	2,793.51			$403,691.80
*Estimated Value				

ELLENDALE STATE TEACHERS COLLEGE

Ellendale

Under Section 17 of the Enabling Act admitting the State, there was granted for educational purposes 170,000 acres of which 40,000 acres have been apportioned and 39,997.24 acres have been selected by the State for the benefit of the State Teachers College at Ellendale.

Investments

Bonds —				
Federal			$81,500.00	
Municipal and School			499,050.00	
U. S. Treas. Bills			29,812.30	$610,362.30
Land Sold on Contract —				
Acquired Land			9,446.88	
Land Sold on Contract —				
Grant Land			49,149.32	58,596.20
Cash Balance — Permanent Fund			5,872.32	
Cash Balance — Reserve Fund			21,202.46	27,074.78
	Acres			
Acquired Land	1,462.71	*Value $10.00 per acre		14,627.10
Unsold Grant Land	4,296.64	*Value $10.00 per acre		42,966.40
TOTAL — Acres	5,759.35			$753,626.78
*Estimated Value				

NORMAL SCHOOLS

Valley City — Mayville

Under Section 17 of the Enabling Act admitting the State, there was granted for the State Normal Schools 80,000 acres. The Legislature of the State has apportioned 30,000 acres of this grant to the Mayville Normal and 50,000 acres of this grant to the Valley City Normal. In the selection of these lands, however, no division was made but the full 80,000 acres taken for Normal Schools, and, in the division of receipts for such lands five-eighths is given to the Valley City institution and three-eighths to Mayville, being the proportion to which each is entitled according to the area of the grants to each. There was, however, an over-selection of 5.90 acres, making the total acres selected for the above Normal Schools 80,005.90.

Investments — Mayville Normal

Bonds —			
Federal		$ 63,000.00	
Municipal and School		365,300.00	$428,300.00
Land Sold on Contract —			
Acquired Land		None	
Land Sold on Contract —			
Grant Land		29,105.43	29,105.43
Cash Balance — Permanent Fund		20,185.94	
Cash Balance — Reserve Fund		18,424.48	38,610.42
	Acres		
Acquired Land	640.00	*Value $10.00 per acre	6,400.00
Unsold Grant Land	3,381.61	*Value $10.00 per acre	33,816.10
TOTAL — Acres	4,021.61		$536,231.95

*Estimated Value

Investments — Valley City Normal

Bonds —			
Federal		$145,000.00	
Municipal and School		528,600.00	
U. S. Treas. Bills		44,714.90	$718,314.90
Land Sold on Contract —			
Acquired Land		2,131.47	
Land Sold on Contract —			
Grant Land		48,509.01	50,640.48
Cash Balance — Permanent Fund		9,032.59	
Cash Balance — Reserve Fund		11,995.77	21,028.36
	Acres		
Acquired Land	640.00	*Value $10.00 per-acre	6,400.00
Unsold Grant Land	5,636.02	*Value $10.00 per acre	56,360.20
TOTAL — Acres	6,276.02		$852,743.94

*Estimated Value

NORTH DAKOTA INDUSTRIAL SCHOOL

Mandan

Under Section 17 of the Enabling Act admitting the State, there was granted by Congress to the State Industrial School 40,000 acres. An over-selection of 24.94 acres was made, making the total acres selected for this institution at Mandan 40,024.94 acres.

Investments

Bonds —			
Federal		$ 50,500.00	
Municipal and School		659,100.00	$709,600.00
Land Sold on Contract —			
Acquired Land		11,523.15	
Land Sold on Contract —			
Grant Land		72,866.42	84,389.57
Cash Balance — Permanent Fund		14,998.22	
Cash Balance — Reserve Fund		26,380.71	41,378.93
	Acres		
Acquired Land	1,096.36	*Value $10.00 per acre	10,963.60
Unsold Grant Land	3,903.09	*Value $10.00 per acre	39,030.90
TOTAL —Acres	4,499.45		$885,363.00

*Estimated Value

SCHOOL OF SCIENCE

Wahpeton

Of the 170,000 acres granted to the State under Section 17 of the Enabling Act for educational and charitable purposes, 40,000 acres have been given by the State Legislature to the School of Science at Wahpeton, and of which 39,997.16 acres have been selected.

Investments

Bonds —			
Federal		$ 79,000.00	
Municipal and School		490,200.00	$569,200.00
Land Sold on Contract —			
Acquired Land		7,354.08	
Land Sold on Contract —			
Grant Land		57,477.66	64,831.74
Cash Balance — Permanent Fund		12,220.33	
Cash Balance — Reserve Fund		28,453.98	40,674.31
	Acres		
Acquired Land	1,612.50	*Value $10.00 per acre	16,125.00
Unsold Grant Land	3,020.15	*Value $10.00 per acre	30,201.50
TOTAL —Acres	4,632.65		$721,032.55

*Estimated Value

SCHOOL OF MINES
Grand Forks

Under Section 17 of the Enabling Act admitting the State, there was granted for the School of Mines 40,000 acres. There was an over-selection of 3.51 acres by the State, making a total of 40,003.51 acres for this institution, which is located at Grand Forks in connection with the University.

Investments

Bonds —			
Federal		$104,000.00	
Municipal and School		490,100.00	$594,100.00
Land Sold on Contract —			
Acquired Land		16,955.32	
Land Sold on Contract —			
Grant Land		46,149.36	63,104.68
Cash Balance — Permanent Fund		24,784.88	
Cash Balance — Reserve Fund		27,958.37	52,743.25
	Acres		
Acquired Land	1,347.54	*Value $10.00 per acre	13,475.40
Unsold Land Grant	3,830.87	*Value $10.00 per acre	38,308.70
TOTAL — Acres	5,178.41		$761,732.03

*Estimated Value

SOLDIERS HOME
Lisbon

Of the 170,000 acres granted by Section 17 of the Enabling Act for educational and charitable purposes, the State Legislature apportioned 40,000 acres to the Soldiers Home at Lisbon, and 39,972.36 acres of this grant has been selected.

Investments

Bonds —			
Federal		$110,000.00	
Municipal and School		452,300.00	$562,300.00
Land Sold on Contract —			
Acquired Land		5,479.02	
Land Sold on Contract —			
Grant Land		61,605.91	67,084.93
Cash Balance — Permanent Fund		14,443.75	
Cash Balance — Reserve Fund		10,606.74	25,050.49
	Acres		
Acquired Land	480.00	*Value $10.00 per acre	4,800.00
Unsold Land Grant	3,593.56	*Value $10.00 per acre	35,935.60
TOTAL — Acres	4,073.56		$695,171.02

*Estimated Value

UNIVERSITY

Grand Forks

Under Section 14 of the Enabling Act admitting the State, there was granted seventy-two sections, or 46,080 acres, and under Section 17 of said Act 40,000 acres, making a total of 86,080 acres for the University. Of this grant, 86,066 acres have been selected by the State for this institution at Grand Forks.

Investments

Bonds —			
Federal		$ 150,000.00	
Municipal and School		1,111,879.75	$1,261,879.75
Land Sold on Contract — Acquired Land		15,095.87	
Land Sold on Contract — Grant Land		177,485.01	192,580.88
Cash Balance — Permanent Fund		26,418.12	
Cash Balance — Reserve Fund		40,168.13	66,586.25
	Acres		
Acquired Land	2,010.14	*Value $10.00 per acre	20,101.40
Unsold Grant Land	9,883.32	*Value $10.00 per acre	98,833.20
TOTAL — Acres	11,893.46		$1,639,981.48

*Estimated Value

LAND SELECTIONS AND DISTRIBUTION

Original Grant Lands

	Acres Selected	Acres Sold	Portion Unsold June 30, 1966
Common Schools	2,523,383.78	1,787,532.61	735,851.17
N. Dak. State University	129,999.98	115,747.64	14,252.34
School for Blind	30,025.76	27,038.49	2,987.27
Capitol Building	82,326.14	67,446.20	14,879.94
School for Deaf	39,966.53	34,959.14	5,007.39
State Hospital	20,000.98	17,518.63	2,482.35
Ellendale State Teachers College	39,997.24	35,700.60	4,296.64
Normal Schools —			
Mayville ⅜ / Valley City ⅝	80,005.90	70,988.27	9,017.63
N. Dak. Industrial School	40,024.94	36,121.85	3,903.09
School of Science	39,997.16	36,977.01	3,020.15
School of Mines	40,003.51	36,172.64	3,830.87
Soldiers' Home	39,972.36	36,378.80	3,593.56
University	86,066.00	76,182.68	9,883.32
TOTAL ACRES	3,191,770.28	2,378,764.56	813,005.72

GRANT LAND SOLD ON CONTRACT

Land Contracts Held by the State June 30, 1966

	Acres	No. of Contracts	Principal
Common Schools	263,028.79	1,709	$4,640.964.53
North Dakota State University	8,140.90	59	173,729.23
School for Blind	2,581.43	24	66,447.71
Capitol Building	5,127.74	36	98,816.46
School for Deaf	3,225.45	24	69,120.47
State Hospital	2,023.15	16	22,905.30
Ellendale State Teachers College	2,337.59	20	49,149.32
Normal Schools			
Mayville ⅜ }			
Valley City ⅝ }	4,352.60	36	77,614.44
North Dakota Industrial School	3,586.17	32	72,866.42
School of Science	3,840.41	31	57,477.66
School of Mines	3,017.16	26	46,149.36
Soldiers Home	3,811.36	29	61,605.91
University	6,788.04	54	177,485.01
TOTAL	311,860.79	2,096	$5,614,331.82

Land sold on contract from November 1, 1965 to June 30, 1966, in the amount of $985,504.00. Interest on this amount has not been paid and will not be due until November 1st, 1966. However, this is drawing interest at the rate of 4% per annum.

FARM LOAN INVESTMENTS
June 30, 1966

No. of Loans	Acres	Amount
1,127	840,966.70	$12,459,721.52

$2,612,380.00 was invested in Farm Loans from December 1, 1965 to June 30, 1966. Interest on this amount has not been paid and will not be due until December 1, 1966. However, this is drawing interest at the rate of 5% and 5½% per annum.

FARMERS HOME ADMINISTRATION
Loan Investments
June 30, 1966

No. of Loans	Amount
51	$933,200.53

ACQUIRED LAND SOLD ON CONTRACT
June 30, 1966

	No. of Contracts	Acres	Amount
Common Schools	206	42,371.80	$292,352.88
N. Dak. State University	25	5,991.57	38,400.05
School for Blind	4	959.78	5,693.53
Capitol Building	1	160.00	2,086.39
School for Deaf	6	1,276.04	5,453.54
State Hospital	4	640.00	2,634.91
Ellendale State Teachers College	5	1,156.20	9,446.88
Valley City Normal	1	320.00	2,131.47
Mayville Normal	None	None	None
N. Dak. Industrial School	6	1,276.42	11,523.15
School of Science	7	1,238.08	7,354.08
School of Mines	9	1,678.08	16,955.32
Soldiers Home	2	480.00	5,479.02
University	11	2,550.55	15,095.87
TOTALS	287	60,098.52	$414,607.09

BONDS HELD BY STATE LAND DEPARTMENT
June 30, 1966

	Municipal and School Bonds	Federal Bonds	U. S. Treasurer Bills	Total
Common Schools	$ 6,994,427.52	$21,774,375.00	$149,418.33	$28,918,220.85
North Dakota State University	1,835,365.00	170,000.00	69,552.57	2,074,917.57
School for Blind	378,100.00	58,000.00	49,682.43	485,782.43
Capitol Building	201,000.00	.....	29,812.29	230,812.29
School for Deaf	457,760.00	51,000.00	.....	508,760.00
State Hospital	291,650.00	23,000.00	24,844.75	339,494.75
Ellendale State Teachers College	499,050.00	81,500.00	29,812.30	610,362.30
Valley City Normal	528,600.00	145,000.00	44,714.90	718,314.90
Mayville Normal	365,300.00	63,000.00	.....	428,300.00
North Dakota Industrial School	659,100.00	50,500.00	.....	709,600.00
School of Science	490,200.00	79,000.00	.....	569,200.00
School of Mines	490,100.00	104,000.00	.....	594,100.00
Soldiers Home	452,300.00	110,000.00	.....	562,300.00
University	1,111,879.75	150,000.00	.....	1,261,879.75
TOTALS	$14,754,832.27	$22,859,375.00	$397,837.57	$38,012,044.84

$933,837.57 was invested in Bonds from January 1, 1966 to June 30, 1966. Interest on this amount has not been paid and will not be due until January 1, 1967. However, this is drawing interest at the rate of 4% per annum.

PERMANENT FUND INVESTMENTS
Collections
July 1, 1964 to June 30, 1966

	Land Sold on Contract	Land Sold	Easements and Misc.	Bonds	Farm Loans	X Contracts	Royalty – Coal and Gravel	F.H.A. Loans	Royalty – Oil and Gas	Transfers	Totals
Common Schools	$1,453,861.44	103,820.62	13,329.63	2,245,993.78	2,562,079.81	41,568.85	82,870.06	1,137,373.65	679,912.32	400,000.00	8,720,810.16
North Dakota State University	51,388.37	4,458.30	———	567,009.50	———	4,317.74	———	———	34,856.42	———	662,030.33
School for Blind	23,460.90	———	———	166,054.25	———	362.55	———	———	3,611.77	———	193,489.47
Capitol Building	24,844.81	66.50	854.21	28,000.00	———	———	12,039.29	———	2,641.07	———	68,445.88
School for Deaf	14,607.92	121.00	1.00	172,848.00	———	639.25	———	———	———	———	188,217.17
State Hospital	7,492.32	———	———	95,119.75	———	2,691.21	———	———	12,356.82	———	117,660.10
Ellendale State Teachers College	10,291.29	40.00	———	194,090.00	———	1,762.05	———	———	25.00	154.00	206,362.34
Valley City Normal	14,819.65	450.10	18.75	120,600.00	———	———	———	———	———	———	135,888.50
Mayville Normal	8,893.61	273.00	7.50	95,800.00	———	———	———	———	———	———	104,974.11
North Dakota Industrial School	13,533.45	77.90	5,776.64	134,569.75	———	———	———	———	7,724.57	———	161,682.31
School of Science	11,891.75	———	12.50	196,231.75	———	1,774.30	———	———	———	———	209,910.30
School of Mines	5,112.70	6,800.00	12.50	139,600.00	———	184.19	———	———	———	———	151,709.39
Soldiers Home	9,694.75	———	———	176,324.00	———	738.25	———	———	———	———	186,757.00
University	49,278.69	143.07	915.63	292,488.75	———	4,332.92	220.00	———	987.07	———	348,366.13
TOTALS	$1,699,171.65	116,250.49	20,928.36	4,624,729.53	2,562,079.81	58,371.31	95,129.35	1,137,373.65	742,115.04	400,154.00	11,456,303.19

The above collected monies are placed in the Permanent Trust Fund for each of the above listed schools and institutions. These Permanent Trust Funds can never be spent but must be invested. However, the earnings from the investments are spent by the Schools and Institutions.

COLLECTIONS
Interest and Income
July 1, 1964 to June 30, 1966

	Interest on Contracts	Land Rentals	Bond Interest	Interest on Loans	Misc.	Oil and Gas Leases	Interest X Contracts	Interest F.H.A. Loans	Transfers	Totals
Common Schools	$372,248.27	994,554.66	1,797,081.83	709,444.90	9,221.04	426,005.68	30,735.91	134,176.44	189,287.74	4,662,756.47
North Dakota State University	10,624.79	34,012.80	182,295.44			8,583.77	3,496.49			239,013.29
School for Blind	3,335.37	8,585.66	35,469.43			625.06	437.97			48,453.49
Capitol Building	6,599.33	23,172.30	15,114.14			1,903.84	166.94			46,956.55
School for Deaf	4,775.15	10,731.30	42,636.47			1,190.00	765.63			60,098.55
State Hospital	2,634.53	3,840.10	25,042.47			898.05	336.84			32,751.99
Ellendale State Teachers College	3,305.51	9,357.75	44,094.38			2,842.92	895.73		38.00	60,534.29
Valley City Normal	3,082.18	9,694.71	52,948.56			2,283.61	166.59			68,175.65
Mayville Normal	1,852.97	6,417.79	32,624.10			3,068.08	89.47			44,052.41
North Dakota Industrial School	6,359.61	9,669.02	54,869.20			10,973.71	573.27			82,444.81
School of Science	6,730.93	6,864.52	44,318.25		160.00	2,765.87	871.12			61,710.69
School of Mines	6,113.70	18,936.55	157,724.21			3,652.23	1,468.64			187,895.33
Soldiers Home	4,033.17	6,501.25	40,540.07			1,028.00	473.26			52,575.75
University	11,794.19	19,838.12	267,983.68			8,691.88	1,806.00			310,113.87
TOTALS	$443,489.70	1,162,176.53	2,792,742.23	709,444.90	9,381.04	474,512.70	42,283.86	134,176.44	189,325.74	5,957,533.14

The above collected monies go to the various schools and institutions listed above and may be spent by them. In the case of Common Schools, the monies are apportioned out quarterly to the School Districts on a per pupil basis.

PERMANENT FUND CASH BALANCE

June 30, 1966

Common Schools	$ 216,959.21
North Dakota State University	15,737.95
School for Blind	9,412.46
Capitol Building	3,329.02
School for Deaf	19,726.61
State Hospital	6,235.55
Ellendale State Teachers College	5,872.32
Valley City Normal	9,032.59
Mayville Normal	20,185.94
North Dakota Industrial School	14,998.22
School of Science	12,220.33
School of Mines	24,784.88
Soldiers Home	14,443.75
University	26,418.12
TOTAL	$ 399,356.95

Transactions in the process of being completed include the following:

73 Farm Loans	$1,239,600.00
4 School District Bond Issues	304,000.00
	$1,543,600.00

COLLECTIONS DISTRIBUTED TO INSTITUTIONAL FUNDS

From July 1, 1964 to June 30, 1966

Land Contracts (Grant Land)	$1,699,171.65	
Land Sold — Cash	116,250.49	
Easements	6,882.55	
Bond Collections	4,624,729.53	
Farm Loans	2,562,079.81	
X Contracts (Acquired Land)	58,371.31	
Royalty — Coal and Gravel	95,129.35	
Miscellaneous	14,045.81	
F.H.A. Loans	1,137,373.65	
Royalty — Oil and Gas	742,115.04	
Transfers	400,154.00	
Credited to Permanent Fund, Common Schools and Institutions		$11,456,303.19
Interest on Contracts (Grant Land)	$ 443,489.70	
Land Rentals	1,162,176.53	
Interest on Bonds	2,792,742.23	
Interest on Loans	709,444.90	
Interest on X Contracts (Acquired Land)	42,283.86	
Oil and Gas Leases	474,512.70	
Miscellaneous	9,381.04	
Interest — F.H.A. Loans	134,176.44	
Transfers	189,325.74	
Credited to Interest and Income Fund, Common Schools and Institutions		5,957,533.14
Reserve Fund		170,485.57
Fees — Land Sales Cost, Advertising, Appraising, etc., Oil Leasing, Farm Loan Application Fees, Patent and Deed Fees credited to General Fund		26,914.99
TOTAL		$17,611,236.89

TOTAL COST OF OPERATION OF THE DEPARTMENT

During the Following Periods

	Expenditures from July 1, 1964 to June 30, 1965	Expenditures from July 1, 1965 to June 30, 1966
Salaries, Social Security, OASIS, Blue Cross	$78,597.16	$ 86,600.46
Fees and Services, Postage, Miscellaneous, Travel, Leasing, Publishing Notice Land Sales	14,061.65	14,709.59
Supplies and Materials	2,455.38	3,302.66
Furniture and Fixtures, Equipment	552.62	1,549.08
TOTALS	$95,666.81	$106,161.79

These expenditures are all taken from the direct appropriations by the legislature for operation of the department. None of the income made by the department can be spent for operation.

GRANT LAND SOLD ON CONTRACT
From July 1, 1964 to June 30, 1966

Number of Tracts	Acres Sold	Amount
193	29,234.05	$1,696,940.87

DEEDS AND PATENTS ISSUED
From July 1, 1964 to June 30, 1966

536 Patents covering 77,578.90 acres

199 Quit Claim Deeds, covering 42,450.52 acres

49 Deeds covering 3,153.41 acres were issued for purposes over which the right of eminent domain was exercised. Several easements for temporary use by the Highway Department and other Agencies were granted.

784 Total

132 Contracts were assigned during this period.

SCHOOL BONDS PURCHASED
From July 1, 1964 to June 30, 1966

No. of Bonds Issued	Amount
68	$2,934,437.57

FARM LOAN INVESTMENTS COMPLETED
During the Period July 1, 1964 to June 30, 1966

No. of Loans	Amount
585	$8,851,850.00

LEASING DEPARTMENT

Leases for hay, grazing and other agricultural purposes were issued in 1965 on 20,801.89 cultivated acres and on 372,760.95 uncultivated acres. These tracts brought in rentals of $358,686.92.

Leases were issued in 1966 on 13,877.95 cultivated acres and 207,165.35 uncultivated acres for rentals of $186,968.13. Rentals indicated on department collections also include rentals paid for second through fifth years of the leases.

New minimum rental rates were established in the fall of 1964 effecting 1965 and 1966 leases. The old grazing rate was set at a flat 25¢ per acre with special rates given to the grazing associations on poorer tracts in the Badlands. The new minimum grazing rates are $1.25 per animal unit month where the carrying capacity has been established by the Soil Conservation Service or the Forest Service. Where the carrying capacity has not been established the minimum rate is 2% of the department's valuation of the land but not exceeding $120.00 per quarter section. These rates have, by and large, been favorably accepted.

OIL AND GAS: Eight oil and gas leasing auctions were held in the period July 1, 1964 to June 30, 1966. Leases were sold on 209,262.81 mineral acres bringing $355,547.11 in bonuses and $52,315.70 in first year rentals. Oil and Gas royalties received in this period were $742,115.04.

URANIUM: Royalties and royalties in advance have brought in $5,855.64 in this biennium.

PERSONNEL OF THE STATE LAND DEPARTMENT
JULY 1, 1964 TO JUNE 30, 1966

Name	Title	Salary	Insurance	Fund	Installments
Albert Schmalenberger	Commissioner	$15,600.00	$120.00	Salaries	24
Eugene D. Weekes	Deputy	1,000.00	None	Salaries	24
Otto N. Bervik	Deputy	12,825.00	95.00	Salaries	2
John H. Bowers	Accountant	12,925.00	120.00	Salaries	24
Spara Christenson	Cashier	9,090.00	120.00	Salaries	24
Joyce Malmstad	Asst. Cashier	8,705.00	120.00	Salaries	24
Catherine L. Hruby	Asst. Cashier	8,030.00	50.00	Salaries	24
Emma L. Peightal	Title Clerk	8,560.00	120.00	Salaries	24
Marie Lee	Secretary	8,373.69	110.00	Salaries	24
Ernest W. Pederson	Leasing Mgr.	12,915.00	120.00	Salaries	23
Margaret D. Pederson	Sales Clerk	8,560.00	120.00	Salaries	24
Theresia Fischer	Mtg.-Bond Clerk	8,410.00	25.00	Salaries	24
Alvina Glatt	Oil Lease Clerk	7,814.75	120.00	Salaries	24
Lavina Wegner	Secretary	8,090.00	120.00	Salaries	24
Marvin M. Thompson	Bond-Mtg. Asst.	4,030.00	None	Salaries	24
Mabel Acheson	Clerk	135.00	None	Salaries	10
Sandra M. Meyhoff	Clerk	782.43	None	Salaries	1
Georgiann Messer	Clerk	541.00	None	Salaries	8
Karl Kleppe	Fieldman	8,000.00	120.00	Salaries	6
David H. Schuh	Fieldman	8,000.00	120.00	Salaries	24
M. T. Lillehaugen	Fieldman	1,075.00	None	Salaries	24
Paul A. Neidhardt	Fieldman	2,440.00	None	Salaries	19
Peter A. Tinbo	Fieldman	50.00	None	Salaries	20
					1

BISMARCK TRIBUNE 17471

THIRTY-EIGHTH BIENNIAL REPORT

of the

Commissioner of University and School Lands

TRUST FUNDS

State of North Dakota



For the Period Beginning July 1, 1966

and Ending June 30, 1968

THIRTY-EIGHTH BIENNIAL REPORT

of the

Commissioner of University and School Lands

TRUST FUNDS

State of North Dakota

For the Period Beginning July 1, 1966
and Ending June 30, 1968

The Governing Body created by Section 156 of Article IX of the Constitution of the State of North Dakota, consists of the following officers:

HON. WILLIAM L. GUY, President ---------- Governor
BEN MEIER, Vice President ---------- Secretary of State
CURTIS OLSON ---------- State Auditor
HELGI JOHANNESON ---------- Attorney General
M. F. PETERSON ---------- Superintendent of Public Instruction
ALBERT SCHMALENBERGER ---------- Secretary-Commissioner of University and School Lands

"BUY NORTH DAKOTA PRODUCTS"

LETTER OF TRANSMITTAL

Bismarck, North Dakota
July 1, 1968

To His Excellency, William L. Guy
Governor of North Dakota
Bismarck, North Dakota

Sir:

In accordance with Chapter 15-02 North Dakota Century Code, I have the honor to submit herewith the Biennial Report of the State Land Department for the period bginning July 1, 1966 and ending June 30, 1968.

ALBERT SCHMALENBERGER
Land Commissioner

NARRATIVE

STATEMENT OF POLICY OF OPERATION

As set forth by the Board of University and School Lands in regard to delinquent loans and land sale contracts:

Motion was made, seconded and duly carried that it shall be the policy of this Department to grant extensions up to 5 years in cases of extreme adversity or hardship.

INVESTMENTS IN FEDERAL BONDS

The investments in Federal Bonds in the amount of $21,159,375.00 were made in the period starting October 20, 1941 and ending May 1, 1953 at interest rates of 2½% to 3¼% and are becoming due December 15, 1968 through May 1, 1983. The bulk of these bonds were purchased to support WORLD WAR II.

CERTIFICATES OF DEPOSIT IN THE BANK OF NORTH DAKOTA

Certificates of Deposit in the Bank of North Dakota in the amount of $905,000.00 are drawing 4½% interest. These Certificates of Deposit were monies put into short term investments awaiting the clearing of titles on farm loans already approved by the Board, which will then be converted to 6% farm loans as soon as titles are cleared and loans are ready to be disbursed.

OFFICE FORCE

Albert Schmalenberger ..... Land Commissioner
Lavina Wegner ..... Secretary

Accounting Department

John Bowers ..... Accountant
Spara Christenson ..... Cashier
Joyce Mahnstad ..... Assistant Cashier

Collection Department

Marvin Thompson ..... Manager
Catherine Hruby ..... Assistant Manager

Land Sales Department

Margaret Pederson ..... Sales Clerk

Title Department

Emma Peightal ..... Title Clerk

Bond & Mortgage Department

Otto Bervik ..... Deputy Land Commissioner
Theresia Fischer ..... Bond & Mortgage Clerk

Leasing Department

Ernest Pederson ..... Manager
Alvina Glatt ..... Clerk-Typist
DelJoan Lachenmeier ..... Bookkeeper

Fieldmen

Karl Kleppe ..... Napoleon, N. Dak.
David H. Schuh ..... Underwood, N. Dak.
Paul Neidhardt ..... New Salem, N. Dak.
E. A. Tough ..... Strasburg, N. Dak.

Legal Department

Lynn E. Erickson ..... Assistant Attorney General

STATEMENT OF LAND GRANT FUNDS

June 30, 1968

Bonds —		
Federal	$21,159,375.00	
Municipal & School	13,582,198.74	$34,741,573.74
Certificate of Deposit	500,000.00	
Certificate of Deposit Reserve Fund	405,000.00	905,000.00
F. H. A. Loans	656,931.33	
Farm Loans	18,213,105.09	18,870,036.42
Land Sold on Contract Acquired Land	214,694.69	
Land Sold on Contract Grand Land	6,135,044.28	6,349,738.97
Cash Balance — Permanent Fund	585,638.88	
Cash Balance — Reserve Fund	98,214.50	683,853.38

	Acres		
Acquired Land	45,534.17	*Value $10.00 Per Acre	455,341.70
Unsold Grant Land	777,851.17	*Value $10.00 Per Acre	7,778,511.70
TOTAL–ACRES	823,385.34		
			$69,784,055.91

*Estimated Value

STATEMENT OF LAND GRANT FUNDS IN VARIOUS SUB-DIVISIONS TO JUNE 30, 1968

Common Schools

On admission to the Union, Congress granted to the State of North Dakota, for the support of Common Schools, sections 16 and 36 in every township in the State, and where these sections or parts thereof were omitted on account of being embraced in lakes, rivers or having been homesteaded prior to survey, the State was allowed to select land elsewhere from any public land in the State, an equal area to supply the loss, and such lieu lands are designated as "Indemnity Lands", which are common school lands other than Section 16 and 36, the proceeds from indemnity lands also to go to the Common School Fund.

Investments

Bonds —		
Federal	$20,824,375.00	
Municipal and School	5,875,993.74	$26,700,368.74
Certificate of Deposit Reserve Fund	97,000.00	97,000.00
F. H. A. Loans	656,931.33	
Farm Loans	17,186,538.22	17,843,469.55
Land Sold on Contract Acquired Land	142,171.37	
Land Sold on Contract Grant Land	4,998,398.43	5,140,569.80
Cash Balance — Permanent Fund	290,525.90	
Cash Balance — Reserve Fund	65,877.83	356,403.73

	Acres		
Acquired Land	29,207.83	*Value $10.00 Per Acre	292,078.30
Unsold Grant Land	706,523.66	*Value $10.00 Per Acre	7,065,236.60
TOTAL—Acres	735,731.49		$57,495,126.72

*Estimated Value

NORTH DAKOTA STATE UNIVERSITY
Fargo

Under Section 16 of the Enabling Act admitting this State, there was granted 90,000 acres, and under Section 17 an additional 40,000 acres, for the support of the North Dakota State University, making a total of 130,000 acres granted by Congress for this institution at Fargo.

Of this grant, 129,999.98 acres have been selected.

Investments

Bonds —			
Federal		$ 50,000.00	
Municiple and School		1,746,680.00	1,796,680.00
Certificate of Deposit			
Reserve Fund		63,000.00	63,000.00
Farm Loans		466,075.47	466.075.47
Land Sold on Contract			
Acquired Land		24,872.66	
Land Sold on Contract			
Grant Land		250,510.89	275,383.55
Cash Balance — Permanent Fund		44,385.65	
Cash Balance — Reserve Fund		10,131.54	54,517.19
	Acres		
Acquired Land	4,237.84	*Value $10.00 Per Acre	42,378.40
Unsold Grant Land	12,976.40	*Value $10.00 Per Acre	129,764.00
TOTAL—Acres	17,214.24		
*Estimated Value			$ 2,827,798.61

SCHOOL FOR THE BLIND
Grand Forks

Under Section 17 of the Enabling Act, there was granted 170,000 acres for educational and charitable purposes to be determined by the State Legislature; 30,025.76 acres of this grant has been apportioned to and selected by the State for the benefit of the School for the Blind at Grand Forks.

Investments

Bonds —			
Federal		$ 33,000.00	
Municipal and School		435,200.00	$ 468,200.00
Certificate of Deposit			
Reserve Fund		20,000.00	20,000.00
Land Sold on Contract			
Acquired Land		3,221.45	
Land Sold on Contract			
Grant Land		66,345.24	69,566.69
Cash Balance — Permanent Fund		41,809.02	
Cash Balance — Reserve Fund		1,779.76	43,588.78
	Acres		
Acquired Land	1,138.88	*Value $10.00 Per Acre	11,388.80
Unsold Grant Land	2,787.27	*Value $10.00 Per Acre	27,872.70
TOTAL—Acres	3,926.15		
*Estimated Value			$ 640,616.97

CAPITOL BUILDING

Bismarck

Under Section 12 of the Enabling Act admitting the State, there was granted fifty sections, or 32,000 acres, and under Section 17 of the same Act 50,000 acres for public buildings at the Capitol of the State, making 82,000 acres for the Capitol Building. However, there was an over-selection of 326.14 acres for this State Institution, making a total selection of 82,326.14 acres.

Investments

Bonds —		
Municipal and School	$ 179,000.00	$ 179,000.00
Certificate of Deposit	110,000.00	
Certificate of Deposit Reserve Fund	7,000.00	117,000.00
Land Sold on Contract Acquired Land	1,041.24	
Land Sold on Contract Grant Land	164,138.26	165,179.50
Cash Balance—Permanent Fund	6,040.84	
Cash Balance—Reserve Fund	1,479.39	7,520.23

	Acres		
Acquired Land	160.00	*Value $10.00 Per Acre	1,600.00
Unsold Grant Land	13,484.12	*Value $10.00 Per Acre	134,841.20
TOTAL—Acres	13,644.12		$ 605,140.93

*Estimated Value

SCHOOL FOR THE DEAF

Devils Lake

Under Section 17 of the Enabling Act admitting the State, there was granted 40,000 acres for the Deaf School. Of this grant 39,966.53 acres have been selected by the State for this Institution at Devils Lake.

Investments

Bonds —		
Federal	$ 26,000.00	
Municipal and School	394,820.00	$ 420,820.00
Certificate of Deposit Reserve Fund	21,000.00	21,000.00
Farm Loans	173,644.00	173,644.00
Land Sold on Contract Acquired Land	2,591.55	
Land Sold on Contract Grant Land	77,329.41	79,920.96
Cash Balance — Permanent Fund	11,047.29	
Cash Balance — Reserve Fund	2,641.05	13,688.34

	Acres		
Acquired Land	1,192.70	*Value $10.00 Per Acre	11,927.00
Unsold Grant Land	4,685.55	*Value $10.00 Per Acre	46,855.50
TOTAL—Acres	5,878.25		$767,855.80

*Estimated Value

STATE HOSPITAL
Jamestown

Under Section 17 of the Enabling Act admitting the State, there was granted for educational and charitable institutions 170,000 acres to be apportioned as the Legislature should determine. Of this grant 20,000.98 acres has been selected for the State Hospital at Jamestown.

Investments

Bonds —			
Federal		$ 3,000.00	
Municipal and School		279,200.00	$ 282,200.00
Certificate of Deposit		70,000.00	
Certificate of Deposit			
Reserve Fund		5,000.00	75,000.00
Land Sold on Contract			
Acquired Land		518.56	
Land Sold on Contract			
Grant Land		15,512.40	16,030.96
Cash Balance — Permanent Fund		13,333.30	
Cash Balance — Reserve Fund		1,358.80	14,692.10
	Acres		
Acquired Land	311.16	*Value $10.00 Per Acre	3,111.60
Unsold Grant Land	2,482.35	*Value $10.00 Per Acre	24,823.50
TOTAL—Acres	2,793.51		
*Estimated Value			$ 415,858.16

ELLENDALE STATE TEACHERS COLLEGE
Ellendale

Under Section 17 of the Enabling Act admitting the State, there was granted for educational purposes 170,000 acres of which 40,000 acres have been apportioned and 39,997.24 acres have been selected by the State for the benefit of the State Teachers College at Ellendale.

Investments

Bonds —			
Federal		$ 11,500.00	
Municipal and School		462,750.00	$ 474,250.00
Certificate of Deposit		130,000.00	
Certificate of Deposit			
Reserve Fund		21,000.00	151,000.00
Land Sold on Contract			
Acquired Land		6,286.20	
Land Sold on Contract			
Grant Land		40,622.85	46,909.05
Cash Balance — Permanent Fund		34,588.72	
Cash Balance — Reserve Fund		1,435.51	36,024.23
	Acres		
Acquired Land	1,462.71	*Value $10.00 Per Acre	14,627.10
Unsold Grant Land	4,176.64	*Value $10.00 Per Acre	41,766.40
TOTAL—Acres	5,639.35		
*Estimated Value			$ 764,576.78

NORMAL SCHOOLS
Valley City — Mayville

Under Section 17 of the Enabling Act admitting the State, there was granted for the State Normal Schools 80,000 acres. The Legislature of the State has apportioned 30,000 acres of this grant to the Mayville Normal and 50,000 acres of this grant to the Valley City Normal. In the selection of these lands, however, no division was made but the full 80,000 acres taken for Normal Schools, and, in the division of receipts for such lands five-eighths is given to the Valley City institution and three-eighths to Mayville, being the proportion to which each is entitled according to the area of the grants to each. There was, however, an over-selection of 5.90 acres, making the total acres selected for the above Normal Schools 80,005.90.

Investments — Mayville Normal

Bonds —				
Federal			$ 18,000.00	
Municipal and School			418,055.00	$ 436,055.00
Certificate of Deposit Reserve Fund			18,000.00	18,000.00
Land Sold on Contract Acquired Land			None	
Land Sold on Contract Grant Land			36,298.63	36,298.63
Cash Balance — Permanent Fund			24,641.35	
Cash Balance — Reserve Fund			424.48	25,065.83
	Acres			
Acquired Land	640.00	*Value $10.00 Per Acre		6,400.00
Unsold Grant Land	3,111.61	*Value $10.00 Per Acre		31,116.10
TOTAL—Acres	3,751.61			$ 552,935.56

*Estimated Value

Investments — Valley City Normal

Bonds —				
Federal			$ 50,000.00	
Municipal and School			625,300.00	$ 675,300.00
Certificate of Deposit			60,000.00	
Certificate of Deposit Reserve Fund			11,000.00	71,000.00
Land Sold on Contract Acquired Land			None	
Land Sold on Contract Grant Land			60,497.72	60,497.72
Cash Balance — Permanent Fund			12,395.17	
Cash Balance — Reserve Fund			3,127.24	15,522.41
	Acres			
Acquired Land	640.00	*Value $10.00 Per Acre		6,400.00
Unsold Grant Land	5,186.02	**Value $10.00 Per Acre		51,860.20
TOTAL—Acres	5,826.02			$ 880,580.33

*Estimated Value

NORTH DAKOTA INDUSTRIAL SCHOOL
Mandan

Under Section 17 of the Enabling Act admitting the State, there was granted by Congress to the State Industrial School 40,000 acres. An over-selection of 24.94 acres was made, making the total acres selected for this institution at Mandan 40,024.94 acres.

Investments

Bonds —			
Federal		$ 10,500.00	
Municipal and School		720,100.00	$ 730,600.00
Certificate of Deposit			
Reserve Fund		31,000.00	31,000.00
Land Sold on Contract			
Acquired Land		6,062.15	
Land Sold on Contract			
Grant Land		86,145.71	92,207.86
Cash Balance — Permanent Fund		26,406.63	
Cash Balance — Reserve Fund		841.71	27,248.34
	Acres		
Acquired Land	1,096.36	*Value $10.00 Per Acre	10,963.60
Unsold Grant Land	3,503.09	*Value $10.00 Per Acre	35,030.90
TOTAL—Acres	4,599.45		$ 927,050.70

*Estimated Value

SCHOOL OF SCIENCE
Wahpeton

Of the 170,00 acres granted to the State under Section 17 of the Enabling Act for educational and charitable purposes, 40,000 acres have been given by the State Legislature to the School of Science at Wahpeton, and of which 39,997.16 acres have been selected.

Investments

Bonds —			
Federal		$ 29,000.00	
Municipal and School		541,400.00	$ 570,400.00
Certificate of Deposit			
Reserve Fund		29,000.00	29,000.00
Land Sold on Contract			
Acquired Land		5,165.69	
Land Sold on Contract			
Grant Land		54,269.96	59,435.65
Cash Balance — Permanent Fund		25,274.14	
Cash Balance — Reserve Fund		1,380.66	26,654.80
	Acres		
Acquired Land	1,609.01	*Value $10.00 Per Acre	16,090.10
Unsold Grant Land	2,939.16	*Value $10.00 Per Acre	29,391.60
TOTAL—Acres	4,548.17		$ 730,972.15

*Estimated Value

SCHOOL OF MINES
Grand Forks

Under Section 17 of the Enabling Act admitting the State, there was granted for the School of Mines 40,000 acres. There was on over-selection of 3.51 acres by the State, making a total of 40,003.51 acres for this institution, which is located at Grand Forks in connection with the University.

Investments

Bonds —			
Federal	$ 39,000.00		
Municipal and School	584,700.00	$ 623,700.00	
Certificate of Deposit			
Reserve Fund	31,000.00	31,000.00	
Land Sold on Contract			
Acquired Land	11,175.59		
Land Sold on Contract			
Grant Land	47,661.47	58,837.06	
Cash Balance — Permanent Fund	17,745.22		
Cash Balance — Reserve Fund	2,416.05	20,161.27	

	Acres			
Acquired Land	1,347.54	*Value	$10.00 Per Acre	13,475.40
Unsold Grant Land	3,515.37	*Value	$10.00 Per Acre	35,153.70
TOTAL—Acres	4,862.91			
*Estimated Value				$ 782,327.43

SOLDIERS HOME
Lisbon

Of the 170,000 acres granted by Section 17 of the Enabling Act for educational and charitable purposes, the State Legislature apportioned 40,000 acres to the Soldiers Home at Lisbon, and 39,972.36 acres of this grant has been selected.

Investments

Bonds —			
Federal	$ 40,000.00		
Municipal and School	426,000.00	$ 466,000.00	
Certificate of Deposit	130,000.00		
Reserve Fund	10,000.00	140,000.00	
Land Sold on Contract			
Acquired Land	4,408.72		
Land Sold on Contract			
Grant Land	55,293.18	59,701.90	
Cash Balance — Permanent Fund	10,971.95		
Cash Balance — Reserve Fund	1,194.47	12,166.42	

	Acres			
Acquired Land	480.00	*Value	$10.00 Per Acre	4,800.00
Unsold Grant Land	3,197.37	*Value	$10.00 Per Acre	31,973.70
TOTAL—Acres	3,677.37			
*Estimated Value				$ 714,642.02

UNIVERSITY

Grand Forks

Under Section 14 of the Enabling Act admitting the State, there was granted seventy-two sections, or 46,080 acres, and under Section 17 of said Act 40,000 acres, making a total of 86,080 acres for the University. Of this grant, 86,066 acres have been selected by the State for this institution at Grand Forks.

Investments

Bonds —		
Federal	$ 25,000.00	
Municipal and School	893,000.00	$ 918,000.00
Certificate of Deposit		
Reserve Fund	41,000.00	41,000.00
Farm Loans	386,847.40	386,847.40
Land Sold on Contract		
Acquired Land	7,179.51	
Land Sold on Contract		
Grant Land	182,020.13	189,199.64
Cash Balance — Permanent Fund	26,473.70	
Cash Balance — Reserve Fund	4,126.01	30,599.71

	Acres		
Acquired Land	2,010.14	*Value $10.00 Per Acre	20,101.40
Unsold Grant Land	9,282.56	*Value $10.00 Per Acre	92,825.60
TOTAL—Acres	11,292.70		$ 1,678,573.75

*Estimated Value

LAND SELECTIONS AND DISTRIBUTION

Original Grant Lands

	Acres Selected	Acres Sold	Portion Unsold June 30, 1968
Common Schools	2,523,383.78	1,816,860.12	706,523.66
N. D. State University	129,999.98	117,023.58	12,976.40
School for Blind	30,025.76	27,238.49	2,787.27
Capitol Building	82,326.14	68,842.02	13,484.12
School for Deaf	39,966.53	35,280.98	4,685.55
State Hospital	20,000.98	17,518.63	2,482.35
Ellendale State Teachers College	39,997.24	35,820.60	4,176.64
Normal Schools — Mayville ⅝) Valley City ⅜)	80,005.90	71,708.27	8,297.63
N. D. Industrial School	40,024.94	36,521.85	3,503.09
School of Science	39,997.16	37,058.00	2,939.16
School of Mines	40,003.51	36,488.14	3,515.37
Soldiers Home	39,972.36	36,774.99	3,197.37
University	86,066.00	76,783.44	9,282.56
TOTAL ACRES	3,191,770.28	2,413,919.11	777,851.17

GRANT LAND SOLD ON CONTRACT

Land Contracts Held by the State June 30, 1968

	Acres	No. of Contracts	Principle
Common Schools	205,980.27	1,342	$4,998,398.43
North Dakota State University	7,413.66	53	250,510.89
School for Blind	2,185.81	20	66,345.24
Capitol Building	5,071.87	35	164,138.26
School for Deaf	2,537.89	19	77,329.41
State Hospital	1,383.15	12	15,512.40
Ellendale State Teachers College	1,194.98	10	40,622.85
Normal Schools —			
Mayville ⅜)			
Valley City ⅝)	2,568.16	21	96,796.35
North Dakota Industrial School	3,323.89	28	86,145.71
School of Science	2,793.30	24	54,269.96
School of Mines	2,002.65	19	47,661.47
Soldiers Home	2,765.39	21	55,293.18
University	5,800.98	46	182,020.13
TOTAL	245,022.00	1,650	$6,135,044.28

Land sold on contract from November 1, 1967 to June 30, 1968, in the amount of $955,620.00. Interest on this amount has not been paid and will not be due until November 1st, 1968. However, this is drawing interest at the rate of 5% per annum.

FARM LOAN INVESTMENTS

June 30, 1968

	No. of Loans	Acres	Amount
Common Schools	1,323	1,004,053.75	$17,186,538.22
N. D. State University	17	17,757.00	466,075.47
School for Deaf	7	5,523.00	173,644.00
University	13	17,095.00	386,847.40
	1,360	1,044,428.75	$18,213,105.09

$4,197,700.00 was invested in Farm Loans from December 1, 1967 to June 30, 1968. Interest on this amount has not been paid and will not be due until December 1, 1968. However, this is drawing interest at the rate of 6% per annum.

FARMERS HOME ADMINISTRATION INVESTMENTS

June 30, 1968

No. of Loans	Amount
36	$656,931.33

ACQUIRED LAND SOLD ON CONTRACT

June 30, 1968

	No. of Contracts	Acres	Amount
Common Schools	94	17,920.33	$ 142,171.37
N. Dak. State University	13	3,276.14	24,872.66
School for Blind	2	479.78	3,221.45
Capitol Building	1	160	1,041.24
School for Deaf	1	320	2,591.55
State Hospital	2	320	518.56
Ellendale State Teachers College	3	720	6,286.20
Valley City Normal	None		
Mayville Normal	None		
N. Dak. Industrial School	4	960	6,062.15
School of Science	4	438.08	5,165.69
School of Mines	6	958.08	11,175.59
Soldiers Home	3	640	4,408.72
University	8	1,760	7,179.51
TOTALS	141	27,952.41	$ 214,694.69

BONDS HELD BY STATE LAND DEPARTMENT

June 30, 1968

	Federal Bonds	Municipal and School Bonds	Certificate of Deposit	Certificate of Deposit (Reserve Fund)	Total
Common Schools	$20,824,375.00	$ 5,875,993.74	-------	$ 97,000.00	$26,797,368.74
North Dakota State University	50,000.00	1,746,680.00	-------	63,000.00	1,859,680.00
School for Blind	33,000.00	435,200.00	-------	20,000.00	488,200.00
Capitol Building	-------	179,00.00	110,000.00	7,000.00	296,000.00
School for Deaf	26,000.00	394,820.00	-------	21,000.00	441,820.00
State Hospital	3,000.00	279,200.00	70,000.00	5,000.00	357,200.00
Ellendale State College	11,500.00	462,750.00	130,000.00	21,000.00	625,250.00
Valley City State College	50,000.00	625,300.00	60,000.00	11,000.00	746,300.00
Mayville State College	18,000.00	418,055.00	-------	18,000.00	454,055.00
North Dakota Industrial School	10,500.00	720,100.00	-------	31,000.00	761,600.00
School of Science	29,000.00	541,400.00	-------	29,000.00	599,400.00
School of Mines	39,000.00	584,700.00	-------	31,000.00	654,700.00
Soldiers Home	40,000.00	426,000.00	130,000.00	10,000.00	606,000.00
University	25,000.00	893,000.00	-------	41,000.00	959,000.00
TOTALS	$21,159,375.00	$13,582,198.74	$ 500,000.00	$ 405,000.00	$35,646,573.74

$887,000.00 was invested from January 1, 1968 to June 30, 1968. Rate 5% Interest on this amount has not been paid and will not be due until January 1, 1969.

PERMANENT FUND COLLECTIONS
July 1, 1966 to June 30, 1968

	Land Sold on Contract	Land Sold Cash Sales	Eas'mnts. and Misc.	Bonds	Farm Loans	X Contracts	Royalty Coal and Gravel	F.H.A. Loans	Royalty Oil and Gas	Transfers	Totals
Common Schools	1,574,968.60	116,773.72	3,467.50	2,962,566.94	3,830,783.30	48,781.18	29,295.39	276,269.20	709,275.69		9,552,181.52
North Dakota State University	61,118.34		15.20	564,237.57	9,824.53	4,733.21			30,118.85		670,047.70
Shcool for Blind	12,367.47			159,582.43		94.00			2,352.66		174,396.56
Capitol Building	46,978.20	5,100.00		51,812.29			16,016.12		2,430.76		122,337.37
School for Deaf	20,191.06	241.85		82,940.00	22,156.00	791.77				5,000.00	131,320.68
State Hospital	7,392.90		40.00	91,294.75		243.74			12,126.36		111,097.75
Ellendale State Teachers College	19,226.47	1,400.00	50.00	392,304.27		1,927.63					414,908.37
Valley City State College	20,322.68		25.00	443,706.87							464,054.55
Mayville State College	12,195.41		15.00	92,245.00							104,455.41
North Dakota Industrail School-Mandan	18,720.71		7,058.12	316,191.97					6,629.58		348,600.38
Science School	13,782.70	209.40		128,800.00		261.71					143,053.81
School of Mines	17,562.89	4,675.40		103,400.00		322.05					125,960.34
Soldiers Home	17,862.73	11,882.90		212,300.00		482.57					242,528.20
University	37,199.88	1,200.00	40.00	573,071.73	24,152.60	2,958.48	220.00		1,404.87		640,247.56
TOTALS	1,879,890.04	141,483.27	10,710.82	6,174,453.82	3,886,916.43	60,596.34	45,531.51	276,269.20	764,338.77	5,000.00	13,245,190.20

The above collected monies are placed in the Permanent Trust Fund for each of the above listed schools and institutions. These permanent trust funds can never be spent but must be invested. However, the earnings from the investments are spent by the schools and institutions.

COLLECTIONS
Interest and Income
July 1, 1966 to June 30, 1968

	EARNINGS								
	Interest on Contracts	Land Rentals	Bond Interest	Interest on Loans	Misc.	Oil and Gas Leases	Interest X Contracts	Interest F.H.A. Loans	Totals
Common Schools	$381,851.75	1,128,099.67	1,661,658.23	1,298,466.47	220.00	906,241.16	18,351.58	78,165.47	5,473,054.33
North Dakota State University	14,327.92	35,961.25	168,143.05	12,500.63		15,652.56	3,155.75		249,741.16
School for Blind	4,602.73	6,758.68	37,357.05			4,658.34	291.31		53,668.11
Capitol Building	9,557.13	23,932.50	16,150.21			18,271.63	110.85		68,022.32
School for Deaf	6,074.64	11,118.58	38,516.50	6,266.34		8,585.64	338.24		70,899.94
State Hospital	1,983.83	4,430.70	25,384.78			3,944.82	131.85		35,875.98
Ellendale State College	4,053.41	8,759.43	47,832.36			5,149.34	640.85		66,435.39
Valley City State College	3,736.01	11,017.60	50,801.78			2,528.14	245.75		68,329.28
Mayville State College	2,242.84	6,478.07	30,223.28			4,342.05			43,286.24
North Dakota Industrial School	6,838.60	12,041.09	54,472.80			3,681.87	803.42		77,837.78
School of Science	4,749.14	7,265.57	44,138.80			3,935.87	490.60		60,579.98
School of Mines	4,001.55	10,694.48	49,207.06			6,532.34	951.12		71,386.55
Soldiers Home	6,208.69	7,540.66	40,939.35			3,046.83	371.70		58,107.23
University	11,865.47	21,278.59	95,682.65	4,180.50		12,871.74	866.60		146,745.55
TOTALS	$462,093.71	1,295,376.87	2,360,507.90	1,321,413.94	220.00	999,442.33	26,749.62	78,165.47	6,543,969.84

The above collected monies go to the various schools and institutions listed above and may be spent by them. In the case of Common Schools, the monies are apportioned out quarterly to the School Districts on a per pupil basis.

COLLECTIONS DISTRIBUTED TO INSTITUTIONAL FUNDS

From July 1, 1966 to June 30, 1968

Land Contracts (Grant Land)	$1,879,890.04	
Land Sold—Cash	141,483.27	
Easements and Misc.	10,710.82	
Bond Collections	6,174,453.82	
Farm Loans	3,886,916.43	
Royalty—Coal and Gravel	45,531.51	
X-Contracts (Acquired Land)	60,596.34	
F.H.A. Loans	276,269.20	
Royalty—Oil and Gas	764,338.77	
Transfers	5,000.00	
Credited to Permanent Fund, Common Schools and Institutions		$13,245,190.20
Interest on Contracts (Grant Land)	462,093.71	
Land Rentals	1,295,376.87	
Interest on Bonds	2,360,507.90	
Interest on Farm Loans	1,321,413.94	
Miscellaneous	220.00	
Oil and Gas Leases	999,442.33	
Interest on X-Contracts (Acquired Land)	26,749.62	
Interest—F.H.A. Loans	78,165.47	
Credited to Interest and Income Fund, Common Schools and Institutions		6,543,969.84
Reserve Fund		143,372.18
Fees — Land Sales Cost, Advertising, Appraising, etc., Oil Leasing Farm Loan Application Fees, Patent and Deed Fees credited to General Fund		29,745.81
TOTAL		$19,962,277.53

TOTAL COST OF OPERATION OF THE DEPARTMENT
July 1, 1966 to June 30, 1968

	Expenditures
Salaries, Social Security, OASIS, Blue Cross	$198,760.22
Fees and Service, Postage, Miscellaneous, Travel, Leasing, Publishing Notice Land Sales	32,749.00
Supplies and Materials	3,359.12
Equipment	5,361.14
TOTAL	$240,229.48

These expenditures are all taken from the direct appropriations by the legislature for operation of the department. None of the income made by the department can be spent for operation.

GRANT LAND SOLD ON CONTRACT

From July 1, 1966 to June 30, 1968

Number of Tracts	
214	$2,412,170.00

DEEDS AND PATENTS ISSUED

From July 1, 1966 to June 30, 1968

657 Patents covering 96,799.31 acres
147 Quit Claim Dees, covering 33,318.44 acres
36 Deeds covering 3,816.47 acres were issued for purposes over which the right of eminent domain was exercised. Several easements for temporary use by the Highway Department and other Agencies were granted.

840 Total

112 Contracts were assigned during this period.

SCHOOL BONDS PURCHASED

From July 1st, 1966 to June 30, 1968

No. of Bonds Issued	Amount
46	$3,408,982.72

FARM LOAN INVESTMENTS COMPLETED

From July 1, 1966 to June 30, 1968

No. of Loans	Amount
510	$9,640,300.00

LEASING DEPARTMENT

Leases for hay, grazing and other agricultural purposes were issued in 1967 on 3,661.93 cultivated acres and on 247,607.14 uncultivated acres. These tracts brought in $170,168.46.

Leases were issued in 1968 on 15,251.63 cultivated acres and on 215,-351.74 uncultivated acres, for first year rentals of $210,935.83.

The last of the leases under the old leasing rate expired at the end of 1967, therefore, during 1968 all land under lease from this department is under the current minimum rate (or higher) which is: $1.25 per animal unit month where the carrying capacity has been established by the Soil Conservation Service or the Forest Service technicians and supplied to this department. Where the carrying capacity has not been supplied for uncultivated land, the minimum rent is 2% of the department's valuation of the land but no minimum rent set higher than $120.00 per quarter section under this method. The minimum rent on cultivated land is $1.00 per acre.

OIL AND GAS: Seven oil and gas leasing auctions were held in the period July 1, 1966 to June 30, 1968. Leases were sold on 275,247.80 mineral acres bringing $839,009.74 in bonuses and $68,811.95 in first year rentals.

URANIUM: Royalties and Royalties-in-advance have brought in $7,218.12.

EMPLOYEES, STATE LAND DEPARTMENT

Albert Schmalenberger, State Land Commissioner	$ 17,400.00	24 Months
Otto N. Bervik, Deputy Land Commissioner	15,310.00	24 Months
John H. Bowers, Accountant	15,310.00	24 Months
Spara Christenson, Cashier	10,000.00	24 Months
Joyce Malmstad, Asst. Cashier	10,255.00	24 Months
Catherine L. Hruby, Asst. Cashier	5,185.36	13 Months
Marvin M. Thompson, Collection Manager	10,445.00	24 Months
Emma L. Peightal, Title Manager	9,630.00	24 Months
Ernest W. Pederson, Leasing Manager	14,955.00	24 Months
Margaret Pederson, Sales Manager	9,600.00	24 Months
Theresia Fischer, Asst. Bond & Mtg. Manager	9,630.00	24 Months
Alvina Glatt, Leasing, Clerk-Typist	9,340.00	24 Months
Lavina Wegner, Secretary	9,246.68	23 Months
Mabel Acheson Miller, Bookkeeper Resigned	5,453.68	20 Months
DelJoan Lachenmeier, Clerk-Typist	2,822.54	11 Months
Ellyn Hagen, Clerk-Typist	1,109.26	8 Months
Carol Weikum, ClerkTypist Resigned	583.50	3 Months
Beverly McBride, Clerk-Typist Resigned	483.75	5 Months
Marie Lee, Secretary, Resigned	247.45	½ Month
Karl Kleppe, Fieldman, Napoleon, N. Dak	7,125.00	24 Months
David H. Schuh, Fieldman, Underwood, N. Dak.	9,780.00	24 Months
Paul A. Neidhardt, Fieldman, New Salem, N. Dak.	4,325.00	24 Months
E. A. Tough, Fieldman, Strasburg, N. Dak.	3,000.00	12 Months
M. T. Lillehaugen, Fieldman, Michigan, N. Dak. Resigned	740.00	4 Months

2391